



UNIVERSITY  
OF FLORIDA  
LIBRARIES













BASEBALL  
GUIDE  
and  
RECORD BOOK  
1944

•  
COMPILED BY  
J. G. TAYLOR SPINK

IN COLLABORATION WITH  
ERNEST J. LANIGAN

AND  
PAUL A. RICKART

•  
PUBLISHED BY  
CHARLES C. SPINK & SON  
SAINT LOUIS


Copyright, 1944, by The Sporting News



JOE MCCARTHY



'SPUD' CHANDLER



CLARK GRIFFITH



'CHET' COVINGTON




FRANK LAWRENCE

No. 1  
MEN  
of  
1943



CLARENCE ROWLAND



NICK CULLOP

The Sporting News' Top Men in Majors and Minors

# American League

Organized 1900

**WILLIAM HARRIDGE**

President-Secretary-Treasurer

Headquarters—310 South Michigan Building, Chicago, Ill.

Telephones—Harrison 4263-4264

Directors, 1944—Edward G. Barrow, Thomas A. Yawkey, Alva Bradley, Mrs. Grace R. Comiskey, Clark C. Griffith.

Manager Service Bureau—Earl J. Hilligan. Telephone: Harrison 0614.

Director of Motion Picture Supervision—Lewis Fonseca. Telephone: Wabash 9655.

Director of Broadcasting—L. C. McEvoy. Telephone: Wabash 9655.

Umpires—Thomas H. Connolly (chief of staff), Charley Berry, William Grieve, Cal Hubbard, Nicholas I. Jones, William McGowan, George Pipgras, Edwin Rommel, Joseph W. Rue, Ernest Stewart, William Summers, Hal Weafer.

Official Statistician—Howe News Bureau, 155 North Clark street, Chicago, Ill. Telephone: State 4216.

Players cannot be transferred from one American League club to another club within the league after June 15, unless waivers are obtained.

Waiver price, \$7,500. Inter-league waivers, \$7,500, except selected players.

## BOSTON

President—Thomas A. Yawkey

Vice-President-Business Manager—Edward T. Collins

Director of Minor League Operations—George Toporcer

Secretary—Frederick W. DeFoe

Road Secretary—Philip J. Troy

Assistant Treasurer—Hiram W. Mason

Manager—Joseph E. Cronin

Director of Red Sox Baseball School—Hugh Duffy.

Scouts—Ernie Johnson, Jack Egan, Joe Becker, Bunn Hearn, Billy Disch, Charles Niebergall, Hank Severeid, Bill McCarron, Tom Daly.

Location—Fenway Park, Jersey street, Lansdowne street and Ipswich street.

Park telephones—Kenmore 0331, 0332, 0333.

Seating capacity—35,000

Nickname—Red Sox

Field dimensions—Home plate to center field, 420 feet; to right field, 302 feet; average right field distance, 382 feet; home plate to left field, 315 feet.

## CHICAGO

President—Mrs. Grace R. Comiskey

Vice-President-Secretary—Harry M. Grabner

Treasurer—Mrs. Dorothy C. Rigney

Assistant Secretary—Miss Grace Lu Comiskey

Assistant Secretary—William D. O'Malley

Road Secretary—Joseph T. Barry

Manager—James J. Dykes

Location—Comiskey Park, Thirty-fifth street and Shields avenue.

Park telephone—Boulevard 4161

Seating capacity—50,000

Nickname—White Sox

Field dimensions—Home plate to center field, 440 feet; to right field, 352 feet; to left field, 352 feet.

### CLEVELAND

President—Alva Bradley

Vice-President—Roger T. Peckinpaugh

Secretary—Joseph Hostetler

Business Manager—Road Secretary—Frank Kohlbecker

Manager—Louis Boudreau

Executive Offices—Suite 706 Marion Building

Scouts—William J. Bradley, Harold Irelan, John Angel, Willis Butler.

Locations—League Park, East Sixty-sixth street. Lexington avenue and Linwood avenue; Municipal Stadium, foot of West Third street.

Park telephone—Henderson 7400

Seating capacity—League Park, 23,000; Municipal Stadium, 78,811

Nickname—Indians

Field dimensions—League Park, home plate to center field, 460 feet; to right field, 290 feet; to left field, 375 feet. Municipal Stadium, home plate to center field, 450 feet; to right field, 320 feet; to left field, 320 feet.

### DETROIT

President—Walter O. Briggs

Vice-President—Walter O. Briggs, Jr. (in U. S. Army)

Secretary-General Manager—John A. (Jack) Zeller

Road Secretary—Clair J. Berry

Manager—Stephen O'Neill

Scouts—A. J. (Wish) Egan, Bruce Connatser, Dan Crowley, Edw. Katalinas.

Location—Briggs Stadium, Michigan avenue, National avenue, Cherry street and Trumbull avenue.

Park telephone—Randolph 4000

Seating capacity—58,000

Nickname—Tigers

Field dimensions—Home plate to center field, 420 feet; to right field, 325 feet; to left field, 340 feet.

### NEW YORK

President-General Manager—Edward G. Barrow

Vice-President—George E. Ruppert

Vice-President-Secretary—George M. Weiss

Treasurer—Albert A. Brennan

Road Secretary—Rex Weyant

Manager—Joseph V. McCarthy

Executive offices—55 West Forty-second street

Telephone—PENNSYLVANIA 6-9300

Scouts—Paul Krichell, William Essick, Joseph Devine, John Nee, Steve O'Rourke.

Location—Yankee Stadium, 161st street and River avenue, The Bronx

Stadium telephone—JEROME 7-3300

Seating capacity—70,000.

Nickname—Yankees

Stadium Superintendent—Charles T. McManus

Field dimensions—Home plate to center field, 461 feet; to right field, 296 feet; to left field, 301 feet.

#### PHILADELPHIA

President-Treasurer-Manager—Connie (McGillicuddy) Mack

Vice-President-Secretary—Roy (McGillicuddy) Mack

Assistant Treasurer—Connie (McGillicuddy) Mack, Jr. (in U. S. Service)

Assistant Secretary—Robert J. Schroeder

Traveling Secretary—Benjamin S. Macfarland

Assistant Manager—Earle (McGillicuddy) Mack

Scouts—Ira Thomas, Harry O'Donnell

Location—Shibe Park, Lehigh avenue, Somerset street, North Twentieth street and North Twenty-first street.

Park telephone—Sag. 1480

Seating capacity—33,000

Nickname—Athletics

Field dimensions—Home plate to center field, 468 feet; to right field, 331 feet; to left field, 334 feet.

#### ST. LOUIS

President—Donald L. Barnes

Vice-President-General Manager—William O. DeWitt

Vice-President—Richard C. Muckerman

Assistant to President—James G. Conzelman

Secretary—Anthony A. Buford

Treasurer—Samuel C. McCluney

Assistant Treasurer—Margaret H. Murphy

Traveling Secretary—Charles W. DeWitt

Manager—James L. (Luke) Sewell

Location—Sportsman's Park, Grand boulevard, Dodier street, Sullivan avenue and Spring avenue.

Park telephone—Jefferson 4695

Seating capacity—34,000

Nickname—Browns

Field dimensions—Home plate to center field, 425 feet; to right field, 310 feet; to left field, 351 feet.

#### WASHINGTON

President—Clark C. Griffith

Vice-President—Calvin R. Griffith

Treasurer—George M. Richardson

Secretary—Edward B. Eynon, Jr.

Manager—Oswald Bluege

Executive offices—Seventh street and Florida avenue, N. W.

Telephone—Dupont 6333

Scout—Joseph Cambria

Location—Griffith Stadium, Seventh street and Florida avenue

Park telephone—Dupont 6333

Seating capacity—32,000

Nickname—Nationals

Field dimensions—Home plate to center field, 420 feet; to right field, 328 feet; to left field, 405 feet.





Luke Appling, as American League batting champion for 1943 (inset), and as an Army rookie on Uncle Sam's hard-hitting team.



# Averages for 1943

## CHAMPIONSHIP WINNERS IN PREVIOUS YEARS

1901—Chicago	.610	1915—Boston	.669	1929—Philadelphia	.693
1902—Philadelphia	.610	1916—Boston	.591	1930—Philadelphia	.662
1903—Boston	.659	1917—Chicago	.649	1931—Philadelphia	.704
1904—Boston	.617	1918—Boston	.595	1932—New York	.695
1905—Philadelphia	.622	1919—Chicago	.629	1933—Washington	.651
1906—Chicago	.616	1920—Cleveland	.636	1934—Detroit	.656
1907—Detroit	.613	1921—New York	.641	1935—Detroit	.616
1908—Detroit	.588	1922—New York	.610	1936—New York	.667
1909—Detroit	.645	1923—New York	.645	1937—New York	.662
1910—Philadelphia	.680	1924—Washington	.597	1938—New York	.651
1911—Philadelphia	.669	1925—Washington	.636	1939—New York	.702
1912—Boston	.691	1926—New York	.591	1940—Detroit	.584
1913—Philadelphia	.627	1927—New York	.714	1941—New York	.656
1914—Philadelphia	.651	1928—New York	.656	1942—New York	.669

## STANDING OF CLUBS AT CLOSE OF SEASON

Club.	N. Y.	Wash.	Cleve.	Chi.	Det.	St. L.	Bos.	Phila.	W.	L.	Pct.
New York	..	11	13	12	12	17	17	16	98	56	.636
Washington	11	..	13	8	9	14	12	17	84	69	.549
Cleveland	9	8	..	15	15	9	10	16	82	71	.536
Chicago	10	14	7	..	9	10	14	18	82	72	.532
Detroit	10	13	7	13	..	11	11	13	78	76	.506
St. Louis	5	8	13	12	11	..	9	14	72	80	.474
Boston	5	10	12	8	11	11	..	11	68	84	.447
Philadelphia	6	5	6	4	9	8	11	..	49	105	.318
Lost	56	69	71	72	76	80	84	105			

Ties—New York at Boston, June 25, score, 2-2. Boston at Detroit, June 30, score, 3-3. St. Louis at Boston, September 29, score, 3-3 (second game). Chicago at Philadelphia, September 24, score, 3-3.

### AT HOME.

Club.	N. Y.	Wash.	Cleve.	Chi.	Det.	St. L.	Bos.	Phila.	W.	L.	Pct.
New York	..	6	9	5	7	9	9	9	54	23	.701
Washington	6	..	6	3	4	9	8	8	44	32	.579
Cleveland	7	4	..	6	8	6	5	8	44	33	.571
Chicago	4	6	2	..	6	6	7	9	40	36	.526
Detroit	6	6	4	8	..	6	8	7	45	32	.584
St. Louis	3	6	8	7	6	..	6	8	44	33	.571
Boston	3	7	6	4	8	6	..	5	39	36	.520
Philadelphia	4	2	3	3	5	5	5	..	27	51	.346

### ABROAD.

Club.	N. Y.	Wash.	Cleve.	Chi.	Det.	St. L.	Bos.	Phila.	W.	L.	Pct.
New York	..	5	4	7	5	8	8	7	44	33	.571
Washington	5	..	7	5	5	5	4	9	40	37	.519
Cleveland	2	4	..	9	7	3	5	8	38	38	.500
Chicago	6	8	5	..	3	4	7	9	42	36	.538
Detroit	4	7	3	5	..	5	3	6	33	44	.429
St. Louis	2	2	5	5	5	..	3	6	28	47	.343
Boston	2	3	6	4	3	5	..	6	29	48	.377
Philadelphia	2	3	3	1	4	3	6	..	22	54	.289

## STANDING OF CLUBS AT CLOSE OF SEASON.

Club.	At N. Y.		At Wash.		At Cleve.		At Chi.		At Det.		At St. L.		At Bos.		At Phil.		At Abroad		At Home		Season		Pct.
	W.	L.	W.	L.	W.	L.	W.	L.	W.	L.	W.	L.	W.	L.	W.	L.	W.	L.	W.	L.	W.	L.	
New York	5	6	5	6	4	7	7	4	5	6	8	3	8	3	7	4	44	33	54	23	98	56	.636
Wash'gton	5	6	..	..	7	4	5	6	5	6	5	6	4	7	9	2	40	37	44	32	84	69	.549
Cleveland	2	9	4	6	..	..	9	2	7	4	3	8	5	6	8	3	38	38	44	33	82	71	.536
Chicago	6	5	8	3	5	6	..	3	8	4	7	7	4	9	3	42	36	40	36	82	72	.532	
Detroit	4	7	7	4	3	8	5	6	..	5	6	3	8	6	5	33	44	45	32	78	76	.506	
St. Louis	2	9	2	9	5	6	5	6	5	6	..	3	6	6	5	28	47	44	33	72	80	.474	
Boston	2	9	3	8	6	5	4	7	3	8	5	6	..	6	5	29	48	39	36	68	84	.447	
Phil'phia	2	9	3	8	3	8	1	9	4	7	3	8	6	5	..	22	54	27	51	49	105	.318	

## OFFICIAL AMERICAN LEAGUE BATTING AVERAGES


(Compiled by Howe News Bureau, Chicago, Ill.)

Club.	TEAM BATTING.														
	G.	AB.	R.	OR.	H.	TB.	2B.	3B.	HR.	SH.	SB.	CS.	LB.	RBI.	Pct.
Detroit .....	155	5364	632	560	1401	1926	200	47	77	123	40	43	1114	571	.261
New York .....	155	5282	669	542	1350	1986	218	59	100	93	46	60	1156	635	.256
Cleveland .....	153	5265	600	577	1344	1845	246	45	55	121	47	58	1162	564	.255
Washington .....	153	5233	666	595	1328	1814	245	50	47	88	142	55	1159	617	.254
Chicago .....	155	5252	573	594	1297	1681	193	46	33	72	173	87	1142	509	.247
St. Louis .....	153	5175	596	604	1269	1804	229	36	78	106	37	43	1116	552	.245
Boston .....	155	5392	563	607	1314	1792	223	42	57	113	86	61	1149	510	.244
Philadelphia .....	155	5244	497	717	1219	1559	174	44	26	95	55	42	1055	462	.232
Totals .....	42207	4796	4796	10522	14407	1728	369	473	811	626	449	9053	4420	.249	

## INDIVIDUAL BATTING.

## Ten or More Games.

Player and Club.	Bats	G.	AB.	R.	H.	TB.	2B.	3B.	HR.	SH.	SB.	CS.	Pct.
Oana, Henry K., Detroit.....R	20	26	5	10	17	2	1	0	0	0	0	0	.385
Burgo, William R., Philadelphia..R	17	70	12	26	37	4	2	1	0	0	0	2	.371
Dickey, William M., New York....L	85	242	29	85	119	18	2	4	1	2	1	2	.351
Scarborough, Rae W., Washington..R	24	24	1	8	8	0	0	0	0	2	0	0	.333
APPLING, LUCIUS B., Chicago..R	155	585	63	192	238	33	2	3	1	27	8	328	.328
Wood, Joseph P., Detroit.....R	60	164	22	53	68	4	4	1	4	2	2	323	.323
Wakefield, Richard, Detroit.....L	155	633	91	200	275	38	8	7	2	4	5	316	.316
Hodgin, Ralph, Chicago.....L	117	407	52	128	169	22	8	1	2	3	5	314	.314
Cronin, Joseph E., Boston.....R	59	77	8	24	43	4	0	5	0	0	0	312	.312
Cramer, Roger M., Detroit.....L	140	606	79	182	211	18	4	1	13	4	3	300	.300
Wynn, Early, Washington.....R	38	98	6	29	37	3	1	1	1	0	0	296	.296
Case, George W., Washington.....R	141	613	102	180	229	36	5	1	3	61	14	294	.294
Curtright, Guy, Chicago.....R	138	488	67	142	185	20	7	3	12	13	12	291	.291
Rullo, Joseph, Philadelphia.....R	16	55	2	16	19	3	0	0	1	0	0	290	.290
Humphries, John W., Chicago.....R	28	69	6	20	26	6	0	0	0	0	0	289	.289
Stephens, Vernon D., St. Louis....R	137	512	75	148	247	27	3	22	5	3	2	289	.289
Cullenbine, Roy J., Cleveland....B	138	488	66	141	197	24	4	8	13	3	4	289	.289
Fox, Errin, Boston.....R	127	489	54	141	179	24	4	2	18	22	8	288	.288
Boudreau, Louis, Cleveland.....R	152	539	69	154	209	32	7	3	20	4	7	286	.286
Ostermueller, Fred R., St. Louis..L	11	7	0	2	2	0	0	0	0	0	0	286	.286
Karl, Anton A., Boston.....R	11	7	1	2	2	0	0	0	0	0	0	286	.286
Rosar, Warren V., Cleveland.....R	115	382	53	108	130	17	1	1	4	0	4	283	.283
Partee, Roy R., Boston.....R	96	299	30	84	102	14	2	0	5	0	0	281	.281
Skaiff, Francis M., Philadelphia...R	32	64	8	18	25	2	1	1	1	0	0	281	.281
Johnson, William R., New York....L	155	592	70	166	217	24	6	5	6	3	5	280	.280
Byrnes, Milton J., St. Louis.....L	129	429	58	120	174	28	7	4	8	1	4	280	.280
Garrison, Robert Ford, Boston....R	36	129	13	36	46	5	1	1	2	0	1	279	.279
Sears, Kenneth E., New York.....L	60	187	22	52	65	7	0	2	0	1	3	278	.278
Higgins, Michael F., Detroit.....R	138	523	62	145	197	20	1	10	11	2	5	277	.277
Hockett, Oris L., Cleveland.....L	141	601	70	166	213	33	4	2	7	13	18	276	.276
Edwards, Henry A., Cleveland....L	92	297	38	82	121	18	6	3	2	4	8	276	.276
Heath, John G., Cleveland.....L	118	424	58	116	204	22	6	18	0	5	8	274	.274
Gutteridge, Donald J., St. Louis...R	132	538	77	147	197	35	6	1	4	10	9	273	.273
Culbertson, D. Leon, Boston.....R	80	312	36	85	122	16	6	3	4	13	0	272	.272
Cuccinello, Anthony F., Chicago...R	34	103	5	28	39	5	0	2	2	2	3	272	.272
Etten, Nicholas R., New York....L	154	583	78	158	245	35	5	14	6	3	7	271	.271
York, P. Rudolph, Detroit.....R	155	571	90	155	201	22	11	34	5	5	5	271	.271
Priddy, Gerald E., Washington....R	149	560	68	152	201	31	3	4	7	5	5	271	.271
Keller, Charles E., New York....L	141	513	97	139	269	15	11	31	2	7	5	271	.271
Christman, Mark J., St. Louis....R	98	336	31	91	118	11	5	2	5	0	3	271	.271
Staller, George W., Philadelphia..L	21	85	14	23	39	1	3	3	1	1	0	271	.271
Doerr, Robert P., Boston.....R	155	604	78	163	249	32	3	16	9	8	8	270	.270
Outlaw, James P., Detroit.....R	20	67	8	18	22	1	0	1	1	0	0	269	.269
Vernon, James B., Washington....L	145	553	89	148	214	29	8	7	8	24	8	268	.268
Moore, Eugene, Washington.....L	92	254	41	68	94	14	3	2	4	0	2	268	.268
Bagby, James C., Cleveland.....R	41	112	7	30	33	1	1	0	1	1	0	268	.268
Spence, Stanley O., Washington...L	149	570	72	152	231	23	10	12	4	8	1	267	.267
Ross, Donald P., Detroit.....R	89	247	19	66	79	13	0	0	2	2	0	267	.267
Newsome, Lamar A., Boston.....R	114	449	48	119	147	21	2	1	8	5	6	265	.265
Johnson, Robert L., Washington...R	117	438	65	116	175	22	8	7	0	11	5	265	.265
Powell, Alvin J., Washington....R	37	132	14	35	49	10	2	0	3	3	5	265	.265
Haynes, Joseph W., Chicago.....R	35	84	5	9	9	0	0	0	0	0	0	265	.265
Weatherly, Roy, New York.....L	77	280	37	74	109	8	3	7	8	4	7	264	.264
Metheny, Arthur B., New York....L	103	360	51	94	143	18	2	9	9	2	3	261	.261



Mammoth Yankee Stadium

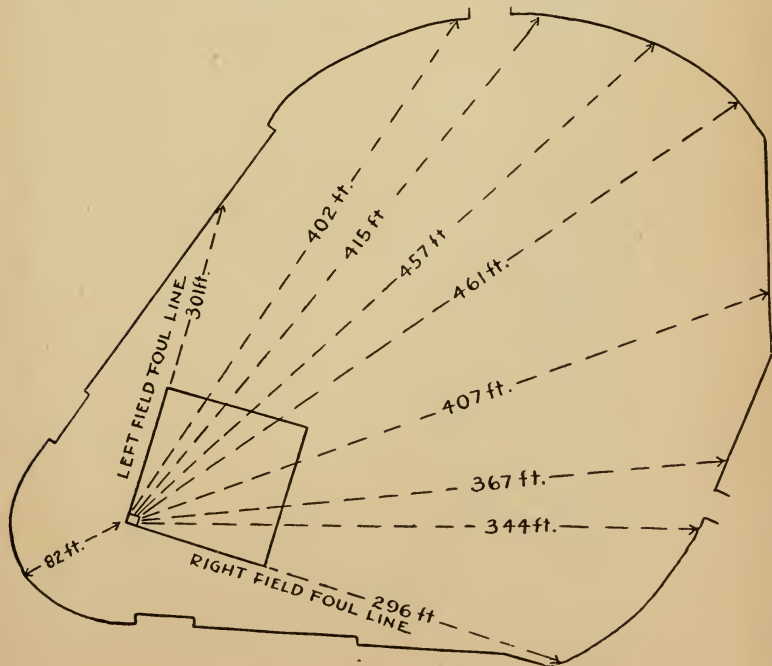
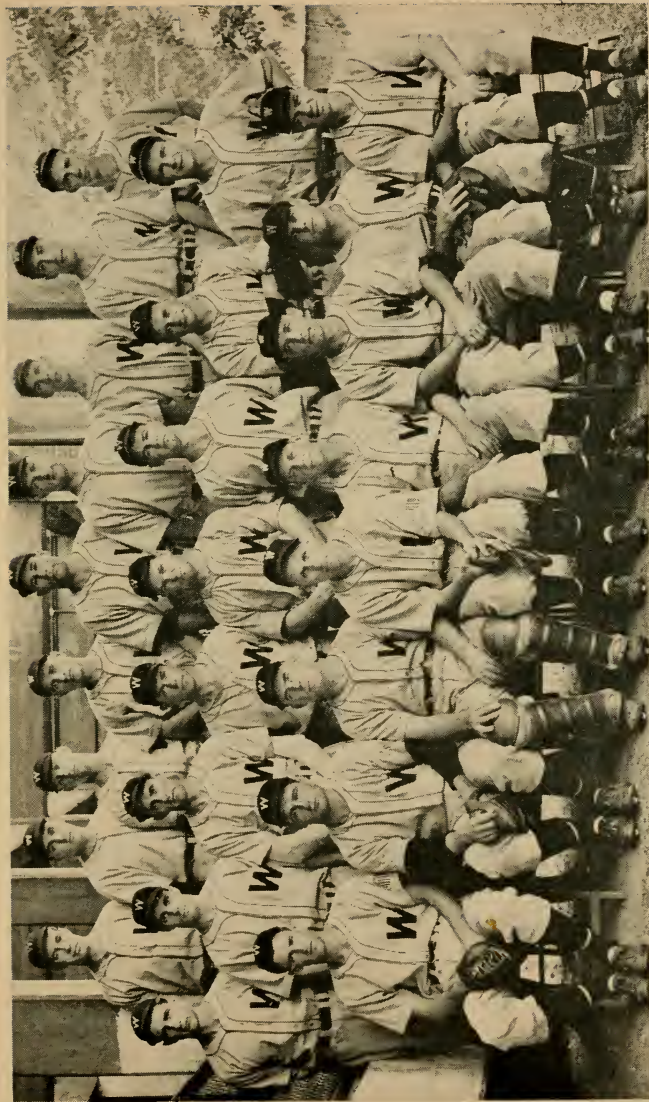


Diagram of Yankee Stadium, New York

Player and Club.	Bats	G.	AB.	R.	H.	TB.	2B.	3B.	HR.	SH.	SB.	CS.	Pct.
Radeliff, Raymond A., Detroit....L	70	115	3	30	34	4	0	0	4	1	1	2	.261
Keltner, Kenneth F., Cleveland....R	110	427	47	111	160	31	3	4	6	2	1	2	.260
Clary, Ellis, 73 Wash.-23 St. L....R	96	323	51	84	107	21	1	0	4	9	6	6	.260
Stainback, George T., New York....R	71	231	31	60	75	11	2	0	4	3	3	3	.260
Estallega, Roberto, Philadelphia....R	117	367	43	95	150	14	4	11	4	1	3	3	.259
Judd, T. W. Oscar, Boston.....L	27	54	2	14	17	1	1	0	3	0	0	0	.259
Early, Jacob W., Washington.....L	126	423	37	109	153	23	3	5	4	5	3	3	.258
Tyack, James F., Philadelphia....L	54	155	11	40	50	8	1	0	2	1	1	1	.258
Chandler, Spurgeon F., New York....R	30	97	9	25	36	5	0	2	3	0	0	0	.258
Hall, Irvin, Philadelphia.....L	151	544	37	139	162	15	4	0	10	10	7	7	.256
Chartak, Michael G., St. Louis....L	108	344	38	88	138	16	2	10	3	1	3	3	.256
Lupien, Ulysses J., Boston.....L	154	608	65	155	206	21	9	4	9	16	9	9	.255
Kreevich, Michael A., St. Louis....R	60	161	24	41	47	6	0	0	6	4	1	1	.255
Harris, Robert N., Detroit.....L	114	354	43	90	128	14	3	6	9	6	8	8	.254
Zarilla, Allen L., St. Louis....L	70	228	27	58	73	7	1	2	5	1	1	1	.254
Siebert, Richard W., Philadelphia.L	146	558	50	140	183	26	7	1	1	6	7	7	.251
Laabs, Chester P., St. Louis....R	151	580	83	145	237	27	7	17	8	5	7	7	.250
Orrell, Forrest G., Detroit.....R	10	4	0	1	0	0	0	0	0	0	0	0	.250
Gordon, Joseph L., New York....R	152	543	82	135	224	28	5	17	7	4	7	7	.249
White, Joyner C., Philadelphia....L	139	500	69	124	158	17	7	1	12	12	4	4	.248
Unser, Albert B., Detroit.....L	38	101	14	25	30	5	0	0	1	0	1	1	.248
Grant, James C., 58 Chi.-15 Cleve..L	73	219	26	54	81	11	2	4	2	4	3	3	.247
Metkovich, George M., Boston....L	78	321	34	79	116	14	4	5	9	1	3	3	.246
Moses, Wallace, Chicago.....L	150	599	82	147	202	22	12	3	1	56	14	14	.245
Lindell, John H., New York.....R	122	441	53	108	161	17	12	4	4	2	5	5	.245
Myatt, George E., Washington....L	42	53	11	13	16	3	0	0	3	3	3	3	.245
Hoover, Robert J., Detroit.....L	144	575	78	140	183	15	8	4	28	6	5	5	.243
McQuinn, George H., St. Louis....L	125	449	53	109	168	19	2	12	11	4	3	3	.243
Tabor, James R., Boston.....R	137	537	57	130	201	26	3	13	5	7	7	7	.242
Welaf, John L., Philadelphia....R	93	281	45	68	86	16	1	0	3	12	5	5	.242
Bloodworth, James H., Detroit....R	129	474	41	114	163	23	4	6	13	4	7	7	.241
Rocco, Michael D., Cleveland....L	108	405	43	97	134	14	4	5	11	1	2	2	.240
Turner, Thomas R., Chicago.....L	51	154	16	37	52	7	1	2	0	1	0	0	.240
Denning, Otto G., Cleveland....R	37	129	8	31	37	6	0	0	3	3	1	1	.240
McBride, Thomas R., Boston.....L	26	96	11	23	28	3	1	0	2	2	0	0	.240
Milnar, Albert J., 19 Cleve.-3 St. L.L	22	25	3	6	9	3	0	0	1	0	0	0	.240
Wagner, Harold E., Philadelphia.L	111	289	22	69	91	17	1	1	3	3	3	3	.239
Ferrell, Richard B., St. Louis....R	74	209	12	50	57	7	0	0	2	0	0	0	.239
Hemsley, Raiston B., New York....R	62	180	12	43	61	6	3	2	6	0	1	1	.239
Schultz, Joseph C., St. Louis....L	46	92	6	22	27	5	0	0	1	0	1	1	.239
Ripple, James A., Philadelphia....L	32	126	8	30	35	3	1	0	4	0	0	0	.238
Clift, H. B., 105 St. L.-8 Wash....R	113	409	47	97	123	11	3	3	7	5	4	4	.237
Tucker, Thurman L., Chicago....L	139	528	81	124	160	15	6	3	8	29	17	17	.235
Webb, James L., Chicago.....R	58	213	15	50	59	5	2	0	4	5	4	4	.235
Crossett, Frank P. J., New York....R	95	348	36	81	97	8	1	2	4	4	4	4	.233
Newsom L. N., 10 St. L.-6 Wash.R	16	30	0	7	7	0	0	0	1	0	0	0	.233
Kennedy, L. Vernon, Cleveland....L	38	52	8	12	14	0	1	0	8	0	0	0	.231
Salveson, John T., Cleveland....R	23	26	2	6	10	1	0	1	2	0	0	0	.231
Turchin, Edward L., Cleveland....R	11	13	4	3	3	0	0	0	0	0	0	0	.231
Castino, Vincent C., Chicago.....R	33	101	14	23	30	1	0	2	0	0	0	0	.228
Lazor, John P., Boston.....L	83	208	21	47	61	10	2	0	3	5	6	6	.228
Gluliani, Angelo J., Washington...R	49	133	5	30	36	4	1	0	3	0	1	1	.226
Seerey, James P., Cleveland....R	26	72	8	16	22	3	0	1	0	0	0	0	.222
Woods, George R., Boston.....R	23	36	2	8	8	0	0	0	0	0	1	1	.222
Suder, Peter, Philadelphia.....L	131	475	30	105	138	14	5	3	7	1	1	1	.221
Valo, Elmer W., Philadelphia....L	77	249	31	55	74	6	2	3	2	2	6	6	.221
Mack, Raymond J., Cleveland....R	153	545	56	120	170	25	2	7	14	8	3	3	.220
Richards, Paul R., Detroit.....R	100	313	32	69	93	7	1	5	3	1	0	0	.220
Trout, Paul H., Detroit.....R	45	91	9	20	28	5	0	1	4	2	0	0	.220
Mayo, Edward J., Philadelphia....L	128	471	49	103	115	10	1	0	23	2	0	0	.219
Strnweiss, George, New York....R	83	274	34	60	79	8	4	1	4	11	9	9	.219
Peters, Russell D., Cleveland....R	79	215	22	47	60	6	2	1	7	1	1	1	.219
Sundra, Stephen R., St. Louis....R	32	73	9	16	20	4	0	0	4	0	0	0	.219
Bridges, Thomas D., Detroit.....R	25	64	4	14	17	3	0	0	4	0	0	0	.219
Robertson, Sherrard, Washington..L	59	120	22	26	41	4	1	3	0	0	2	2	.217
Kolloway, Donald M., Chicago....R	85	348	29	75	100	14	4	1	3	11	7	7	.216
Culler, Richard B., Chicago.....R	53	148	9	32	39	5	1	0	2	4	5	5	.216
Tresh, Michael, Chicago.....R	86	279	20	60	63	3	0	0	5	2	1	1	.215
Miles, Wilson D., Boston.....L	45	121	9	26	32	2	2	0	5	0	2	2	.215
Kuhel, Joseph A., Chicago.....L	153	531	55	113	151	21	1	5	3	14	8	8	.213
Harder, Melvin L., Cleveland....R	19	47	2	10	13	1	1	0	4	0	0	0	.213
Doyle, Howard J., Boston.....R	13	43	2	9	10	1	0	0	0	0	1	1	.209
Sullivan, John P., Washington...R	134	456	49	95	114	12	2	1	11	6	2	2	.208





### WASHINGTON SENATORS, 1943

Top row—Myatt, Leonard, Moore, Powell, Carrasquel, Lefebvre, Curtis, Candini, Case. Middle row—Mertz, Sullivan, Niggeling, Cliff, Early, Robertson, Johnson, Priddy. Bottom row—Vernon, Wynn, Bengough, coach; Bluege, manager; Milan, coach, Spence, Kampouris, Giuliani.





Airplane View of Griffith Stadium and Vicinity, Washington, D. C.

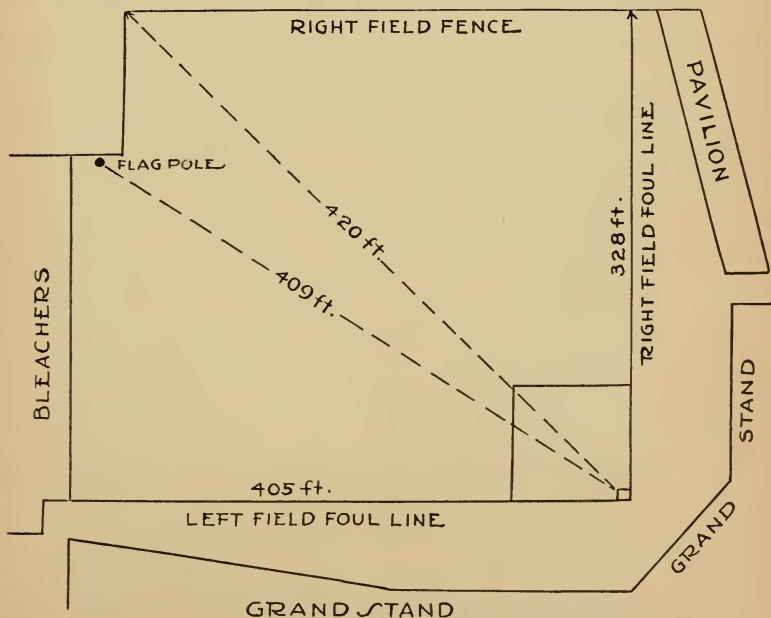


Diagram of Griffith Stadium, Where Washington Senators Play

Player and Club.	Bats	G.	AB.	R.	H.	TB.	2B.	3B.	HR.	SH.	SB.	CS.	Pct.
Fagan, Everett L., Philadelphia....R	18	7	0	0	0	0	0	0	0	0	0	0	.000
Center, M. Earl, Cleveland.....R	24	5	0	0	0	0	0	0	0	0	0	0	.000
McKain, Archie R., St. Louis.....L	10	1	0	0	0	0	0	0	0	0	0	0	.000

INDIVIDUAL BATTING RECORDS.

Players in Less Than Ten Games.


Player and Club.	Bats	G.	AB.	R.	H.	TB.	2B.	3B.	HR.	SH.	SB.	BB.	HB.	RBI.	CS.	SO.	DP.	Pct.	GI.
Gromek, Stephen J., Clev...R	3	2	2	2	2	2	0	0	0	0	0	0	0	1	0	0	0	1.000	
Flick, Lewis M., Phila...L	1	5	2	3	3	0	0	0	0	0	0	0	0	0	0	0	0	.600	
Kramer, John H., St. L...R	3	2	0	1	2	1	0	0	0	0	0	0	2	0	0	0	0	.500	
Butka, Edward L., Wash...R	3	9	0	3	4	1	0	0	0	0	0	0	1	0	3	0	0	.333	
Breuer, Marvin H., N. Y...R	5	3	0	1	1	0	0	0	0	0	0	0	0	0	1	0	0	.333	
Woodling, E. R., Cleva...L	8	25	5	8	15	2	1	1	1	0	1	0	5	0	3	0	0	.320	
Busch, Edgar J., Phila...L	4	17	2	5	5	0	0	0	0	0	1	1	0	1	2	0	0	.294	
Epps, Harold F., St. L...L	8	35	2	10	14	4	0	0	1	3	0	1	1	4	2	0	0	.286	
Lefebvre, W. H., Wash...L	7	14	0	4	7	3	0	0	0	1	0	1	0	0	1	0	0	.286	
Roberts, Chas. E., Wash...R	9	23	1	6	10	1	0	1	0	0	4	3	0	2	0	0	0	.261	
Ortiz, Roberto, Wash....R	1	4	0	1	1	0	0	0	0	0	0	0	0	1	0	0	0	.250	
Abernathy, T. L., Phila...R	5	4	0	1	1	0	0	0	0	0	0	0	0	0	2	0	0	.250	
Hanski, Don T., Chicago.L	9	21	1	5	6	1	0	0	0	0	0	0	2	1	5	0	0	.238	
Wheaton, E. P., Phila...L	7	30	2	6	8	2	0	0	0	0	3	1	2	0	2	1	0	.200	
Kell, Geo. C., Phila....R	1	5	1	1	3	0	1	0	0	0	0	1	0	0	0	0	0	.200	
Parisse, Louis P., Phila...R	6	17	0	3	3	0	0	0	0	2	0	1	0	2	1	0	0	.176	
Lowry, Samuel J., Phil...R	5	6	1	1	1	0	0	0	0	0	0	0	0	0	0	0	0	.167	
Grimes, Oscar R., N. Y...R	9	20	4	3	3	0	0	0	0	0	3	1	0	7	0	0	0	.150	
Bowles, C. J., Phila....R	3	8	0	1	1	0	0	0	0	0	0	1	0	1	0	1	0	.125	
Chase, Ken F., Boston...R	7	11	1	1	1	0	0	0	0	0	0	0	0	0	2	0	0	.091	
Mackiewicz, F. T., Phila...R	9	16	1	1	1	0	0	0	0	2	0	0	0	8	0	0	0	.063	
Gentry, James R., Det...R	4	10	0	0	0	0	0	0	0	0	0	0	0	5	0	0	0	.000	
Besse, Herman, Phila...L	7	8	0	0	0	0	0	0	0	0	0	0	0	0	1	0	0	.000	
Kwietniewski, C. E., Chi...R	2	7	0	0	0	0	0	0	1	0	0	0	0	0	0	0	0	.000	
Doljack, Frank J., Cleva...R	3	7	0	0	0	0	0	0	0	0	1	0	0	0	2	0	0	.000	
Kuczynski, B. C., Phila...R	6	6	0	0	0	0	0	0	0	2	0	0	0	0	2	0	0	.000	
Scheib, Carl A., Phila...R	6	5	0	0	0	0	0	0	0	0	0	0	0	3	0	0	0	.000	
Kalin, Frank B., Chi...R	4	4	0	0	0	0	0	0	0	0	0	0	0	0	1	0	0	.000	
Klieman, Ed F., Cleva...R	1	3	0	0	0	0	0	0	0	0	0	0	0	0	2	0	0	.000	
Brown, Norman, Phila...B	1	3	1	0	0	0	0	0	0	0	0	0	0	0	1	0	0	.000	
Padden, T. F., Wash...R	3	3	1	0	0	0	0	0	0	1	0	0	0	0	1	0	0	.000	
Dean, Paul, St. Louis...R	3	3	0	0	0	0	0	0	0	0	0	0	0	0	0	0	0	.000	
McHale, John J., Detroit.L	4	3	0	0	0	0	0	0	1	0	0	0	0	0	1	0	0	.000	
LaMacchia, A. A., St. L...R	1	2	0	0	0	0	0	0	0	0	0	0	0	0	0	1	0	.000	
Mains, James R., Phila...R	1	2	0	0	0	0	0	0	0	1	0	0	0	0	1	0	0	.000	
Benson, Vernon A., Phil.L	2	2	0	0	0	0	0	0	0	0	0	0	0	0	0	0	0	.000	
Konopka, Bruce B., Phil.L	2	2	0	0	0	0	0	0	0	0	0	0	0	0	1	0	0	.000	
Peterson, S. H., St. L...R	3	2	0	0	0	0	0	0	0	0	0	0	0	0	1	0	0	.000	
Clyde, Thomas K., Phil.R	4	2	0	0	0	0	0	0	0	0	0	0	0	0	0	0	0	.000	
Miller, John, 3Wa.-2St.L.R	5	2	0	0	0	0	0	0	0	0	0	0	0	0	1	0	0	.000	
Scheetz, Owen F., Wash.R	6	2	0	0	0	0	0	0	0	0	0	0	0	0	0	0	0	.000	
Gomez, Vernon, Wash...L	1	1	0	0	0	0	0	0	0	0	0	0	0	0	0	0	0	.000	
Barbery, D. Odell, Wash.R	1	1	0	0	0	0	0	0	0	0	0	0	0	0	0	0	0	.000	
Brucker, Earle F., Phila.R	1	1	0	0	0	0	0	0	0	0	0	0	0	0	0	0	0	.000	
Robinson, A. A., N. Y...L	1	1	0	0	0	0	0	0	0	0	0	0	0	0	1	0	0	.000	
McDonnell, J. W., Cleva...L	2	1	1	0	0	0	0	0	0	2	0	0	0	0	1	0	0	.000	
Susce, George, Cleveland.R	3	1	0	0	0	0	0	0	0	0	0	0	0	0	0	0	0	.000	
Burrows, John, Phila....R	4	1	0	0	0	0	0	0	0	0	0	0	0	0	1	0	0	.000	
Calvert, L., Paul, Cleva.R	5	1	0	0	0	0	0	0	0	0	0	0	0	0	0	0	0	.000	
Speer, Floyd V., Chicago R	1	0	0	0	0	0	0	0	0	0	0	0	0	0	0	0	0	.000	
Olsen, Albert W., Boston L	1	0	0	0	0	0	0	0	0	1	1	0	0	0	0	0	0	.000	
Schulbach, H. A., St. L. L	1	0	1	0	0	0	0	0	0	0	0	0	0	0	0	0	0	.000	
Curtis, V. E., Wash....R	2	0	0	0	0	0	0	0	0	0	0	0	0	0	0	0	0	.000	
Sanford, Fred J., St. L..B	3	0	0	0	0	0	0	0	1	0	0	0	0	0	0	0	0	.000	
Carpenter, L. E., Wash...R	4	0	0	0	0	0	0	0	0	0	0	0	0	0	0	0	0	.000	
Adkins, J. D., Wash....R	7	0	0	0	0	0	0	0	0	0	0	0	0	0	0	0	0	.000	

PLAYERS WITH TWO OR MORE CLUBS DURING THE 1943 SEASON.

This table is arranged alphabetically, the player's record with his first club on top.

Player and Club.	G.	AB.	R.	H.	TB.	2B.	3B.	HR.	SH.	SB.	BB.	HB.	RBI.	CS.	SO.	DP.	Pct.	GI.
Clary, Ellis, Washington....	73	254	36	65	86	19	1	0	3	8	43	2	19	4	31	8	0	.256
Clary, Ellis, St. Louis.....	23	69	15	19	21	2	0	0	1	1	12	0	5	2	6	0	0	.275
Clift, Harlond B., St. Louis	105	379	43	88	114	11	3	3	7	5	54	1	25	4	37	10	0	.232
Clift, Harlond B., Wash....	8	30	4	9	9	0	0	0	0	0	5	1	4	0	3	1	0	.300





CLEVELAND INDIANS, 1943

Top row—Bagby, Dean, Edwards, Poat, Reynolds, Center, Mack, Rosar. Middle row—Hoving, Salvesson, Harder, Kennedy, Desautels, Peters, Keltner, Hockett, Cullenbine, Smith, Weisman, trainer. Bottom row—Seerey, Naymick, Rocco, Grant, Susce, Boudreau, manager; Shotton, coach; Baker, coach.



Cleveland's Huge Municipal Stadium on Lakefront

BLEACHERS

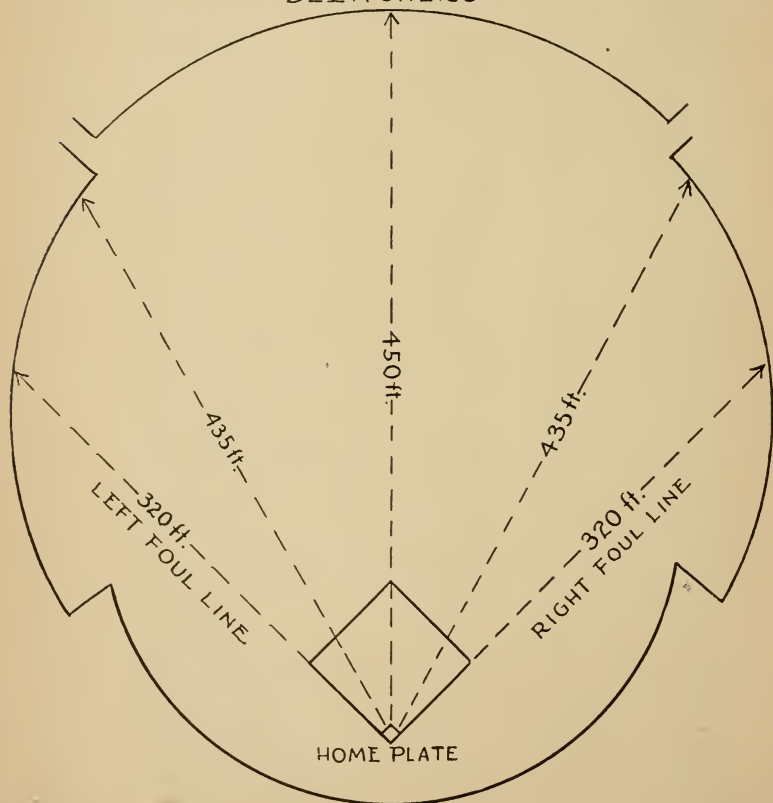


Diagram of Municipal Stadium, Where Cleveland Indians Play Many Games



General View of Grandstand at League Park

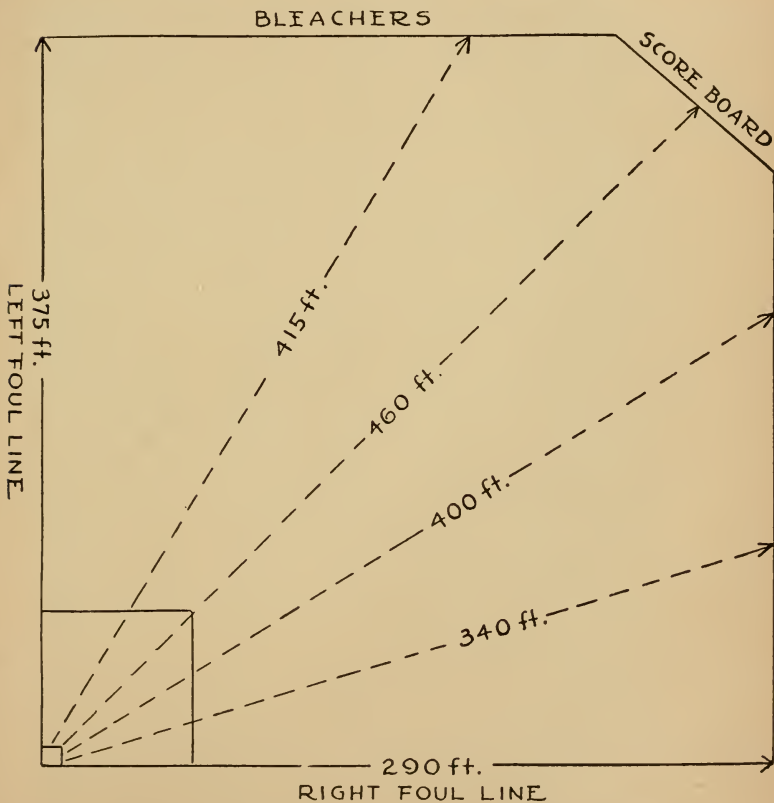


Diagram of League Park, Home of Cleveland Indians

Player and Club.	GI.													Pct.			
	G.	AB.	R.	H.	TB.	2B.	3B.	HR.	SH.	SB.	BB.	HB.	RBI.		CS.	SO.	DP.
Grant, James C., Chicago ..	58	197	23	51	76	9	2	4	2	4	18	0	22	3	34	9	.259
Grant, James C., Cleveland..	15	22	3	3	5	2	0	0	0	0	4	0	1	0	7	0	.136
Heffner, Donald H., St. L.	18	33	2	4	5	1	0	0	2	0	2	0	2	0	2	1	.121
Heffner, Donald H., Phila..	52	178	17	37	43	6	0	0	1	3	18	1	8	2	12	4	.208
Miller, John A., Washington	3	1	0	0	0	0	0	0	0	0	0	0	0	0	0	0	.000
Miller, John A., St. Louis.	2	1	0	0	0	0	0	0	0	0	0	0	0	0	1	0	.000
Milnar, Albert J., Cleveland	19	19	2	4	5	1	0	0	0	0	0	0	0	0	6	0	.211
Milnar, Albert J., St. Louis.	3	6	1	2	4	2	0	0	1	0	0	0	2	0	2	0	.333
Newsom, Louis N., St. Louis	10	15	0	5	5	0	0	0	1	0	0	0	2	0	0	0	.333
Newsom, Louis N., Wash....	6	15	0	2	2	0	0	0	0	0	0	0	1	0	1	1	.133
Niggeling, John A., St. L...	20	49	1	3	3	0	0	0	5	0	3	0	1	1	11	1	.061
Niggeling, John A., Wash..	6	18	2	5	6	1	0	0	0	0	0	0	0	0	2	0	.278

ADDITIONAL AMERICAN LEAGUE BATTING RECORDS

CLUB RECORDS.

Club.	GI.					Pct.
	BB.	HBP.	SO.	RBI.	DP.	
New York.....	624	25	562	635	132	
Washington .....	605	39	579	617	94	
Detroit .....	483	13	553	571	159	
Cleveland .....	567	11	521	564	110	
St. Louis.....	569	15	646	552	107	
Boston .....	486	19	591	510	103	
Chicago .....	561	22	581	509	110	
Philadelphia .....	430	29	465	462	132	
Totals .....	4325	173	4498	4420	947	

INDIVIDUAL RECORDS.

Includes All Players in Ten or More Games, Rated According to Most Runs Batted In.

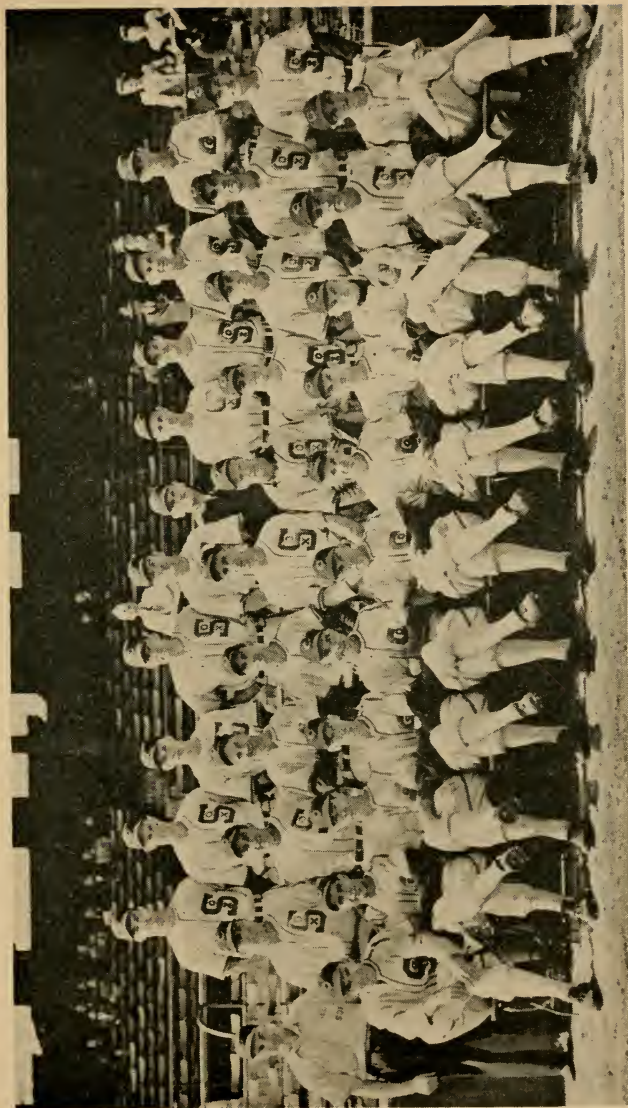
GI.

Player and Club.	G.	BB.	HB.	RBI.	SO.	DP.
York, Detroit .....	155	84	1	118	88	22
Etten, New York.....	154	76	0	107	31	13
W. Johnson, New York..	155	53	4	94	30	27
Stephens, St. Louis....	137	54	0	91	73	11
Spence, Washington ..	149	84	5	88	39	9
Keller, New York.....	141	106	0	86	60	7
Tabor, Boston .....	137	43	1	85	54	12
Laabs, St. Louis.....	151	73	4	85	105	13
Higgins, Detroit .....	138	57	1	84	31	17
Appling, Chicago .....	155	90	1	80	29	13
Heath, Cleveland .....	118	63	1	79	58	4
Wakefield, Detroit ..	155	62	0	79	60	23
Doerr, Boston .....	155	62	1	75	59	11
McQuinn, St. Louis....	125	56	0	74	65	8
Siebert, Philadelphia ..	146	33	2	72	21	19
Vernon, Washington ..	145	66	10	70	55	10
Gordon, New York.....	152	98	2	69	75	18
Boudreau, Cleveland ..	152	90	0	67	31	12
Estalella, Philadelphia..	117	52	1	63	44	16
R. Johnson, Wash....	117	62	3	63	50	11
Mack, Cleveland .....	153	47	2	62	61	15
Priddy, Washington ..	149	67	1	62	76	17
Early, Washington .....	126	52	4	60	43	6
Cullenbine, Cleveland ..	138	96	1	56	58	8
Sullivan, Washington ..	134	57	1	55	59	7
Hall, Philadelphia .....	151	22	6	54	42	11
Bloodworth, Detroit ..	129	29	3	52	59	29
Case, Washington .....	141	40	3	52	27	3
Lindell, New York.....	122	51	4	51	55	14
Hockett, Cleveland .....	141	45	4	51	45	8
Hodgin, Chicago .....	117	20	6	50	24	8
Byrnes, St. Louis.....	129	54	1	50	49	9
Curtright, Chicago .....	138	69	3	48	60	11
Moses, Chicago .....	150	55	1	48	47	9
Lupien, Boston .....	154	54	1	47	23	3
Rocco, Cleveland .....	108	51	2	46	40	7
Kuhel, Chicago .....	153	76	7	46	45	8
Fox, Boston .....	127	34	2	44	40	11
Cramer, Detroit .....	140	31	1	43	13	8

GI.

Player and Club.	G.	BB.	HB.	RBI.	SO.	DP.
Rosar, Cleveland .....	115	33	0	41	12	10
Suder, Philadelphia .....	131	14	0	41	40	14
E. Moore, Washington..	92	19	1	39	29	8
Keltner, Cleveland .....	110	36	0	39	20	13
Tucker, Chicago .....	139	79	1	39	72	5
Hoover, Detroit .....	144	36	1	38	101	10
Chartak, St. Louis.....	108	39	1	37	55	8
Metheny, New York....	103	39	0	36	34	6
Gutteridge, St. Louis..	132	50	0	36	46	7
Christman, St. Louis...	98	19	4	35	19	5
Culberson, Boston .....	80	30	0	34	35	5
Dickey, New York.....	85	41	0	33	12	5
Richards, Detroit .....	100	38	1	33	35	7
Kolloway, Chicago .....	85	9	0	33	30	7
N. Harris, Detroit....	114	47	1	32	29	6
Partee, Boston .....	96	39	2	31	33	9
Hayes, St. Louis.....	88	37	1	30	36	8
J. White, Philadelphia..	139	61	4	30	51	7
Cronin, Boston .....	59	11	0	29	4	3
Clift, St. Louis-Wash..	113	59	2	29	40	11
Weatherly, New York...	77	18	1	28	9	2
Edwards, Cleveland ..	92	30	0	28	34	5
Mayo, Philadelphia .....	128	34	5	28	32	7
Metkovich, Boston .....	78	19	3	27	38	6
Wagner, Philadelphia ..	111	36	2	26	17	9
Stirnweiss, New York...	83	47	0	25	37	9
Hemsey, New York.....	62	13	0	24	9	4
Clary, Wash.-St. Louis.	96	55	2	24	37	8
Tyack, Philadelphia .....	54	14	0	23	9	3
Grant, Chi.-Cleveland ..	73	22	0	23	41	9
Sears, New York.....	60	11	3	22	18	3
Webb, Chicago .....	58	6	0	22	19	4
L. Newsome, Boston....	114	21	2	22	21	10
Powell, Washington ..	37	5	1	20	13	2
Giuliani, Washington ..	49	12	0	20	14	2
Ferrell, St. Louis.....	74	34	1	20	14	3
Tresh, Chicago .....	86	37	0	20	20	7
Crossetti, New York....	95	36	7	20	47	7
Desautels, Cleveland ..	68	11	0	19	16	3





### CHICAGO WHITE SOX, 1943

Top row—Grove, Ross, Kwietniewski, Turner, Dietrich, Schwartz, trainer; Tresh, Hum-  
 Wade. Middle row—Sharkey, clubhouse attendant; Solters, Cuccinello, Kuhel, Sharp, Hanski, Hush-  
 phries, Culler, Curtright, Haynes, Maltzberger. Bottom row—Moses, Castino, Apppling, Swift, Miller,  
 coach; Dykes, manager; Ruel, coach; Hodgkin, Smith, Lee, Alebich, batboy, Tucker, Webb,

GI.							GI.						
Player and Club.	G.	BB.	HB.	RBI.	SO.	DP.	Player and Club.	G.	BB.	HB.	RBI.	SO.	DP.
Peters, Cleveland	79	18	1	19	29	5	Wensloff, New York	29	4	0	4	25	2
D. Ross, Detroit	89	20	1	18	3	6	Unser, Detroit	38	15	1	4	15	3
Valo, Philadelphia	77	35	1	18	13	6	Parsons, Detroit	40	6	0	4	16	5
Wood, Detroit	60	6	0	17	13	7	Wade, Chicago	21	3	0	3	9	0
Zarilla, St. Louis	70	17	1	17	20	4	Newsom, St. L.-Wash.	16	0	0	3	1	1
Castino, Chicago	33	12	0	16	11	3	Mertz, Washington	33	2	0	3	13	1
Lake, Boston	75	47	1	16	35	4	Lee, Chicago	19	0	0	3	8	0
Ripple, Philadelphia	32	7	1	15	7	1	Carrasquel, Wash.	39	5	1	3	10	0
Welaj, Philadelphia	93	15	0	15	17	5	Myatt, Washington	42	13	0	3	7	0
Robertson, Washington	59	17	1	14	19	1	Bridges, Detroit	25	5	0	3	14	2
Denning, Cleveland	37	5	0	13	1	5	Leonard, Washington	31	2	0	3	10	1
Kampouris, Washington	51	30	5	13	25	2	Reynolds, Cleveland	39	5	0	3	14	2
Lazor, Boston	83	21	0	13	25	3	Wolf, Philadelphia	41	4	0	3	17	4
Staller, Philadelphia	21	5	2	12	6	1	Hughson, Boston	35	7	1	3	33	0
Simmons, Boston	40	8	0	12	21	3	O'Neill, Boston	11	1	0	2	4	0
Wynn, Washington	38	1	0	11	11	1	Lucier, Boston	16	1	0	2	3	0
Cuccinello, Chicago	34	13	0	11	13	2	Scarborough, Wash.	24	2	0	2	4	0
Bagby, Cleveland	41	1	0	11	10	1	Milnar, Cleve.-St. L.	22	0	0	2	8	0
Garrison, Boston	36	5	0	11	14	3	Salveson, Cleveland	23	1	0	2	1	0
Culler, Chicago	53	16	1	11	11	4	Russo, New York	24	4	0	2	7	0
T. Turner, Chicago	51	13	0	11	21	7	Zuber, New York	20	4	0	2	14	2
R. Swift, Philadelphia	77	35	0	11	16	10	Metro, Detroit	44	3	0	2	6	1
Barna, Boston	30	15	0	10	24	1	Overmire, Detroit	29	5	0	2	7	1
Radeliff, Detroit	70	13	1	10	3	3	Christopher, Phila.	24	2	0	2	13	1
Miles, Boston	45	3	0	10	3	1	H. White, Detroit	32	7	1	2	18	0
Kreevich, St. Louis	60	26	0	10	13	2	Munierief, St. Louis	35	3	0	2	9	4
Heffner, St. L.-Phila.	70	20	1	10	14	5	Black, Philadelphia	33	2	0	2	16	1
Stainback, New York	71	7	1	10	16	3	Galehouse, St. Louis	31	3	0	2	20	0
Burgo, Philadelphia	17	4	2	9	1	0	Sundra, St. Louis	32	2	0	2	17	0
Skaff, Philadelphia	32	6	0	8	11	0	Bonham, New York	28	4	0	2	15	1
E. Smith, Chicago	25	2	0	8	9	2	Fuchs, St. Louis	13	0	0	1	4	0
Schultz, St. Louis	46	9	0	8	8	4	Ostermueller, St. L.	11	0	0	1	1	0
Solters, Chicago	42	7	0	8	5	6	Poat, Cleveland	17	0	0	1	9	0
Oana, Detroit	20	1	0	7	2	2	Turchin, Cleveland	11	3	0	1	1	1
Grove, Chicago	32	11	1	7	22	0	M. Brown, Boston	49	1	0	1	8	0
Trucks, Detroit	33	2	0	7	4	3	Marion, Washington	14	3	0	1	1	0
Borowy, New York	29	5	0	7	17	3	Caster, St. Louis	35	1	0	1	9	1
McBride, Boston	26	7	0	7	3	6	Maltzberger, Chicago	37	6	0	1	14	1
Chandler, New York	30	1	3	7	22	4	Ryba, Boston	40	4	0	1	7	0
Peacock, Boston	48	10	0	7	9	3	Terry, Boston	30	5	0	1	21	0
Doyle, Boston	13	7	0	6	9	2	Hollingsworth, St. L.	36	2	0	1	5	2
Rullo, Philadelphia	16	8	0	6	7	1	Arntzen, Philadelphia	32	2	0	1	16	1
Dietrich, Chicago	26	5	1	6	22	0	Criscola, St. Louis	29	8	0	1	7	0
Outlaw, Detroit	20	8	0	6	4	1	Niggeling, St. L.-Wash.	26	3	0	1	13	1
Conroy, Boston	39	18	3	6	19	3	Judd, Boston	27	5	0	0	4	0
Trout, Detroit	45	2	0	6	8	1	Kennedy, Cleveland	38	0	0	0	4	2
Woods, Boston	23	0	0	5	4	2	Dobson, Boston	25	2	2	0	21	0
A. Dean, Cleveland	41	6	0	5	2	3	Gorsica, Detroit	36	1	0	0	6	0
Donald, New York	22	0	0	5	7	1	Pyle, Washington	18	1	0	0	3	0
Newhouser, Detroit	37	3	0	5	8	0	Murphy, New York	37	0	0	0	8	0
A. Smith, Cleveland	30	9	0	5	14	1	Henshaw, Detroit	26	0	0	0	2	2
Humphries, Chicago	28	3	0	5	25	0	Ciola, Philadelphia	12	0	0	0	2	0
C. L. Harris, Phila.	32	4	0	5	16	3	Naymick, Cleveland	29	0	0	0	4	0
Seerey, Cleveland	26	4	0	5	19	3	Heving, Cleveland	30	3	0	0	2	1
Flores, Philadelphia	31	3	0	5	8	5	J. Turner, New York	18	0	0	0	2	0
Haynes, Chicago	35	3	0	4	9	2	Byrne, New York	13	2	0	0	3	1
Haefner, Washington	36	5	0	4	9	2	W. Swift, Chicago	18	3	0	0	3	0
L. Ross, Chicago	21	5	0	4	15	1	Karl, Boston	11	0	0	0	1	0
Baker, St. Louis	22	6	0	4	4	1	Fagan, Philadelphia	18	3	0	0	4	1
Harder, Cleveland	19	2	0	4	11	0	Center, Cleveland	24	0	0	0	2	1
H. Newsome, Boston	27	5	0	4	14	2	Orrell, Detroit	10	0	0	0	1	0
Potter, St. Louis	33	4	0	4	2	2	McKain, St. Louis	10	0	0	0	0	0
Candini, Washington	28	0	0	4	14	0							



### MORNING GAME IN LOUISVILLE IN 1896

In 1896, a morning National League game was played in Louisville on Derby Day in order not to conflict with the Derby. The Giants won the pre-luncheon contest, 9 to 3, with Ed Doheny pitching against Chic Fraser.



Looking Toward Bleachers at Comiskey Park

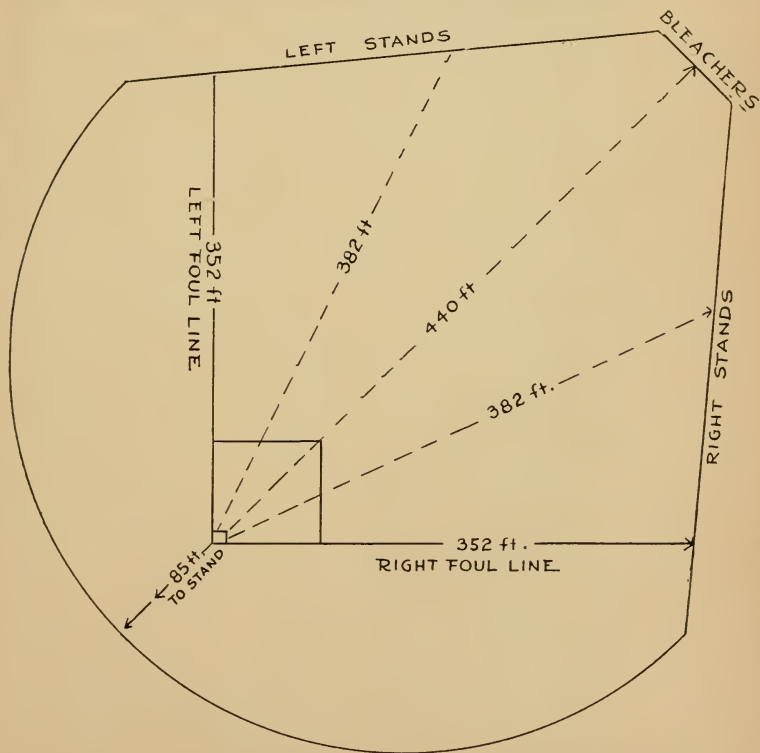


Diagram of Comiskey Park, Where Chicago White Sox Play

## AMERICAN LEAGUE FIELDING AVERAGES

## CLUB FIELDING.

Club.	G.	DP.	TP.	PB.	PO.	A.	E.	TC.	Pct.
Boston .....	155	179	0	11	4279	1891	153	6323	.976
Cleveland .....	153	183	0	3	4219	1833	157	6209	.975
St. Louis .....	153	127	0	7	4154	1671	152	5977	.975
New York .....	155	166	0	11	4246	1756	160	6162	.974
Chicago .....	155	167	0	19	4201	1833	166	6200	.973
Philadelphia .....	155	148	0	19	4182	1741	162	6085	.973
Detroit .....	155	130	0	12	4235	1772	177	6184	.971
Washington .....	153	145	1	17	4164	1776	179	6119	.971
Totals .....	1245	1	99	33680	14273	1306	49259	.973	

## INDIVIDUAL FIELDING RECORDS.

## FIRST BASEMEN.

Player and Club.	Thrs.	G.	PO.	A.	E.	TC.	DP.	Pct.
Christman, St. Louis.....R	20	161	11	0	172	11	1,000	
R. Johnson, Washington.....R	10	69	9	0	78	8	1,000	
Kuhel, Chicago.....L	153	1471	106	8	1585	143	.995	
Rocco, Cleveland.....L	108	1012	61	5	1078	111	.995	
Lupien, Boston.....L	153	1487	118	12	1617	149	.993	
McQuinn, St. Louis.....L	122	1072	86	9	1167	88	.992	
York, Detroit.....R	155	1349	149	15	1513	105	.990	
Siebert, Philadelphia.....L	145	1332	111	15	1458	117	.990	
Vernon, Washington.....L	143	1351	75	14	1440	125	.990	
Etten, New York.....L	154	1410	79	17	1506	148	.989	
Cullenbine, Cleveland.....R	13	131	9	2	142	9	.986	
Chartak, St. Louis.....L	18	161	9	4	174	8	.977	
Skaff, Philadelphia.....R	18	112	12	3	127	12	.976	
Denning, Cleveland.....R	34	326	18	12	356	39	.966	

## Less Than Ten Games.

Player and Club.	Thrs.	G.	PO.	A.	E.	DP.	Pct.
Metkovich, Boston.....L	2	23	3	0	2	1,000	
Butka, Washington.....R	3	17	3	0	1	1,000	
Grimes, New York.....R	1	8	1	0	3	1,000	
Heffner, St. Louis-Philadelphia.....R	2	7	1	0	0	1,000	
Radcliff, Detroit.....L	1	2	2	0	0	1,000	
Hayes, St. Louis.....R	1	0	1	0	0	1,000	
Hanski, Chicago.....L	5	37	3	2	5	.952	
E. Moore, Washington.....L	1	0	0	0	0	.000	

## SECOND BASEMEN.

Player and Club.	Thrs.	G.	PO.	A.	E.	TC.	DP.	Pct.
Doerr, Boston.....R	155	415	490	9	914	132	.990	
Christman, St. Louis.....R	14	29	35	1	65	10	.985	
Heffner, St. Louis-Philadelphia.....R	60	119	144	6	269	31	.978	
Bloodworth, Detroit.....R	129	349	393	21	763	74	.972	
Priddy, Washington.....R	134	364	411	23	798	105	.971	
Suder, Philadelphia.....R	95	231	269	15	515	58	.971	
Gordon, New York.....R	152	407	490	29	926	114	.969	
Kolloway, Chicago.....R	85	246	240	16	502	71	.968	
Mack, Cleveland.....R	153	381	444	28	853	123	.967	
Culler, Chicago.....R	19	36	71	4	111	16	.964	
Rullo, Philadelphia.....R	16	27	51	3	81	10	.963	
Gutteridge, St. Louis.....R	132	328	331	29	688	64	.958	
Kampouris, Washington.....R	10	19	25	2	46	1	.957	
Webb, Chicago.....R	54	118	169	14	301	35	.953	
Myatt, Washington.....R	11	21	32	4	57	4	.930	
Wood, Detroit.....R	22	54	41	11	106	6	.896	

Triple play—Myatt.

## Less Than Ten Games.

Player and Club.	Thrs.	G.	PO.	A.	E.	DP.	Pct.
Stirnweiss, New York.....R	4	14	8	0	5	1,000	
Peters, Cleveland.....R	6	5	6	0	1	1,000	
Clary, Washington-St. Louis.....R	3	8	11	1	1	.950	
Ross, Detroit.....R	7	14	19	4	3	.892	
Hall, Philadelphia.....R	1	2	4	1	2	.857	





DETROIT TIGERS, 1943

Top row—White, Radcliff, Parsons, Hoover, Metro, Orrell, Harris, Newhouser. Middle row—Ross, Bloodworth, Higgins, York, Gorsica, Cramer, Bridges, Henshaw, Nemitz, trainer. Bottom row—Trout, Unser, Trucks, Richards, O'Neill, manager; Vincent, coach; Wakefield, Wood, Overmire.

## THIRD BASEMEN.

Player and Club.	Thrs.	G.	PO.	A.	E.	TC.	DP.	Pct.
L. Newsome, Boston.....	R	15	23	36	0	62	2	1.000
Christman, St. Louis.....	R	37	41	74	1	116	5	.991
Mayo, Philadelphia.....	R	123	176	223	10	409	18	.976
Suder, Philadelphia.....	R	32	33	46	2	81	8	.975
Wood, Detroit.....	R	18	16	23	1	40	0	.975
Keltner, Cleveland.....	R	107	113	228	11	352	24	.969
Cronin, Boston.....	R	10	12	18	1	31	1	.968
W. Johnson, New York.....	R	155	183	326	18	527	32	.966
Cuccinello, Chicago.....	R	30	33	50	3	86	5	.965
Clift, St. Louis-Washington.....	R	112	144	264	21	429	20	.951
Culler, Chicago.....	R	26	31	45	4	80	8	.950
Clary, Washington-St. Louis.....	R	82	96	144	13	253	9	.949
Hodgin, Chicago.....	R	56	34	120	9	163	7	.945
Higgins, Detroit.....	R	138	156	253	26	435	22	.940
Tabor, Boston.....	R	133	135	261	26	422	32	.938
Kampouris, Washington.....	R	33	44	58	7	109	12	.936
Peters, Cleveland.....	R	46	39	76	11	126	9	.913
Grant, Chicago-Cleveland.....	R	56	46	128	20	194	11	.897
Robertson, Washington.....	R	27	27	43	8	78	1	.897
R. Johnson, Washington.....	R	19	27	41	8	76	5	.895

Triple play—Robertson.

## Less Than Ten Games.

Player and Club.	Thrs.	G.	PO.	A.	E.	DP.	Pct.
Turchin, Cleveland.....	R	4	3	5	0	1	1.000
Kell, Philadelphia.....	R	1	1	3	0	0	1.000
Ross, Detroit.....	R	1	1	2	0	0	1.000
Priddy, Washington.....	R	1	3	0	0	0	1.000
Kwietniewski, Chicago.....	R	2	1	1	0	0	1.000
Baker, St. Louis.....	R	1	1	1	0	0	1.000
Hall, Philadelphia.....	R	1	0	1	0	0	1.000
Skaff, Philadelphia.....	R	3	4	8	1	0	.923
Myatt, Washington.....	R	2	4	3	1	0	.875
Roberts, Washington.....	R	1	1	2	1	0	.750

## SHORTSTOPS.

Player and Club.	Thrs.	G.	PO.	A.	E.	TC.	DP.	Pct.
Peters, Cleveland.....	R	14	17	16	0	33	7	1.000
Christman, St. Louis.....	R	24	48	52	1	101	15	.990
Boudreau, Cleveland.....	R	152	328	488	25	841	122	.970
L. Newsome, Boston.....	R	98	222	310	21	553	69	.962
Lake, Boston.....	R	63	128	195	13	336	43	.961
Baker, St. Louis.....	R	10	23	26	2	51	7	.961
Appling, Chicago.....	R	155	300	500	36	836	115	.957
Hall, Philadelphia.....	R	148	298	435	40	773	91	.948
Priddy, Washington.....	R	15	31	40	4	75	6	.947
Sullivan, Washington.....	R	133	276	445	41	762	89	.946
Crosetti, New York.....	R	90	194	260	26	480	58	.946
Ross, Detroit.....	R	18	29	41	4	74	7	.946
Hoover, Detroit.....	R	144	301	393	41	735	84	.944
Stephens, St. Louis.....	R	123	220	339	34	593	51	.943
Stirnweiss, New York.....	R	68	110	192	20	322	50	.938

## Less Than Ten Games.

Player and Club.	Thrs.	G.	PO.	A.	E.	DP.	Pct.
Suder, Philadelphia.....	R	5	8	8	0	2	1.000
Grimes, New York.....	R	3	2	7	0	3	1.000
Culler, Chicago.....	R	3	4	5	0	0	1.000
Robertson, Washington.....	R	1	0	2	0	0	1.000
Myatt, Washington.....	R	2	2	0	0	0	1.000
Clary, Washington-St. Louis.....	R	1	0	1	0	0	1.000
Bagby, Cleveland.....	R	1	0	1	0	0	1.000
Busch, Philadelphia.....	R	4	10	6	1	1	.941
Turchin, Cleveland.....	R	2	2	4	1	0	.857
Roberts, Washington.....	R	6	7	7	4	1	.778
Skaff, Philadelphia.....	R	1	0	0	0	0	.000

## OUTFIELDERS.

Player and Club.	Thrs.	G.	PO.	A.	E.	TC.	DP.	Pct.
Hodgin, Chicago.....	R	42	87	2	0	89	0	1.000
Ripple, Philadelphia.....	R	31	55	0	0	55	0	1.000
Radcliff, Detroit.....	L	19	37	1	0	38	1	1.000
Outlaw, Detroit.....	R	16	32	2	0	34	0	1.000
Stephens, St. Louis.....	R	11	20	3	0	23	0	1.000



Behind the Screen at Briggs Stadium

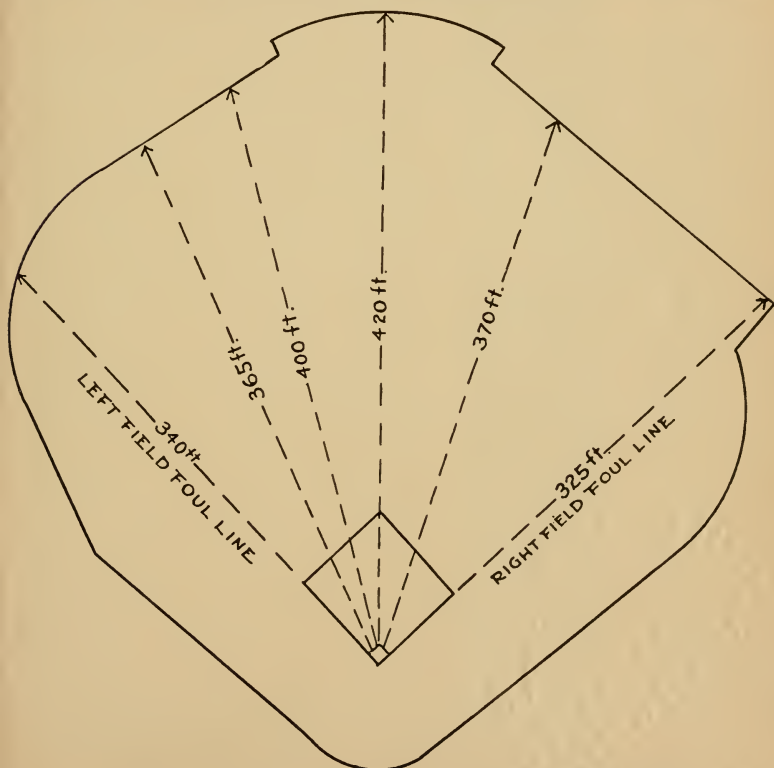


Diagram of Briggs Stadium, Where Detroit Tigers Play

## EXPLANATION OF ABBREVIATION TERMS

CS—Caught Stealing. OR—Opponents' Runs. LB—Left on Base, DP—Double Plays. TC—Total Chances. TP—Triple Plays. PB—Passed Balls. WP—Wild Pitches. BK—Balks. GS—Games Started. CG—Complete Games. GF—Games Finished. Sh.O—Shutouts. GI,DP—Grounded Into Double Plays. SB—Stolen Bases. SH—Sacrifice Hits. Pct.—Percentage. TB—Total Bases. RBI—Runs Batted In. BB—Bases on Balls. SO—Strikeouts. HB—Hit by Pitcher. PO—Putouts. A—Assists. E—Errors. W—Games Won. L—Games Lost. IP—Innings Pitched. ER—Earned Runs. ER.Ave.—Earned Run Average. IG—Incomplete Games. 2B—Two-Base Hits. 3B—Three-Base Hits. HR—Home Runs. R—Runs. H—Hits. AB—At Bat. G—Games Played.

### OUTFIELDERS—Continued.


Player and Club.	Thrs.	G.	PO.	A.	E.	TC.	DP.	Pct.
Byrnes, St. Louis.....	L	114	289	13	1	303	3	.997
R. Johnson, Washington.....	R	88	212	11	1	224	1	.996
Keller, New York.....	R	141	338	8	2	348	0	.994
Kreevich, St. Louis.....	R	51	146	5	1	152	1	.993
Stainback, New York.....	R	61	141	3	1	145	2	.993
Cramer, Detroit.....	R	138	346	9	4	359	3	.989
Tucker, Chicago.....	R	132	399	14	5	418	1	.988
Garrison, Boston.....	R	32	77	2	1	80	0	.988
Valo, Philadelphia.....	R	63	134	4	2	140	0	.986
Simmons, Boston.....	R	33	66	3	1	70	1	.986
Case, Washington.....	R	140	318	8	5	331	2	.985
E. Moore, Washington.....	L	57	125	5	2	132	0	.985
Ross, Detroit.....	R	38	62	3	1	66	0	.985
McBride, Boston.....	R	24	60	2	1	63	1	.984
Spence, Washington.....	L	148	396	12	7	415	1	.983
Edwards, Cleveland.....	L	74	173	4	3	180	0	.983
Weatherly, New York.....	R	68	174	2	3	179	0	.983
Cullenbine, Cleveland.....	R	121	245	14	5	264	6	.981
Moses, Chicago.....	L	148	370	12	8	390	2	.979
Lazor, Boston.....	R	63	135	7	3	145	0	.979
Burgo, Philadelphia.....	R	17	45	2	1	48	1	.979
Culberson, Boston.....	R	79	211	10	5	226	2	.978
Powell, Washington.....	R	33	83	4	2	89	0	.978
Tyack, Philadelphia.....	R	38	82	4	2	88	0	.977
Staller, Philadelphia.....	L	20	42	1	1	44	0	.977
Laabs, St. Louis.....	R	150	346	16	9	371	4	.976
Estalella, Philadelphia.....	R	97	225	5	6	236	1	.975
Seerey, Cleveland.....	R	16	35	3	1	39	0	.974
Curtright, Chicago.....	R	128	301	7	9	317	1	.972
Chartak, St. Louis.....	L	77	160	4	5	169	2	.970
Heath, Cleveland.....	R	111	264	4	9	277	1	.968
Miles, Boston.....	R	25	58	3	2	63	1	.968
J. White, Philadelphia.....	R	133	335	8	12	355	2	.966
Lindell, New York.....	R	122	269	11	10	290	1	.966
Metro, Detroit.....	R	14	28	0	1	29	0	.966
Metheny, New York.....	L	91	156	1	6	163	0	.963
Zarilla, St. Louis.....	R	60	123	5	5	133	2	.962
Fox, Boston.....	R	125	261	10	11	282	2	.961
N. Harris, Detroit.....	L	96	192	6	8	206	2	.961
Hockett, Cleveland.....	R	139	347	13	15	375	3	.960
Welaj, Philadelphia.....	R	72	187	3	8	198	0	.960
Criscola, St. Louis.....	R	13	24	0	1	25	0	.960
Wakefield, Detroit.....	R	155	314	11	14	339	1	.959
Metkovich, Boston.....	L	78	183	6	9	198	3	.955
Solters, Chicago.....	R	21	30	2	2	34	0	.941
Barna, Boston.....	R	29	44	3	3	50	1	.940

Triple play—Spence.

### Less Than Ten Games.

Player and Club.	Thrs.	G.	PO.	A.	E.	DP.	Pct.
Wheaton, Philadelphia.....	L	7	20	1	0	0	1.000
Epps, St. Louis.....	L	8	18	0	0	0	1.000
Mackiewicz, Philadelphia.....	R	3	9	0	0	0	1.000





ST. LOUIS BROWNS, 1943

Top row—Hollingsworth, Ostermueller, Galehouse, Gutteridge, Muncrief, Niggeling, Ferrell, McKain, Caster. Middle row—Kreevich, Kramer, Sundra, Byrnes, Potter, Hayes, Clift, Stephens, Bauman, trainer. Bottom row—Laabs, Zarilla, Schultz, Christman, Taylor, coach; Sewell manager; Hofmann, coach; Baker, Chartak, McQuinn. In front—Scanlon, batboy.

## OUTFIELDERS—Continued.

Less Than Ten Games.

Player and Club.	Thrs.	G.	PO.	A.	E.	DP.	Pct.
Woodling, Cleveland	R	6	8	1	0	0	1.000
Marion, Washington	R	4	7	0	0	0	1.000
Peters, Cleveland	R	2	5	0	0	0	1.000
Kampouris, Washington	R	1	3	0	0	0	1.000
Flick, Philadelphia	L	1	3	0	0	0	1.000
Ortiz, Washington	R	1	3	0	0	0	1.000
Tabor, Boston	R	2	2	0	0	0	1.000
Doljack, Cleveland	R	2	2	0	0	0	1.000

## PITCHERS.

Player and Club.	Thrs.	G.	PO.	A.	E.	TC.	DP.	Pct.
Harder, Cleveland	R	19	6	27	0	33	2	1.000
Black, Philadelphia	R	33	15	41	0	56	3	1.000
Niggeling, St. Louis-Washington	R	26	10	38	0	48	5	1.000
Bridges, Detroit	R	25	18	28	0	46	1	1.000
Candini, Washington	R	28	9	36	0	45	2	1.000
Trucks, Detroit	R	33	16	24	0	40	0	1.000
Gorsica, Detroit	R	35	10	30	0	40	3	1.000
Haefner, Washington	L	36	7	31	0	38	3	1.000
Bonham, New York	R	28	3	26	0	34	1	1.000
Overmire, Detroit	L	29	10	23	0	33	2	1.000
Ross, Chicago	R	21	5	26	0	31	1	1.000
Heving, Cleveland	R	30	8	20	0	28	0	1.000
Maltzberger, Chicago	R	37	5	20	0	25	2	1.000
Salveson, Cleveland	R	23	2	19	0	21	4	1.000
Zuber, New York	R	20	1	18	0	19	1	1.000
Caster, St. Louis	R	35	2	17	0	19	1	1.000
Donald, New York	R	22	3	15	0	18	0	1.000
Milnar, Cleveland-St. Louis	L	19	4	13	0	17	0	1.000
O'Neill, Boston	R	11	3	13	0	16	0	1.000
Newsom, St. Louis-Washington	R	16	3	9	0	12	0	1.000
Poat, Cleveland	R	17	1	8	0	9	1	1.000
Ostermueller, St. Louis	L	11	0	8	0	8	0	1.000
Orrell, Detroit	R	10	2	3	0	5	0	1.000
Christopher, Philadelphia	R	24	11	61	1	73	5	.988
Grove, Chicago	R	32	21	43	1	65	0	.985
Borowy, New York	R	29	12	46	1	59	4	.983
Newhouser, Detroit	L	37	8	49	1	58	1	.983
Dietrich, Chicago	R	26	10	46	1	57	3	.982
H. White, Detroit	R	32	12	38	1	51	2	.980
E. Smith, Chicago	L	25	6	43	1	50	4	.980
Potter, St. Louis	R	33	10	36	1	47	2	.979
Bagby, Cleveland	R	36	21	67	2	90	5	.978
Kennedy, Cleveland	R	28	8	36	1	45	2	.978
Wolff, Philadelphia	R	41	12	30	1	43	0	.977
Carrasquel, Washington	R	39	4	36	1	41	1	.977
Muncrief, St. Louis	R	35	10	28	1	39	2	.974
Hughson, Boston	R	35	10	61	2	73	3	.973
Lucier, Boston	R	16	7	29	1	37	4	.973
H. Newsome, Boston	R	26	8	25	1	34	2	.971
Ryba, Boston	R	40	9	25	1	35	1	.971
Leonard, Washington	R	31	10	55	2	67	5	.970
Dobson, Boston	R	25	9	22	1	32	2	.969
C. Harris, Philadelphia	R	32	9	45	2	56	6	.964
A. Smith, Cleveland	L	29	6	45	2	53	1	.962
Haynes, Chicago	R	35	4	21	1	26	0	.962
Chandler, New York	R	30	10	63	3	76	4	.961
Terry, Boston	R	30	8	37	2	47	0	.957
Henshaw, Detroit	L	26	9	13	1	23	0	.957
Trout, Detroit	R	44	20	67	4	91	1	.956
Flores, Philadelphia	R	31	11	50	3	64	5	.953
Galehouse, St. Louis	R	31	7	33	2	42	0	.952
Reynolds, Cleveland	R	34	5	35	2	42	3	.952
Wynn, Washington	R	37	5	49	3	57	3	.947
Hollingsworth, St. Louis	L	35	7	27	2	36	3	.944
Judd, Boston	L	23	9	41	3	53	4	.943
Karl, Boston	R	11	5	11	1	17	0	.941
Woods, Boston	R	23	9	20	2	31	1	.935
Sundra, St. Louis	R	32	10	47	4	61	2	.934
Humphries, Chicago	R	28	6	36	3	45	1	.933
Russo, New York	L	24	2	24	2	28	3	.929
A. Dean, Cleveland	L	17	2	11	1	14	1	.929



Looking Toward Outfield at Sportsman's Park.

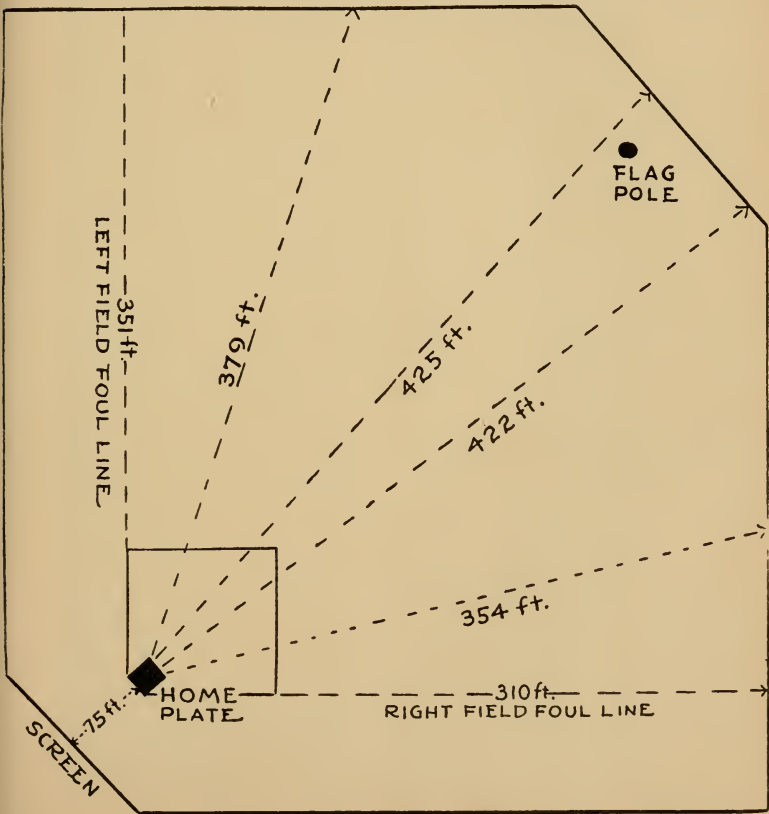


Diagram of Sportsman's Park, St. Louis, Where Cardinals and Browns Play

## PITCHERS—Continued.

Player and Club.	Thrs.	G.	P.O.	A.	E.	TC.	DP.	Pct.
Wade, Chicago	L	21	2	11	1	14	2	.929
Wensloff, New York	R	29	4	46	4	54	2	.926
M. Brown, Boston	R	49	4	20	2	26	3	.923
Fagan, Philadelphia	R	18	2	10	1	13	0	.923
J. Turner, New York	R	18	3	8	1	12	0	.917
Scarborough, Washington	R	24	3	18	2	23	1	.913
Byrne, New York	L	11	2	8	1	11	0	.909
Mertz, Washington	R	33	3	26	3	32	2	.906
Center, Cleveland	R	24	1	8	1	10	0	.900
Arntzen, Philadelphia	R	32	7	19	3	29	4	.897
Pyle, Washington	L	18	3	13	2	18	0	.889
Murphy, New York	R	37	4	12	2	18	1	.889
Lee, Chicago	L	19	3	17	3	23	1	.870
Ciola, Philadelphia	R	12	2	9	2	13	0	.846
Fuchs, St. Louis	R	13	3	7	2	12	0	.833
McKain, St. Louis	L	10	1	4	1	6	0	.833
Naymick, Cleveland	R	29	2	17	4	23	0	.826
Oana, Detroit	R	10	0	6	2	8	2	.750
Swift, Chicago	R	18	1	2	1	4	0	.750


## Less Than Ten Games.

Player and Club.	Thrs.	G.	P.O.	A.	E.	DP.	Pct.
Miller, Washington-St. Louis	R	5	2	7	0	0	1.000
Gentry, Detroit	R	4	1	6	0	0	1.000
Lefebvre, Washington	L	6	1	6	0	1	1.000
Lowry, Philadelphia	R	5	1	5	0	0	1.000
Kuczynski, Philadelphia	R	6	0	5	0	0	1.000
N. Brown, Philadelphia	R	1	1	3	0	0	1.000
Besse, Philadelphia	L	5	0	4	0	0	1.000
Sanford, St. Louis	R	3	0	3	0	0	1.000
Breuer, New York	R	5	0	3	0	0	1.000
Scheetz, Washington	R	6	0	3	0	0	1.000
Klieman, Cleveland	R	1	0	2	6	0	1.000
P. Dean, St. Louis	R	3	0	2	0	0	1.000
Peterson, St. Louis	R	3	0	2	0	0	1.000
Kramer, St. Louis	R	3	1	1	0	0	1.000
Calvert, Cleveland	R	5	0	2	0	0	1.000
Scheib, Philadelphia	R	6	1	1	0	0	1.000
Mains, Philadelphia	R	1	0	1	0	0	1.000
Speer, Chicago	R	1	0	1	0	0	1.000
Curtis, Washington	R	2	1	0	0	0	1.000
Chase, Boston	L	7	0	9	1	0	.900
Bowles, Philadelphia	R	2	2	3	1	2	.833
Abernathy, Philadelphia	L	5	2	3	1	0	.833
Gomez, Washington	L	1	0	4	1	1	.800
Burrows, Philadelphia	L	4	0	2	1	0	.667
Clyde, Philadelphia	R	4	0	1	2	0	.333
Adkins, Washington	R	7	0	0	0	0	.000
Carpenter, Washington	R	4	0	0	0	0	.000
Gromek, Cleveland	R	3	0	0	0	0	.000
Hanski, Chicago	L	1	0	0	0	0	.000
LaMacchia, St. Louis	R	1	0	0	0	0	.000

## CATCHERS.

Player and Club.	Thrs.	G.	P.O.	A.	E.	TC.	DP.	Pct.	PB.
Dickey, New York	R	71	322	37	2	361	5	.994	2
Ferrell, St. Louis	R	70	327	52	5	384	7	.987	2
Richards, Detroit	R	100	537	86	9	632	12	.986	6
Rosar, Cleveland	R	114	480	91	10	581	11	.983	1
Partee, Boston	R	91	349	57	7	413	11	.983	9
Hayes, St. Louis	R	76	301	40	6	347	8	.983	4
Tresh, Chicago	R	85	321	62	7	390	4	.982	7
Desautels, Cleveland	R	66	251	28	5	284	4	.982	2
Unser, Detroit	R	37	143	20	3	166	4	.982	1
Hemsley, New York	R	52	234	31	5	270	3	.981	3
Early, Washington	R	122	443	83	11	537	10	.980	13
Wagner, Philadelphia	R	99	340	56	8	404	3	.980	13
Schultz, St. Louis	R	26	83	9	2	94	1	.979	1
T. Turner, Chicago	R	49	186	34	5	225	5	.978	9
Swift, Philadelphia	R	77	278	53	8	339	9	.976	4
Parsons, Detroit	R	40	167	31	5	203	2	.975	5
Sears, New York	R	50	233	31	7	271	5	.974	6





### BOSTON RED SOX, 1943

Top row—Simmons, Lazor, Peacock, Metkovich, Tabor, Dobson, Culberson. Middle row—Lupien, Hughson, O'Neill, Brown, H. Newsome, Woods, Conroy, Green, trainer. Bottom row—Fox, L. Newsome, Doerr, Woodall, coach; Cronin, manager; Shellenback, coach; Lake, Terry, Partee.

## CATCHERS—Continued.

Name and Club.	Thrs.	G.	PO.	A.	E.	TC.	DP.	Pct.	PB.
Peacock, Boston .....	R	32	121	18	4	143	2	.972	0
Castino, Chicago .....	R	30	90	9	3	102	3	.971	3
Conroy, Boston .....	R	38	135	19	5	159	3	.969	2
Doyle, Boston .....	R	13	46	8	2	56	0	.964	0
Giuliani, Washington .....	R	49	154	24	7	185	1	.962	4

Triple play—Giuliani.

## Less Than Ten Games.

Player and Club.	Thrs.	G.	PO.	A.	E.	DP.	Pct.	PB.
Parisse, Philadelphia .....	R	5	16	7	0	0	1.000	2
Boudreau, Cleveland .....	R	1	3	1	0	0	1.000	0
Padden, Washington .....	R	2	3	1	0	0	1.000	0
Susce, Cleveland .....	R	3	0	2	0	0	1.000	0
McDonnell, Cleveland .....	R	1	1	0	0	0	1.000	0



## STREAK STOPPERS OF 1943

Harry Walker of the Cardinals, after hitting safely in 29 straight games, was stopped by Al Gerheuser of Philadelphia, August 18. During Walker's streak, which began July 21, he made 46 hits for a .407 average.

Guy Curtright of the White Sox, after connecting in 26 straight games, was stopped by Milo Candini and Alex Carrasquel of Washington, July 2. During Curtright's streak, which began June 6, he made 43 hits for a .410 average.

Roger Wolff of the Athletics, after his team had lost 20 straight games, won an 8 to 1 decision over Bill Dietrich of Chicago, August 24 (second game). The White Elephants did all their scoring in the third. Wolff also pitched their last previous victory—August 6, over Russo of New York, 4 to 0.

After the Cubs had lost 11 straight games, Henry Wyse came through with a 6 to 0 win over Harry Gumbert of the Cardinals, September 19.

Fred Fitzsimmons succeeded Bucky Harris as manager of the Phillies on July 28 and that night the Quakers ended the 11-game winning streak of the Cardinals. The score was 6 to 4. The responsible pitchers were Lynwood Rowe for the Phillies and George Munger for the Cardinals.

Bobby Doerr, Red Sox second baseman, after handling 349 chances without an error, went to short center in the eighth in the first game with Chicago on July 23 and dropped Luke Appling's fly. Doerr's streak began May 20.

Two contrasting pitching streaks were intact at the end of the season. Whitlow Wyatt of the Dodgers had won ten in a row and Luman Harris of the Athletics had lost 13 in succession when the campaign closed.




## ST. LOUIS PARK PARADISE FOR HOME RUN HITTERS

Sportsman's Park in St. Louis succeeded Yankee Stadium as the American League home-run paradise in 1943, seeing 98 circuit clouts, as compared with 90 in New York, where the total was 101 in 1942. Griffith Stadium in Washington was the toughest spot again, only 23 round-trippers being made there, one less than in the previous season.

Every club except the Browns and Athletics showed an increase in homers hit at Sportsman's Park, the home team's 47 being 20 less than in 1942.

While there was a net decrease of 60 round-trip blows in the league from the year before—473 to 533—four of the eight clubs showed gains for the season—Chicago making 33 to 25, Cleveland 55 to 50, Detroit adding one to the previous 76 and Washington getting 47 as against 40 in 1942.



Diamond and Stands at Historic Fenway Park

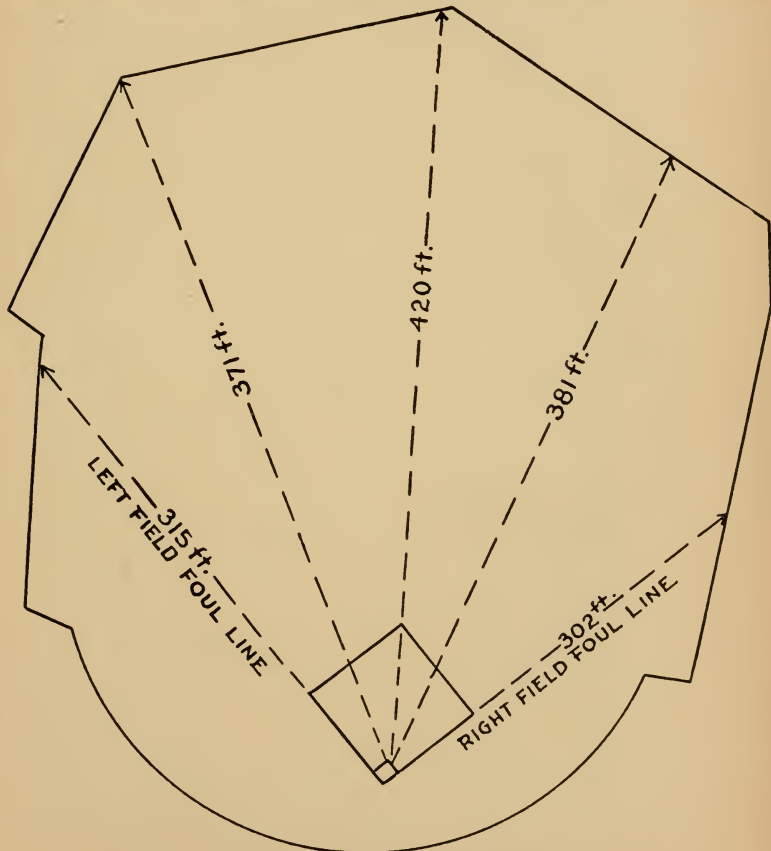



Diagram of Fenway Park, Where Boston Red Sox Play

## AMERICAN LEAGUE PITCHING AVERAGES

Pitchers in 45 or More Innings Rated According to Earned-Run Average Per Nine-Inning Game.

Player and Club.	Thrs.	G.	W.	L.	Pct.	IP.	AB.	H.	R.	ER.	SH.	BB.	SO.	HB.	WT.	ER. Ave.	
Chandler, Spurgeon F., New York.....	R	30	20	4	.833	1	253	918	197	62	46	13	54	4	3	1.64	
Brown, Mace S., Boston.....	R	49	6	6	.500	31	93	320	71	26	22	11	51	0	2	2.13	
Caster, George J., St. Louis.....	R	35	6	8	.429	47	76	280	69	22	18	9	41	1	0	2.13	
Bonham, Ernest E., New York.....	R	28	15	8	.652	8	226	834	197	63	57	15	52	1	0	2.27	
Haefer, Milton A., Washington.....	L	36	11	5	.688	5	165	607	126	56	42	8	60	4	3	2.29	
Naynick, Michael, Cleveland.....	R	29	4	4	.500	31	63	200	32	23	16	13	47	4	0	2.29	
Bridges, Thomas D., Detroit.....	R	25	12	7	.632	11	192	705	159	57	51	8	61	0	3	2.39	
Kennedy, L. Vernon, Cleveland.....	R	28	10	7	.588	22	147	538	130	47	40	4	59	63	2	0	2.45
Mattzberger, Gordon R., Chicago.....	R	37	7	4	.636	10	99	364	86	29	27	6	24	48	2	0	2.45
Trott, Paul H., Detroit.....	R	44	20	12	.625	12	247	904	204	83	68	18	101	11	0	6	2.48
Candini, Milo, Washington.....	R	28	11	7	.611	16	166	604	144	55	46	11	65	67	1	5	2.49
Murphy, John J., New York.....	R	37	12	4	.750	3	68	241	44	22	19	4	30	31	0	2	2.51
Wensloff, Charles W., New York.....	R	29	13	11	.542	27	223	817	179	80	63	17	70	105	1	2	2.54
Smith, Alfred J., Cleveland.....	L	29	17	7	.708	4	208	779	186	74	59	11	72	72	0	0	2.55
Ngigelling, John A., 2d St. L.-6 Wash...R	R	26	10	10	.500	31	201	732	149	67	58	11	74	97	6	4	2.60
Hughson, Cecil C., Boston.....	R	35	12	13	.444	44	266	981	242	87	78	24	73	114	2	0	2.64
Grove, L. Orval, Chicago.....	R	32	15	9	.625	12	216	805	192	84	66	7	72	76	4	3	2.75
Hewing, Joseph W., Cleveland.....	R	30	1	1	.500	31	72	252	58	23	22	8	34	34	2	1	2.75
Galehouse, Dennis W., St. Louis.....	R	31	11	11	.500	31	224	851	217	80	69	21	74	114	1	1	2.77
Dietrich, William J., Chicago.....	R	26	12	10	.545	26	187	711	180	72	58	16	53	52	2	2	2.79
Potter, Nelson T., St. Louis.....	R	33	10	5	.667	6	168	621	146	56	52	12	54	80	3	3	2.79
Muncrief, Robert C., St. Louis.....	R	35	13	12	.520	30	205	739	211	80	64	7	48	80	2	3	2.81
Borowy, Henry L., New York.....	R	29	14	9	.609	19	217	809	195	75	68	13	72	113	2	4	2.82
Scarborough, Rae W., Washington.....R	R	24	4	4	.500	31	86	341	93	42	27	6	46	43	0	5	2.83
Trucks, Virgil O., Detroit.....	R	33	16	10	.615	15	203	755	170	72	64	9	52	118	1	1	2.84
Judd, T. W., Oscar, Boston.....	L	23	11	6	.647	9	155	569	131	58	50	12	69	53	3	7	2.90
Wynn, Early, Washington.....	R	37	18	12	.600	20	257	966	232	97	83	17	83	89	1	2	2.91
Haynes, Joseph W., Chicago.....	R	35	7	2	.778	2	109	434	114	51	36	4	32	37	2	2	2.97
Reynolds, Allie P., Cleveland.....	R	34	11	12	.478	40	199	693	140	72	66	10	109	151	7	4	2.98
Wade, Jacob F., Chicago.....	L	21	3	7	.300	61	84	297	66	34	28	9	54	4	0	3	3.00
Newhouse, Harold, Detroit.....	L	37	8	17	.390	58	196	727	163	88	66	12	111	144	0	3	3.03
Harder, Melvin L., Cleveland.....	R	19	8	7	.533	29	135	496	126	57	46	13	61	40	1	0	3.07
Bagby, James C., Cleveland.....	R	36	17	14	.548	25	273	1034	248	112	94	18	80	70	3	0	3.10
Flores, Jesse S., Philadelphia.....	R	31	12	14	.462	41	231	866	208	88	80	18	70	113	5	2	3.12
Dobson, Joseph G., Boston.....	R	25	7	11	.389	51	164	602	144	63	57	14	57	63	0	4	3.13
Overmitre, Frank, Detroit.....	L	29	7	6	.538	28	147	555	135	56	52	10	38	48	1	3	3.18
Ross, Lee K., Chicago.....	R	21	11	7	.611	16	149	554	140	61	53	15	56	41	2	1	3.20
Sundra, Stephen R., St. Louis.....	R	32	15	11	.577	24	208	738	212	89	75	20	66	44	0	4	3.25
Ryba, Dominic J., Boston.....	R	40	7	5	.583	23	144	541	142	57	52	9	57	50	0	3	3.25
Leonard, Emil J., Washington.....	R	31	11	13	.458	42	220	849	218	96	80	13	46	51	4	6	3.27
Humphries, John W., Chicago.....	R	28	11	11	.500	31	188	740	198	86	69	11	54	51	6	5	3.30
Salveson, John T., Cleveland.....	R	23	5	3	.625	12	86	327	87	36	32	0	26	24	1	1	3.35
Gorsica, John J., Detroit.....	R	35	4	5	.444	44	96	356	88	43	36	8	40	45	2	2	3.38
White, Harold G., Detroit.....	R	32	7	12	.368	54	178	658	150	84	67	8	71	58	1	1	3.39
Christopher, Russell O., Philadelphia...R	R	24	5	8	.385	52	133	496	120	58	51	12	58	56	3	2	3.45





PHILADELPHIA ATHLETICS, 1943

Top row—Estalella, Siebert, Arntzen, Ripple, Tadley, trainer; Mains, Skaff, Christopher, Scheib, Benson, Flores. Middle row—Welaj, Keefe, coach; E. Mack, coach; C. Mack, manager; Blackburne, coach; Harris, Hall, Mayo, Suder. Bottom row—Black, Swift, White, C. Mack III, batboy; Wagner, Brucker, Heffner, Ciola.

Player and Club.	Thrs.	G.	W.	L.	Pct.	IP.	AB.	H.	R.	ER.	SH.	BB.	SO.	HB.	WP.	Av.	ER.	
Terry, Yank, Boston.....	R	30	7	9	.438	164	608	147	70	64	12	63	63	1	4	3.51		
Wolf, Roger F., Philadelphia.....	R	41	10	15	.400	50	221	846	232	97	15	72	91	4	3	3.54		
Smith, Edgar, Chicago.....	R	25	11	11	.500	31	188	710	197	85	20	76	66	5	2	3.69		
Carrasquel, Alejandro, Washington.....	L	39	11	7	.611	16	144	573	160	76	14	54	48	1	2	3.69		
Russo, Marius U., New York.....	L	24	5	10	.333	56	102	379	89	53	42	45	42	2	1	3.71		
Henshaw, Roy, Detroit.....	L	26	0	2	.000	68	171	272	75	35	30	11	33	3	0	3.80		
Zuber, William H., New York.....	R	20	8	4	.667	6	118	427	100	54	51	11	74	0	2	3.89		
Lucier, Louis J., Boston.....	R	16	3	4	.429	47	232	94	35	32	5	33	23	2	0	3.89		
Pyle, Ewald, Washington.....	L	18	4	8	.333	56	73	276	70	38	33	10	25	1	2	4.07		
Lee, Thornton S., Chicago.....	L	19	5	9	.357	55	127	485	129	66	59	11	50	35	4	4.18		
Black, Donald P., Philadelphia.....	R	33	6	16	.273	64	208	781	193	105	97	20	110	65	6	4	4.20	
Harris, C. Luman, Philadelphia.....	R	32	7	21	.250	65	216	865	241	122	101	9	63	55	3	8	4.21	
Hollingsworth, Albert, St. Louis.....	L	35	6	13	.316	59	154	601	169	81	72	15	51	63	2	4	4.21	
Arnitz, Orle E., Philadelphia.....	R	32	4	13	.235	66	164	621	172	85	77	13	69	66	5	2	4.23	
Swift, William, Chicago.....	R	18	0	2	.000	68	51	195	48	25	24	1	27	28	6	1	4.24	
Poat, Raymond W., Cleveland.....	R	17	2	5	.286	62	45	170	44	22	22	4	20	31	0	0	4.40	
Newsome, Heber H., Boston.....	R	25	8	13	.381	53	154	606	166	83	77	10	68	40	5	5	4.50	
Dean, Alfred L., Cleveland.....	L	17	5	5	.500	31	76	295	83	46	38	6	34	29	1	0	4.50	
O'Neill, Emmett, Boston.....	R	11	1	4	.200	67	58	219	56	31	29	6	46	20	1	2	4.50	
Donald, R. Atley, New York.....	R	22	6	4	.600	20	119	485	134	69	61	5	38	57	0	3	4.61	
Mertz, James, Washington.....	R	33	5	7	.417	49	117	434	109	65	60	7	58	53	0	2	4.62	
Woods, George R., Boston.....	R	23	5	6	.455	43	101	384	109	61	55	8	55	32	1	4	4.90	
Newsom, Louis N., 10 St. L.-6 Wash.....	R	16	4	9	.308	60	92	371	107	67	60	6	56	48	3	0	5.87	
Milnar, Albert J., 16 Cleve.-3 St. L.....	L	19	2	5	.286	62	54	220	74	49	44	5	44	19	1	2	7.33	

Ties—Terry, Whitte, Dobson, Flores, Newhouse, Trucks, Dietrich, Galehouse, Hughson, Wensloff, Wensloff, Maltzberger, Brown, 1 each.  
 Balks—Terry, 4; Hollingsworth, Leonard, 2 each; Dobson, Newhouse, Trucks, Galehouse, Mertz, Wensloff, Donald, O'Neill, Carrasquel,  
 Wolf, Christopher, Gorsica, Sundra, Koss, Reynolds, Borowy, Grove, Boham, Caster, Chandler, 1 each.

Pitchers in Less Than 45 Innings Rated According to Percentage of Games Won and Lost.

Player and Club.	Thrs.	G.	W.	L.	Pct.	IP.	AB.	H.	R.	ER.	SH.	BB.	SO.	HB.	WP.
Turner, James R., New York.....	R	18	3	0	1.000	43	169	44	22	17	1	13	15	0	0
Lefebvre, Wilfrid H., Washington.....	R	6	2	0	1.000	32	123	33	18	16	1	16	10	0	0
Peterson, Sidney H., St. Louis.....	R	3	2	0	1.000	10	44	15	3	3	0	3	0	1	1
Byrne, Thomas J., New York.....	L	11	2	1	.667	32	113	28	26	23	6	35	22	3	3
Oana, Henry K., Detroit.....	R	10	3	2	.600	34	130	34	21	17	4	19	15	2	0
Karl, Anton A., Boston.....	R	11	1	1	.500	26	100	31	11	10	4	13	6	0	0
Bowles, Charles J., Philadelphia.....	R	2	1	1	.500	18	66	17	10	6	2	4	6	0	0
Besse, Herman, Philadelphia.....	L	5	1	1	.500	16	61	18	6	6	2	4	3	1	0
McKain, Archie R., St. Louis.....	L	10	1	2	.333	42	144	29	18	13	5	10	10	0	2
Center, M. Earl, Cleveland.....	R	24	1	6	.250	37	145	41	28	26	4	14	9	2	0
Fagan, Everett L., Philadelphia.....	R	18	2	3	.250	44	176	48	33	27	4	22	7	1	0
Cioba, Louis A., Philadelphia.....	R	12	1	3	.250	29	112	30	12	12	0	12	8	2	0
Gentry, Rufus J., Detroit.....	R	4	1	3	.250	27	114	36	25	21	2	30	9	0	3
Chase, Kendall F., Boston.....	L	7	0	4	.000	27	114	36	24	22	21	1	13	10	0
Abernathy, Talmadge L., Philadelphia.....	L	5	0	3	.000	15	68	24	22	21	1	13	10	0	0
Ostermueller, Fred R., St. Louis.....	L	11	0	2	.000	29	112	36	16	16	2	13	4	0	0
Kuczynski, Bernard C., Philadelphia.....	R	6	0	1	.000	25	107	36	15	11	1	9	8	2	3



Triple-Decker Grandstand at Shibe Park

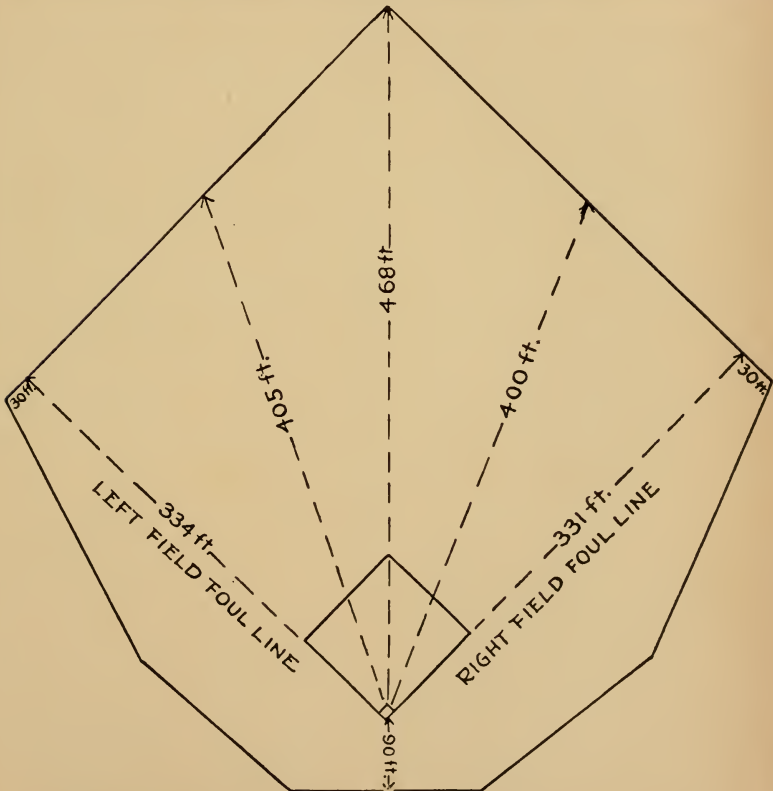


Diagram of Shibe Park, Philadelphia, Where Athletics and Phils Play

Player and Club.	Thrs.	G.	W.	L.	Pct.	IP.	AB.	H.	R.	ER.	SH.	BB.	SO.	HR.	WP.
Schelsb, Carl A., Philadelphia.....		6	0	1	.000	19	78	24	14	13	3	3	3	1	0
Breuer, Marvin H., New York.....		5	0	1	.000	14	63	22	16	13	1	6	6	0	0
Klinean, Edward F., Cleveland.....		1	0	1	.000	9	28	8	1	1	1	5	2	0	0
Mains, James K., Philadelphia.....		1	0	1	.000	8	32	9	5	5	1	3	4	0	0
Burrows, John, Philadelphia.....		4	0	1	.000	8	29	8	7	7	1	9	3	1	0
Gomez, Vernon, Washington.....		1	0	1	.000	5	16	4	4	3	2	5	0	6	0
LaMacchia, Alfred A., St. Louis.....		1	0	1	.000	4	20	9	6	5	2	11	9	1	1
Fuchs, Charles, St. Louis.....		13	0	0	.000	36	143	42	22	16	2	11	9	2	2
Orrell, Forrest G., Detroit.....		10	0	0	.000	19	70	18	9	8	1	11	2	2	1
Lowry, Samuel J., Philadelphia.....		5	0	0	.000	18	67	18	10	10	5	9	3	0	0
Dean, Paul, St. Louis.....		3	0	0	.000	13	54	16	5	5	3	1	1	1	0
Miller, John A., 3 Wash.-2 St. Louis.....		5	0	0	.000	12	50	17	15	15	2	8	4	2	2
Adkins, J. Dewey, Washington.....		7	0	0	.000	10	36	9	3	2	3	0	5	1	0
Sanford, Fred, St. Louis.....		3	0	0	.000	9	32	7	2	2	1	4	2	0	0
Schultz, Owen F., Washington.....		6	0	0	.000	9	42	16	7	7	0	4	5	0	0
Kramer, John H., St. Louis.....		3	0	0	.000	9	37	11	8	8	0	8	4	1	2
Calvert, L. Paul, Cleveland.....		5	0	0	.000	8	30	6	4	4	0	6	2	1	0
Brown, Norman, Philadelphia.....		1	0	0	.000	7	27	5	4	0	0	0	1	0	0
Clyde, Thomas K., Philadelphia.....		4	0	0	.000	6	23	7	8	6	4	4	0	1	0
Curtis, Vernon, Washington.....		2	0	0	.000	4	15	3	3	3	0	6	1	0	1
Gronck, Stephen J., Cleveland.....		3	0	0	.000	4	17	6	4	4	0	4	0	4	0
Carpenter, Lewis E., Washington.....		4	0	0	.000	3	8	1	0	0	0	4	1	1	1
Hanski, Donald T., Chicago.....		1	0	0	.000	1	3	1	0	0	0	1	1	0	0
Speer, Floyd V., Chicago.....		1	0	0	.000	1	3	1	0	0	0	0	1	0	0
Balks—Fuchs, 2; Karl, Fagan, Mains, Y. Dean, 1 each.					.000	1	4	1	1	1	1	2	1	0	0

PITCHERS WITH TWO OR MORE CLUBS DURING THE 1943 SEASON.  
This Table is Arranged With the Pitcher's Record with His First Club on Top.

Player and Club.	G.	W.	L.	Pct.	IP.	AB.	H.	R.	ER.	SH.	BB.	SO.	HR.	WP.	ER. Ave.	
Niggeling, St. Louis.....	20	6	8	.429	150	555	122	61	53	10	57	73	6	3	0	3.18
Niggeling, Washington.....	6	4	2	.667	51	177	27	6	5	1	17	24	0	1	0	0.88
Newsom, St. Louis.....	10	1	6	.143	52	217	69	45	43	4	35	37	1	0	0	7.44
Newsom, Washington.....	6	3	3	.500	40	154	38	22	17	2	11	2	2	0	0	3.83
Milnar, Cleveland.....	16	1	3	.250	39	155	51	38	35	3	35	12	1	2	0	8.08
Milnar, St. Louis.....	3	1	2	.333	15	65	23	11	9	2	9	7	0	0	0	5.40
Miller, Washington.....	3	0	0	.000	6	27	10	7	7	1	5	1	0	2	0	10.50
Miller, St. Louis.....	2	0	0	.000	6	23	7	8	8	1	1	3	2	0	0	12.00

Club.	IP.	AB.	H.	R.	ER.	SH.	BB.	SO.	HR.	WP.	Bk.	CG.	Ave.
New York.....	1415	5255	1229	542	460	89	489	653	13	20	5	83	2.93
Detroit.....	1412	5240	1236	560	471	91	549	706	14	20	3	67	3.00
Cleveland.....	1406	5158	1234	577	492	96	606	585	22	32	4	64	3.15
Washington.....	1388	5248	1293	595	491	93	540	495	15	16	2	70	3.18
Chicago.....	1400	5302	1352	594	498	100	501	476	37	16	8	64	3.20
St. Louis.....	1355	5318	1397	604	525	107	488	572	22	25	7	62	3.45
Boston.....	1426	5336	1369	607	547	117	615	513	15	34	4	73	4.05
Philadelphia.....	1394	5354	1421	617	627	113	536	503	35	24	4	73	4.05
Totals.....	11236	42211	10521	4796	4111	806	4324	4503	173	181	34	544	3.30

CLUB PITCHING RECORDS.



**ADDITIONAL AMERICAN LEAGUE PITCHING RECORDS**

Rated According to Highest Number of Complete Games Pitched.

Player and Club.	Ex.	In.	Sh.	O.	0H.	1H.	2H.	3H.	4H.	GS.	TO.	Fln.	*IG.	CG.
Chandler, New York.....	3	5	0	1	0	0	2	0	1	30	10	0	0	20
Hughson, Boston.....	5	4	0	0	1	0	0	2	3	32	12	3	0	20
Grove, Chicago.....	0	3	0	1	0	1	1	1	25	7	5	2	0	18
Wensloff, New York.....	4	1	0	0	0	0	0	3	27	9	1	1	0	18
Trout, Detroit.....	1	5	0	0	1	0	0	0	30	12	14	0	0	18
Benham, New York.....	3	4	0	0	0	0	0	4	26	9	1	1	0	17
Bagby, Cleveland.....	6	3	0	0	1	1	1	1	33	17	2	1	0	16
C. L. Harris, Philadelphia.....	3	1	0	0	0	0	1	3	27	12	3	2	0	15
Leonard, Washington.....	2	2	0	0	0	0	0	4	30	15	1	0	0	15
E. Smith, Chicago.....	2	2	0	0	0	0	0	2	25	11	0	0	0	14
A. Smith, Cleveland.....	0	3	0	0	2	0	2	2	27	13	2	0	0	14
Borowy, New York.....	2	3	0	0	0	0	0	1	27	13	1	1	0	14
Galehouse, St. Louis.....	2	2	0	0	0	0	0	2	28	14	3	0	0	14
Wolff, Philadelphia.....	1	2	0	0	0	0	0	0	26	13	14	1	0	13
Flores, Philadelphia.....	2	0	0	0	0	1	0	0	27	14	4	0	0	13
Sundra, St. Louis.....	1	3	0	1	0	0	0	2	29	16	3	0	0	13
Dietrich, Chicago.....	2	2	0	0	0	0	0	1	26	14	0	0	0	12
Black, Philadelphia.....	2	1	0	1	0	0	0	2	26	14	4	3	0	12
Niggeling, St. Louis-Washington.....	2	3	0	0	3	3	1	1	26	14	0	0	0	12
Muncrief, St. Louis.....	2	3	0	0	1	1	1	1	27	15	5	3	0	12
Wynn, Washington.....	3	3	0	0	0	1	2	33	21	4	0	0	0	12
Reynolds, Cleveland.....	1	3	0	0	1	2	0	21	10	9	4	0	0	11
Bridges, Detroit.....	1	3	0	0	0	1	3	22	11	3	0	0	0	11
Newhouser, Detroit.....	2	1	0	0	1	0	1	25	15	9	3	0	0	10
Trucks, Detroit.....	0	2	0	0	0	1	3	25	15	6	2	0	0	10
Arntzen, Philadelphia.....	0	0	0	0	0	0	0	0	20	11	7	5	0	9
Dobson, Boston.....	3	3	0	0	1	0	0	0	20	11	3	2	0	9
Hollingsworth, St. Louis.....	2	1	0	0	0	0	1	20	11	13	2	0	0	9
Haefner, Washington.....	0	1	0	0	1	0	1	13	5	17	6	0	0	8
Potter, St. Louis.....	1	0	0	0	0	0	0	13	5	13	7	0	0	8
Kennedy, Cleveland.....	0	1	0	0	0	0	0	1	17	9	9	2	0	8
Overmire, Detroit.....	1	3	0	0	0	0	0	1	18	10	7	4	0	8
Judd, Boston.....	1	1	0	0	0	2	0	20	12	2	1	0	0	8
Candini, Washington.....	1	3	0	0	0	1	1	21	13	5	2	0	0	8
H. Newsome, Boston.....	1	2	0	0	1	0	1	22	14	1	2	0	0	8
Humphries, Chicago.....	4	2	0	0	0	1	0	27	19	1	0	0	0	8
Zuber, New York.....	1	0	0	0	1	1	1	13	6	2	5	0	0	7
Lee, Chicago.....	0	1	0	0	0	0	1	0	19	12	0	0	0	7
Ross, Chicago.....	1	1	0	1	0	0	0	0	21	14	0	0	0	7
Terry, Boston.....	1	0	0	0	0	0	2	22	15	6	2	0	0	7
H. White, Detroit.....	2	2	0	0	0	1	3	24	17	4	4	0	0	7
Harder, Cleveland.....	0	1	0	0	0	0	1	18	12	0	1	0	0	6
Russo, New York.....	0	1	0	0	2	0	1	14	9	6	4	0	0	5
Christopher, Philadelphia.....	0	0	0	0	0	0	1	15	10	8	1	0	0	5
Ryba, Boston.....	1	1	0	0	0	0	1	8	4	17	15	4	0	4
Salveson, Cleveland.....	0	3	0	0	1	0	2	11	7	5	7	0	0	4
Carrasquel, Washington.....	0	1	0	0	1	0	1	13	9	22	4	0	0	4
A. Dean, Cleveland.....	0	0	0	0	0	0	0	9	6	3	5	0	0	3
Lucier, Boston.....	1	0	0	0	0	0	0	9	6	3	4	0	0	3
Wade, Chicago.....	0	1	0	0	0	0	1	9	6	11	1	0	0	3
Bowles, Philadelphia.....	0	0	0	0	0	0	0	2	0	0	0	0	0	2
Ciola, Philadelphia.....	0	0	0	0	0	0	0	3	1	7	2	0	0	2
Gentry, Detroit.....	0	0	0	0	0	0	0	4	2	0	0	0	0	2
Scarborough, Washington.....	0	0	0	0	0	0	0	6	4	11	7	0	0	2
Mertz, Washington.....	1	0	0	0	0	0	0	10	8	12	11	0	0	2
Pyle, Washington.....	1	1	0	0	0	0	0	11	9	3	4	0	0	2
Woods, Boston.....	0	0	0	0	0	0	0	12	10	7	4	0	0	2
Newsom, St. Louis-Washington.....	0	0	0	0	0	0	0	15	13	1	0	0	0	2
Donald, New York.....	1	0	0	0	0	0	0	15	13	5	2	0	0	2
Mains, Philadelphia.....	0	0	0	0	0	0	0	1	0	0	0	0	0	1
Klieman, Cleveland.....	1	0	0	0	0	0	0	1	0	0	0	0	0	1
Haynes, Chicago.....	0	0	0	0	0	0	0	2	1	26	7	0	0	1
Abernathy, Philadelphia.....	0	0	0	0	0	0	0	2	1	2	1	0	0	1
Lefebvre, Washington.....	0	0	0	0	0	0	0	3	2	3	0	0	0	1
Gorsica, Detroit.....	0	0	0	0	0	0	0	3	3	18	13	0	0	1
Poat, Cleveland.....	0	0	0	0	0	0	0	4	3	4	9	0	0	1
O'Neill, Boston.....	1	0	0	0	0	0	0	5	4	4	2	0	0	1
Milnar, Cleveland-St. Louis.....	0	0	0	0	0	0	0	8	7	9	2	0	0	1

\*Games not finished as relief pitcher.

## RECORDS OF PITCHERS WHO DID NOT PITCH A COMPLETE GAME

Rated According to Most Games Started and Taken Out.

Player and Club.	GS.	Fln.	*IG.	Player and Club.	GS.	Fln.	*IG.
Chase, Boston	5	1	1	Orrell, Detroit	0	8	2
Naymick, Cleveland	4	13	12	Oana, Detroit	0	7	3
Henshaw, Detroit	3	12	11	Lowry, Philadelphia	0	5	0
Ostermueller, St. Louis	3	5	3	McKain, St. Louis	0	5	5
Fagan, Philadelphia	2	10	6	Scheib, Philadelphia	0	5	1
Byrne, New York	2	8	1	Karl, Boston	0	5	6
Hering, Cleveland	1	18	11	Fuchs, St. Louis	0	5	8
Center, Cleveland	1	11	12	Adkins, Washington	0	5	2
W. Swift, Chicago	1	7	10	Miller, Washington-St. Louis	0	3	2
Kuczynski, Philadelphia	1	5	0	Scheetz, Washington	0	3	3
Breuer, New York	1	4	0	Gromek, Cleveland	0	3	0
Besse, Philadelphia	1	4	0	Kramer, St. Louis	0	2	1
Burrows, Philadelphia	1	3	0	Calvert, Cleveland	0	2	3
Gomez, Washington	1	0	0	Carpenter, Washington	0	2	2
P. Dean, St. Louis	1	0	2	Curtis, Washington	0	2	0
N. Brown, Philadelphia	1	0	0	Clyde, Philadelphia	0	1	3
LaMacchia, St. Louis	1	0	0	Speer, Chicago	0	1	0
M. Brown, Boston	0	41	8	Hanski, Chicago	0	1	0
Maltzberger, Chicago	0	33	4	Sanford, St. Louis	0	0	3
Caster, St. Louis	0	32	3	Peterson, St. Louis	0	0	3
Murphy, New York	0	32	5				
J. Turner, New York	0	12	6				

\*Games not finished as relief pitcher.



## DUAL EARNED-RUN LEADERS FROM SAME CLUB

Eleven times in modern major league history, one club has possessed the first and second pitchers in earned-run efficiency—on nine occasions in the National and twice in the American. The Cubs and Cardinals, during two successive years, had the blue and red ribbon performers—Chicago in 1918 and 1919 and St. Louis in 1942 and 1943. The Reds, in 1923 and 1925, had the first and second men, and they were the same both years—Luque and Rixey.

The lowest total of earned-run averages for two leaders from one club was hung up by Leonard and Foster of the Red Sox in 1914—1.33.

The dual pace-setters:

1912—Giants—Tesreau and Mathewson, 1.96 and 2.12.

1914—Red Sox—Leonard and Foster, 1.01 and 1.65.

1918—Cubs—Vaughn and Tyler, 1.74 and 2.01.

1919—Cubs—Alexander and Vaughn, 1.72 and 1.79.

1923—Reds—Luque and Rixey, 1.93 and 2.80.

1925—Reds—Luque and Rixey, 2.63 and 2.89.

1927—Yankees—Moore and Hoyt, 2.28 and 2.64.

1931—Giants—Walker and Hubbell, 2.26 and 2.65.

1935—Pirates—Blanton and Swift, 2.59 and 2.69.

1942—Cardinals—Cooper and Beazley, 1.77 and 2.13.

1943—Cardinals—Pollet and Lanier, 1.75 and 1.90.



## FREAK THREE-HIT AND FOUR-HIT GAMES

Leon Viau of Cincinnati, then in the American Association, allowed Baltimore three hits on August 15, 1888, and all were triples, Bill Shindle getting one in the eighth and Elmore Cunningham and Mike Griffin in the ninth. The Red righthander won, 7 to 3.

Rube Waddell of the Athletics pitched a four-hitter against Clark Griffith's New York team at the old Hilltop Park, August 1, 1903, and Norman (Kid) Elberfeld made all four hits—all being singles. Waddell lost to Jack Chesbro, 3 to 2.

# How Clubs Finished Each Year

1901 to 1943, Inclusive

## AMERICAN LEAGUE

Year.	N. Y.	Phil.	Bos.	Det.	Chi.	Wash.	Cleve.	St. L.
1901.....	....	4	2	3	1	6	7	....
1902.....	....	1	3	7	4	6	5	2
1903.....	4	2	1	5	7	8	3	6
1904.....	2	5	1	7	3	8	4	6
1905.....	6	1	4	3	2	7	5	8
1906.....	2	4	8	6	1	7	3	5
1907.....	5	2	7	1	3	8	4	6
1908.....	8	6	5	1	3	7	2	4
1909.....	5	2	3	1	4	8	6	7
1910.....	2	1	4	3	6	7	5	8
1911.....	6	1	5	2	4	7	3	8
1912.....	8	3	1	6	4	2	5	7
1913.....	7	1	4	6	5	2	3	8
1914.....	*6	1	2	4	*6	3	8	5
1915.....	5	8	1	2	3	4	7	6
1916.....	4	8	1	3	2	7	6	5
1917.....	6	8	2	4	1	5	3	7
1918.....	4	8	1	7	6	3	2	5
1919.....	3	8	6	4	1	7	2	5
1920.....	3	8	5	7	2	6	1	4
1921.....	1	8	5	6	7	4	2	3
1922.....	1	7	8	3	5	6	4	2
1923.....	1	6	8	2	7	4	3	5
1924.....	2	5	7	3	8	1	6	4
1925.....	7	2	8	4	5	1	6	3
1926.....	1	3	8	6	5	4	2	7
1927.....	1	2	8	4	5	3	6	7
1928.....	1	2	8	6	5	4	7	3
1929.....	2	1	8	6	7	5	3	4
1930.....	3	1	8	5	7	2	4	6
1931.....	2	1	6	7	8	3	4	5
1932.....	1	2	8	5	7	3	4	6
1933.....	2	3	7	5	6	1	4	8
1934.....	2	5	4	1	8	7	3	6
1935.....	2	8	4	1	5	6	3	7
1936.....	1	8	6	2	3	4	5	7
1937.....	1	7	5	2	3	6	4	8
1938.....	1	8	2	4	6	5	3	7
1939.....	1	7	2	5	4	6	3	8
1940.....	3	8	*4	1	*4	7	2	6
1941.....	1	8	2	*4	3	*6	*4	*6
1942.....	1	8	2	5	6	7	4	3
1943.....	1	8	7	5	4	2	3	6

In 1901, Baltimore, fifth; Milwaukee, eighth.

In 1902, Baltimore, eighth.

\*Tie.

# 1943 American League Pitching Record

## BOSTON—68-84

Pitcher.	Chi.	Cleve.	Det.	N. Y.	Phila.	St. L.	Wash.	Totals
	W-L	W-L	W-L	W-L	W-L	W-L	W-L	W-L
Hughson	1-3	1-2	0-1	3-2	2-0	2-4	3-3	12-15
Dobson	1-0	1-2	0-2	0-3	1-1	1-3	3-0	7-11
M. Brown	0-1	2-0	0-0	0-3	2-2	2-0	0-0	6-6
Judd	1-1	2-1	2-1	0-2	2-1	2-0	2-0	11-6
H. Newsome	0-4	3-0	3-2	1-1	1-3	0-0	0-3	8-13
Lucier	1-2	0-0	2-0	0-0	0-0	0-0	0-2	3-4
Terry	2-1	0-1	2-3	0-1	2-0	1-1	0-2	7-9
Ryba	0-1	2-1	0-0	1-1	0-1	3-0	1-1	7-5
O'Neill	1-1	0-2	0-0	0-1	0-0	0-0	0-0	1-4
Karl	0-0	0-0	0-0	0-1	1-0	0-0	0-0	1-1
Chase	0-0	0-1	0-0	0-1	0-1	0-0	0-1	0-4
Woods	1-0	1-0	2-2	0-1	0-2	0-1	1-0	5-6
<b>Totals</b>	<b>8-14</b>	<b>12-10</b>	<b>11-11</b>	<b>5-17</b>	<b>11-11</b>	<b>11-9</b>	<b>10-12</b>	<b>68-84</b>

## CHICAGO—82-72

Pitcher.	Bos.	Cleve.	Det.	N. Y.	Phila.	St. L.	Wash.	Totals
	W-L	W-L	W-L	W-L	W-L	W-L	W-L	W-L
Dietrich	2-1	1-3	3-1	2-2	1-1	1-1	2-1	12-10
E. Smith	1-1	1-3	0-4	2-0	2-1	2-1	3-1	11-11
Lee	2-0	1-1	0-3	0-2	1-0	0-2	1-1	5-9
Haynes	3-2	1-0	0-0	0-0	2-0	1-0	0-0	7-2
Maltzberger	0-0	1-1	1-0	1-1	1-0	1-1	2-1	7-4
Humphries	2-1	0-3	3-1	1-1	1-1	2-2	2-2	11-11
Ross	2-0	1-0	0-2	1-2	4-1	1-1	2-1	11-7
Wade	0-2	0-2	0-0	1-2	2-0	0-1	0-0	3-7
Grove	2-1	1-2	2-2	2-2	4-0	2-1	2-1	15-9
Swift	0-0	0-0	0-0	0-0	0-0	0-2	0-0	0-2
<b>Totals</b>	<b>14-8</b>	<b>7-15</b>	<b>9-13</b>	<b>10-12</b>	<b>18-4</b>	<b>10-12</b>	<b>14-8</b>	<b>82-72</b>

## CLEVELAND—82-71

Pitcher.	Bos.	Chi.	Det.	N. Y.	Phila.	St. L.	Wash.	Totals
	W-L	W-L	W-L	W-L	W-L	W-L	W-L	W-L
Bagby	2-1	2-0	4-1	1-3	3-2	4-3	1-4	17-14
Harder	0-3	2-1	2-1	2-0	2-0	0-2	0-0	8-7
Kennedy	2-1	1-1	3-0	0-2	0-1	2-0	2-2	10-7
Naymick	0-3	0-0	2-1	1-0	0-0	1-0	0-0	4-4
A. Smith	1-1	5-0	2-0	3-2	5-0	0-4	1-0	17-7
Dean	0-0	1-2	0-0	1-1	1-2	1-0	1-0	5-5
Reynolds	2-1	2-2	1-2	1-4	2-0	1-2	2-1	11-12
Milnar	0-0	0-0	1-0	0-0	0-1	0-2	0-0	1-3
Poat	1-1	1-0	0-0	0-0	0-0	0-0	0-4	2-5
Heving	0-0	0-0	0-1	0-0	1-0	0-0	0-0	1-1
Killeman	0-1	0-0	0-0	0-0	0-0	0-0	0-0	0-1
Salveson	2-0	1-0	0-1	0-1	2-0	0-0	0-1	5-3
Center	0-0	0-1	0-0	0-0	6-0	0-0	1-1	1-2
<b>Totals</b>	<b>10-12</b>	<b>15-7</b>	<b>15-7</b>	<b>9-13</b>	<b>16-6</b>	<b>9-13</b>	<b>8-13</b>	<b>82-71</b>

## DETROIT—78-76

Pitcher.	Bos.	Chi.	Cleve.	N. Y.	Phila.	St. L.	Wash.	Totals
	W-L	W-L	W-L	W-L	W-L	W-L	W-L	W-L
Bridges	3-1	3-0	0-3	1-1	2-1	2-1	1-0	12-7
Trucks	2-2	3-1	2-2	3-2	1-1	3-1	2-1	16-10
White	1-1	2-2	1-2	0-2	1-1	1-2	1-2	7-12
Trout	2-2	3-3	1-2	2-2	6-0	2-2	4-1	20-12
Overmire	1-1	0-0	1-0	1-1	2-1	1-1	1-2	7-6
Newhouser	1-2	0-3	1-3	2-2	1-1	2-3	1-3	8-17
Oana	1-0	0-0	0-1	1-0	0-1	0-0	1-0	3-2
Gentry	0-0	1-0	0-1	0-1	0-1	0-0	0-0	1-3
Gorsica	0-1	1-0	1-1	0-1	0-2	0-0	2-0	4-5
Henshaw	0-1	0-0	0-0	0-0	0-0	0-1	0-0	0-2
<b>Totals</b>	<b>11-11</b>	<b>13-9</b>	<b>7-15</b>	<b>10-12</b>	<b>13-9</b>	<b>11-11</b>	<b>13-9</b>	<b>78-76</b>

**NEW YORK—98-56**

Pitcher.	Bos.	Chi.	Cleve.	Det.	Phila.	St. L.	Wash.	Totals
	W-L	W-L	W-L	W-L	W-L	W-L	W-L	W-L
Chandler	4-0	2-0	1-2	3-0	4-0	3-0	3-2	20-4
Murphy	6-0	0-1	2-0	0-2	1-0	2-1	1-0	12-4
Borowy	2-1	2-2	3-1	3-1	1-1	2-1	1-2	14-9
Russo	0-1	0-3	1-2	1-1	2-2	1-1	0-0	5-10
Bonham	3-1	2-2	4-1	1-2	1-0	2-0	2-2	15-8
Wensloff	1-0	4-1	1-1	1-3	3-0	2-2	1-4	13-11
Donald	1-1	0-0	1-0	1-1	1-2	1-0	1-0	6-4
Zuber	0-1	2-1	0-1	2-0	1-1	2-0	1-0	8-4
Turner	0-0	0-0	0-0	0-0	2-0	1-0	0-0	3-0
Byrne	0-0	0-0	0-0	0-0	0-0	1-0	1-1	2-1
Breuer	0-0	0-0	0-1	0-0	0-0	0-0	0-0	0-1
<b>Totals</b>	<b>17-5</b>	<b>12-10</b>	<b>13-9</b>	<b>12-10</b>	<b>16-6</b>	<b>17-5</b>	<b>11-11</b>	<b>98-56</b>

**PHILADELPHIA—49-105**

Pitcher.	Bos.	Chi.	Cleve.	Det.	N. Y.	St. L.	Wash.	Totals
	W-L	W-L	W-L	W-L	W-L	W-L	W-L	W-L
Christopher	2-2	1-2	0-0	0-1	1-1	1-0	0-2	5-8
Flores	3-2	0-2	1-3	3-3	1-1	2-0	2-3	12-14
Wolf	2-2	3-1	0-1	1-4	3-2	0-1	1-4	10-15
Harris	2-2	0-4	1-0	3-3	0-4	0-4	1-4	7-21
Black	1-1	0-2	2-3	1-1	0-5	2-3	0-1	6-16
Arntzen	1-1	0-1	1-4	0-1	0-2	1-3	1-1	4-13
Fagan	0-1	0-1	1-1	0-0	1-0	0-2	0-1	2-6
Abernathy	0-0	0-1	0-1	0-0	0-0	0-1	0-0	0-3
Bowles	0-0	0-0	0-1	0-0	0-0	1-0	0-0	1-1
Burrows	0-0	0-0	0-0	0-0	0-0	0-0	0-1	0-1
Mains	0-0	0-1	0-0	0-0	0-0	0-0	0-0	0-1
Kuczynski	0-0	0-1	0-0	0-0	0-0	0-0	0-0	0-1
Scheib	0-0	0-0	0-1	0-0	0-0	0-0	0-0	0-1
Besse	0-0	0-0	0-0	1-0	0-1	0-0	0-0	1-1
Ciola	0-0	0-2	0-1	0-0	0-0	1-0	0-0	1-3
<b>Totals</b>	<b>11-11</b>	<b>4-18</b>	<b>6-16</b>	<b>9-13</b>	<b>6-16</b>	<b>8-14</b>	<b>5-17</b>	<b>49-105</b>

**ST. LOUIS—72-80**

Pitcher.	Bos.	Chi.	Cleve.	Det.	N. Y.	Phila.	Wash.	Totals
	W-L	W-L	W-L	W-L	W-L	W-L	W-L	W-L
Hollingsworth	1-1	2-2	1-0	0-3	0-2	0-2	2-3	6-13
Galehouse	0-2	2-2	1-2	4-1	1-3	2-0	1-1	11-11
Niggeling	1-1	1-0	1-2	1-0	1-2	1-1	0-2	6-8
Sundra	1-3	3-1	4-0	1-3	2-1	3-1	1-2	15-11
Caster	1-1	1-2	1-1	0-1	1-2	2-0	0-1	6-8
Muncrief	2-1	2-2	3-0	2-1	0-4	3-1	1-3	13-12
Potter	2-0	1-1	1-0	3-2	0-1	1-0	2-1	10-5
Ostermueller	0-0	0-0	0-1	0-0	0-0	0-1	0-0	0-2
LaMacchia	0-0	0-0	0-0	0-0	0-0	0-1	0-0	0-1
Peterson	1-0	0-0	1-0	0-0	0-0	0-0	0-0	2-0
Milnar	0-0	0-0	0-1	0-0	0-0	0-1	1-0	1-2
McKain	0-0	0-0	0-0	0-0	0-1	1-0	0-0	1-1
Newsom	0-2	0-0	0-2	0-0	0-1	1-0	0-1	1-6
<b>Totals</b>	<b>9-11</b>	<b>12-10</b>	<b>13-9</b>	<b>11-11</b>	<b>5-17</b>	<b>14-8</b>	<b>8-14</b>	<b>72-80</b>

**WASHINGTON—84-69**

Pitcher.	Bos.	Chi.	Cleve.	Det.	N. Y.	Phila.	St. L.	Totals
	W-L	W-L	W-L	W-L	W-L	W-L	W-L	W-L
Carrasquel	2-1	2-1	1-1	0-1	0-1	5-0	1-2	11-7
Haefner	0-0	2-1	1-1	1-1	2-2	2-0	3-0	11-5
Leonard	2-1	1-4	1-1	0-4	3-1	2-2	2-0	11-13
Wynn	2-2	2-3	2-2	4-2	2-2	2-0	4-1	18-12
Candini	3-3	1-0	1-2	3-0	1-0	1-0	1-2	11-7
Scarborough	1-0	0-1	2-0	0-2	0-0	0-1	1-0	4-4
Pyle	0-0	0-2	1-1	1-0	1-3	1-2	0-0	4-8
Newsom	0-0	0-1	0-0	0-1	2-0	1-0	0-1	3-3
Lefebvre	0-0	0-0	1-0	0-0	0-0	1-0	0-0	2-0
Mertz	1-3	0-0	2-0	0-2	0-1	1-0	1-1	5-7
Niggeling	1-0	0-0	1-0	0-0	0-1	1-0	1-1	4-2
Gomez	0-0	0-1	0-0	0-0	0-0	0-0	0-0	0-1
<b>Totals</b>	<b>12-10</b>	<b>8-14</b>	<b>13-8</b>	<b>9-13</b>	<b>11-11</b>	<b>17-5</b>	<b>14-8</b>	<b>84-69</b>



## AMERICAN LEAGUE PENNANT WINNERS

1901 TO 1943, INCLUSIVE

Year.	Club.	Manager.	Won.	Lost.	Pct.
1901—	Chicago.....	Clark Griffith .....	83	53	.610
1902—	Philadelphia.....	Connie Mack .....	83	53	.610
1903—	Boston.....	James Collins .....	91	47	.659
1904—	Boston.....	James Collins .....	95	59	.617
1905—	Philadelphia.....	Connie Mack .....	92	56	.622
1906—	Chicago.....	Fielder Jones .....	93	58	.616
1907—	Detroit.....	Hugh Jennings .....	92	58	.613
1908—	Detroit.....	Hugh Jennings .....	90	63	.588
1909—	Detroit.....	Hugh Jennings .....	98	54	.645
1910—	Philadelphia.....	Connie Mack .....	102	48	.680
1911—	Philadelphia.....	Connie Mack .....	101	50	.669
1912—	Boston.....	Garland Stahl .....	105	47	.691
1913—	Philadelphia.....	Connie Mack .....	96	57	.627
1914—	Philadelphia.....	Connie Mack .....	99	53	.651
1915—	Boston.....	William Carrigan .....	101	50	.669
1916—	Boston.....	William Carrigan .....	91	63	.591
1917—	Chicago.....	Clarence Rowland .....	100	54	.649
1918—	Boston.....	Edward Barrow .....	75	51	.595
1919—	Chicago.....	William Gleason .....	88	52	.629
1920—	Cleveland.....	Tris Speaker .....	98	56	.636
1921—	New York.....	Miller Huggins .....	98	55	.641
1922—	New York.....	Miller Huggins .....	94	60	.610
1923—	New York.....	Miller Huggins .....	98	54	.645
1924—	Washington.....	Stanley Harris .....	92	62	.597
1925—	Washington.....	Stanley Harris .....	96	55	.636
1926—	New York.....	Miller Huggins .....	91	63	.591
1927—	New York.....	Miller Huggins .....	110	44	.714
1928—	New York.....	Miller Huggins .....	101	53	.656
1929—	Philadelphia.....	Connie Mack .....	104	46	.693
1930—	Philadelphia.....	Connie Mack .....	102	52	.662
1931—	Philadelphia.....	Connie Mack .....	107	45	.704
1932—	New York.....	Joe McCarthy .....	107	47	.695
1933—	Washington.....	Joe Cronin .....	99	53	.651
1934—	Detroit.....	Gordon Cochrane .....	101	53	.656
1935—	Detroit.....	Gordon Cochrane .....	93	58	.616
1936—	New York.....	Joe McCarthy .....	102	51	.667
1937—	New York.....	Joe McCarthy .....	102	52	.662
1938—	New York.....	Joe McCarthy .....	99	53	.651
1939—	New York.....	Joe McCarthy .....	106	45	.702
1940—	Detroit.....	Del Baker .....	90	64	.584
1941—	New York.....	Joe McCarthy .....	101	53	.656
1942—	New York.....	Joe McCarthy .....	103	51	.669
1943—	New York.....	Joe McCarthy .....	98	56	.636

## A. L. LEADING BATSMEN, 1901 TO 1943, INCLUSIVE

Year.	Player and Club.	Games.	Hits.	Pct.
1901—	Lajoie, Philadelphia	131	220	.405
1902—	E. J. Delahanty, Washington	123	178	.376
1903—	Lajoie, Cleveland	126	173	.355
1904—	Lajoie, Cleveland	140	211	.381
1905—	Flick, Cleveland	131	152	.306
1906—	Stone, St. Louis	154	208	.358
1907—	Cobb, Detroit	150	212	.350
1908—	Cobb, Detroit	150	188	.324
1909—	Cobb, Detroit	156	216	.377
1910—	Cobb, Detroit	140	196	.385
1911—	Cobb, Detroit	146	248	.420
1912—	Cobb, Detroit	140	227	.410
1913—	Cobb, Detroit	122	167	.390
1914—	Cobb, Detroit	97	127	.368
1915—	Cobb, Detroit	156	208	.369
1916—	Speaker, Cleveland	151	211	.386
1917—	Cobb, Detroit	152	225	.383
1918—	Cobb, Detroit	111	161	.382
1919—	Cobb, Detroit	124	191	.384
1920—	Sisler, St. Louis	154	257	.407
1921—	Heilmann, Detroit	149	237	.394
1922—	Sisler, St. Louis	142	246	.420
1923—	Heilmann, Detroit	144	211	.403
1924—	Ruth, New York	153	200	.378
1925—	Heilmann, Detroit	150	225	.393
1926—	Manush, Detroit	136	188	.378
1927—	Heilmann, Detroit	141	201	.398
1928—	Goslin, Washington	135	173	.379
1929—	Fonseca, Cleveland	148	209	.369
1930—	Simmons, Philadelphia	138	211	.381
1931—	Simmons, Philadelphia	128	200	.390
1932—	Alexander, Detroit-Boston	124	144	.367
1933—	Foxx, Philadelphia	149	204	.356
1934—	Gehrig, New York	154	210	.363
1935—	Myer, Washington	151	215	.349
1936—	Appling, Chicago	138	204	.388
1937—	Gehring, Detroit	144	209	.371
1938—	Foxx, Boston	149	197	.349
1939—	J. DiMaggio, New York	120	176	.381
1940—	J. DiMaggio, New York	132	179	.352
1941—	Williams, Boston	143	185	.406
1942—	Williams, Boston	150	186	.356
1943—	Appling, Chicago	155	192	.328

## LEADING PITCHERS, AMERICAN LEAGUE

1901 TO 1943, INCLUSIVE

(15 or More Victories)

Year.	Pitcher.	Club.	Won.	Lost.	Pct.
1901	Clark Griffith	Chicago	24	7	.774
1902	William Bernhard	Cleveland	18	5	.783
1903	Earl Moore	Cleveland	22	7	.759
1904	Jack Chesbro	New York	41	12	.774
1905	Rube Waddell	Philadelphia	27	10	.730
1906	Edward Plank	Philadelphia	19	6	.760
1907	William Donovan	Detroit	25	4	.862
1908	Edward Walsh	Chicago	40	15	.727
1909	George Mullin	Detroit	29	8	.784
1910	Chief Bender	Philadelphia	23	5	.821
1911	Chief Bender	Philadelphia	17	5	.773
1912	Joseph Wood	Boston	34	5	.872
1913	Walter Johnson	Washington	36	7	.837
1914	Chief Bender	Philadelphia	17	3	.850
1915	George (Babe) Ruth	Boston	13	6	.750
1916	Edward Cicotte	Chicago	17	7	.708
1917	Ewell Russell	Chicago	15	5	.750
1918	Sam P. Jones	Boston	16	5	.762
1919	Edward Cicotte	Chicago	29	7	.806
1920	James Bagby	Cleveland	31	12	.721
1921	Carl Mays	New York	27	9	.750
1922	Leslie (Joe) Bush	New York	26	7	.788
1923	Herbert Pennock	New York	19	6	.760
1924	Walter Johnson	Washington	23	7	.767
1925	Stanley Coveleski	Washington	20	5	.800
1926	George Uhle	Cleveland	27	11	.711
1927	Waite Hoyt	New York	22	7	.759
1928	Alvin Crowder	St. Louis	21	5	.808
1929	Robert Grove	Philadelphia	20	6	.769
1930	Robert Grove	Philadelphia	28	5	.848
1931	Robert Grove	Philadelphia	31	4	.886
1932	John Allen	New York	17	4	.810
1933	Robert Grove	Philadelphia	24	8	.750
1934	Vernon Gomez	New York	26	5	.839
1935	Elden Auker	Detroit	18	7	.720
1936	Monte Pearson	New York	19	7	.731
1937	John Allen	Cleveland	15	1	.938
1938	Charles Ruffing	New York	21	7	.750
1939	Robert Grove	Boston	15	4	.789
1940	Lynwood Rowe	Detroit	16	3	.842
1941	Vernon Gomez	New York	15	5	.750
1942	Ernest Bonham	New York	21	5	.808
1943	Spurgeon Chandler	New York	20	4	.833

# National League

Organized 1876

**FORD C. FRICK**

President-Secretary-Treasurer

Headquarters—1907 R. C. A. Building, 30 Rockefeller Plaza, New York, N. Y.

Telephone—COLUMBUS 5-6244

Directors, 1944—William E. Benswanger, Philip K. Wrigley, J. A. Robert Quinn, Horace C. Stoneham, Ford C. Frick (ex-officio member) and John A. Heydler, Chairman of the Board.

Manager Service Bureau—William E. Brandt, Room 1910, R. C. A. Building, New York, N. Y. Telephone: Circle 7-2292.

Umpires—William J. Klem, supervisor; Lee Ballanfant, George Barr, Lynton R. (Dusty) Boggess, John B. (Jocko) Conlan, Thomas P. Dunn, Larry Goetz, Lou Jorda, George Magerkurth, Ralph (Babe) Pinelli, John E. (Beans) Reardon, John (Ziggy) Sears, William Stewart.

Official Statistician—Elias Baseball Bureau, 11 West 42nd street, New York, N. Y. Telephone: Longacre 5-6362.

Players cannot be transferred from one National League club to another within the league after June 15, unless waivers are obtained.

Waiver price, \$7,500. Inter-league waivers, \$7,500, except selected players.

## BOSTON

President—J. A. Robert (Bob) Quinn

Treasurer—Joseph Maney

Secretary—John J. Quinn

Traveling Secretary—George E. (Duffy) Lewis

Manager—Robert H. Coleman

Location—Braves' Field, Commonwealth avenue. Entrance on Gaffney street toward Charles river. Also entrance on Babcock street; no thoroughfares on other two sides.

Park telephone—Stadium 9600.

Seating capacity—45,000

Nickname—Braves

Field dimensions—Home plate to center field, 400 feet; to right field, 350 feet; to left field, 350 feet.

## BROOKLYN

President-General Manager—Branch Rickey

Vice-President—James A. Mulvey

Vice-President—Joseph A. Gilleaudeau

Treasurer—George A. Barnewall

Secretary—Stephen E. Ryan

Assistant to President—Edward Staples

Road Secretary—Harold Parrott

Business Manager—John F. Collins

Manager—Leo Durocher

Director Minor League Operations—Branch Rickey, Jr.

Assistant—Harold G. Roettger

Scouts—Wid Matthews, Tom Downey, George Sisler, Tom Greenwade, Justin Fitzgerald, Dick Fischer, Joe Labate, James Ferrante, Bert Wells.

Location—Ebbets Field, Montgomery street, Sullivan place, Cedar place and Bedford avenue.

Park telephone—Buckminster 4-8500

Seating capacity—35,000

Nickname—Dodgers

Field dimensions—Home plate to center field, 400 feet; to right field (on foul line), 297 feet; to left field (on foul line), 356 feet.

**CHICAGO**

President—Philip K. Wrigley

Vice-President-General Manager—James T. Gallagher

Secretary—Margaret Donahue

Treasurer—Earl W. Nelson

Traveling Secretary—Robert C. Lewis

Manager—James Wilson

Office—Wrigley Field, Clark and Addison streets

Telephone—Buckingham 5050

Scouts—John T. Sheehan, John Joseph Doyle, Walter (Dutch) Ruether, Eddie Goosetree, Dick Spalding, Jimmy Payton, Ralph Wheeler, C. C. Slapnicka.

Location—Wrigley Field, Addison street, Clark street, Waveland avenue and Sheffield avenue.

Park telephone—Buckingham 5050

Seating capacity—38,396

Nickname—Cubs

Field dimensions—Home plate to center field, 400 feet; to right field, 353 feet; to left field, 355 feet.

**CINCINNATI**

President—Powel Crosley, Jr.

General Manager—Warren C. Giles

Traveling Secretary—William McCorry

Secretary-Treasurer—Thomas M. Conroy

Assistant Secretary-Treasurer—Winfrey P. Bramham

Manager—William B. McKechnie

Executive offices—307 Vine street

Scouts—R. J. Wallace, Frank O'Rourke, Pat Patterson, George (Mickey) Shader, Eddie Ries.

Location—Crosley Field, Findlay street, Western avenue and York street (no street on side paralleling left field foul line).

Park telephone—Main 1248

Seating capacity—29,401

Nickname—Reds

Field dimensions—Home plate to center field, 387 feet; to right field, 366 feet; to left field, 328 feet.

**NEW YORK**

President—Horace C. Stoneham

Vice-President-Treasurer—Leo J. Bondy

Secretary—Edward T. Brannick

Manager—Melvin T. Ott

General Manager of Farm System and Scouting Department—Carl O. Hubbell

Executive offices—104 West Forty-second street

Telephone—Wisconsin 7-2662

Scouts—William Pierre, Frank H. Rickey, Gordon Maguire, Herman DeBerry, John L. Vergez, Marty Purtell, George Mack, Mel Logan.

Location—Polo Grounds, Eighth avenue and Speedway (157th) street; no streets at north and south boundaries.

Park telephone—EDgecombe 4-8160

Ticket office telephone—Wisconsin 7-2662

Seating capacity—56,000

Nickname—Giants

Field dimensions—Home plate to center field, 505 feet; to right field, 257 feet 8 inches; to left field, 279 feet.



**PHILADELPHIA**

President—Robert R. M. Carpenter, Jr. (in U. S. Army)

Vice-President—L. Wister Randolph

Vice-President—John H. Potter

General Manager—Herbert J. Pennock

Secretary-Treasurer—George A. Fletcher

Traveling Secretary—James J. Hagan

Director Minor League Clubs—Joseph F. Reardon

Publicity Director—Bill Phillips

Manager—Fred Fitzsimmons

Scouts—Ted McGrew, Cy Morgan, Chuck Ward, Ed Krajnik, Jocko Collins, Bob Coltrin.

Executive offices—Suite 1906 Packard Building

Location—Shibe Park, Lehigh avenue, Somerset street, North Twentieth street and North Twenty-first street.

Park telephone—Sagamore 6800

Seating capacity—33,000

Nickname—Phillies and Bluejays

Field dimensions—Home plate to center field flagpole, 468 feet; to right field, 331 feet; to left field, 334 feet.

**PITTSBURGH**

Chairman of Board—Mrs. Barney Dreyfuss

President—William E. Benswanger

Vice-President-Secretary-Treasurer—Samuel E. Watters

Field Director-Assistant Secretary—Robert T. Rice

Publicity Director—James J. Long

Manager—Frank F. Frisch.

Executive offices—Suite 419 Flannery Building

Telephone—Mayflower 1477

Scouts—William W. Hinchman, Carlton Molesworth, Hollis Thurston, J. P. O'Rourke, Leo A. Mackey, Joseph F. Brehany, Joseph Palla.

Location—Forbes Field, Sennott street and Boquet street (Schenley Park on other two sides).

Park telephone—Mayflower 7491

Seating capacity—40,000

Nickname—Pirates

Field dimensions—Home plate to center field, 457 feet; to right field, 300 feet; to left field, 365 feet.

**ST. LOUIS**

President—Sam Breadon

Vice-President—A. M. Diez

Supervisors Minor League Clubs—Joe Mathes, Eddie Dyer

Secretary-Treasurer—Edward W. Roth

Publicity Director—Jim Bassford

Traveling Secretary—Leo Ward

Manager—William H. Southworth

Scouts—Charles Kelchner, Pat Monahan, Jack Ryan, Jay Kelchner, LeRoy Dissinger, Walter Shannon.

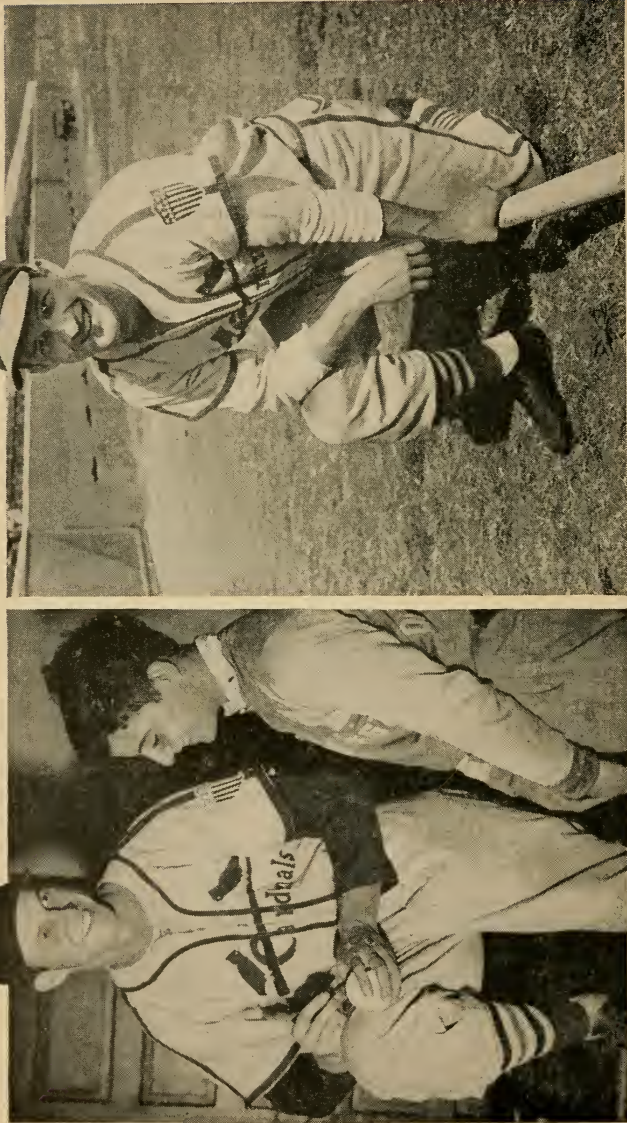
Location—Sportsman's Park, Grand boulevard, Dodier street, Sullivan avenue and Spring avenue.

Park telephone—Jefferson 7280

Seating capacity—34,000

Nickname—Cardinals

Field dimensions—Home plate to center field, 425 feet; to right field, 310 feet; to left field, 351.



Stanley Musial, outfielder of the St. Louis Cardinals and National League batting champion of 1943, autographs a baseball for a youthful admirer. At right, Musial is shown waiting for his turn at the plate.

# Averages for 1943

## CHAMPIONSHIP WINNERS IN PREVIOUS YEARS

1876—Chicago	.788	1898—Boston	.685	1921—New York	.614
1877—Boston	.646	1899—Brooklyn	.677	1922—New York	.604
1878—Boston	.683	1900—Brooklyn	.603	1923—New York	.621
1879—Providence	.702	1901—Pittsburgh	.647	1924—New York	.608
1880—Chicago	.798	1902—Pittsburgh	.741	1925—Pittsburgh	.621
1881—Chicago	.667	1903—Pittsburgh	.650	1926—St. Louis	.578
1882—Chicago	.655	1904—New York	.693	1927—Pittsburgh	.610
1883—Boston	.643	1905—New York	.686	1928—St. Louis	.617
1884—Providence	.750	1906—Chicago	.763	1929—Chicago	.645
1885—Chicago	.777	1907—Chicago	.704	1930—St. Louis	.597
1886—Chicago	.726	1908—Chicago	.643	1931—St. Louis	.656
1887—Detroit	.637	1909—Pittsburgh	.724	1932—Chicago	.584
1888—New York	.641	1910—Chicago	.675	1933—New York	.599
1889—New York	.659	1911—New York	.647	1934—St. Louis	.621
1890—Brooklyn	.667	1912—New York	.682	1935—Chicago	.649
1891—Boston	.630	1913—New York	.664	1936—New York	.597
1892—Boston	.680	1914—Boston	.614	1937—New York	.625
1893—Boston	.667	1915—Philadelphia	.592	1938—Chicago	.586
1894—Baltimore	.695	1916—Brooklyn	.610	1939—Cincinnati	.630
1895—Baltimore	.669	1917—New York	.636	1940—Cincinnati	.654
1896—Baltimore	.698	1918—Chicago	.651	1941—Brooklyn	.649
1897—Boston	.705	1919—Cincinnati	.686	1942—St. Louis	.688
		1920—Brooklyn	.604		

## STANDING OF CLUBS AT CLOSE OF SEASON

Club.	St. L.	Cin.	Brk.	Pitts.	Chi.	Bos.	Phila.	N. Y.	W.	L.	Pct.
St. Louis	..	12	15	15	13	19	13	18	105	49	.682
Cincinnati	10	..	9	9	13	11	19	16	87	67	.565
Brooklyn	7	13	..	11	10	9	17	14	81	72	.529
Pittsburgh	7	13	11	..	14	10	12	13	80	74	.519
Chicago	9	9	12	8	..	14	10	12	74	79	.484
Boston	3	11	12	12	8	..	11	11	68	85	.444
Philadelphia	9	3	5	10	12	11	..	14	64	90	.416
New York	4	6	8	9	9	11	8	..	55	98	.359

Ties—Pittsburgh-St. Louis, 2; New York-Cincinnati, St. Louis-Philadelphia, Pittsburgh-Philadelphia, New York-Philadelphia, Chicago-New York, one each.

Protest Playoffs—Philadelphia at St. Louis, June 5 (protested). Played Off—July 29. Philadelphia at New York, June 13 (protested). Played Off—August 6.

Suspended and Completed Games—St. Louis at Pittsburgh, July 18—(suspended). Played Off—September 1. Brooklyn at Boston, July 18—(suspended). Played Off—September 12.

## GAMES WON AND LOST AT HOME AND ABROAD.

AT HOME.				ABROAD.			
Club.	W.	L.	Pct.	Club.	W.	L.	Pct.
St. Louis	58	21	.734	St. Louis	47	28	.627
Cincinnati	48	29	.623	Cincinnati	39	38	.506
Pittsburgh	47	30	.610	Chicago	38	41	.481
Brooklyn	46	31	.597	Brooklyn	35	41	.461
Boston	38	39	.494	Pittsburgh	33	44	.429
Chicago	36	38	.486	Philadelphia	31	47	.397
New York	34	43	.442	Boston	30	46	.395
Philadelphia	33	43	.434	New York	21	55	.276

Tie Games—New York 3, Philadelphia 3, St. Louis 3, Pittsburgh 3, Chicago 1, Cincinnati 1.

## EXTRA-INNING GAMES.

Club.	Innings							W.	L.	Pct.	Ties	
	17	16	15	14	13	12	11					
Cincinnati	..	..	..	3	1	2	8	6	12	8	.600	..
Brooklyn	1	..	..	..	..	2	5	11	10	9	.526	..
Boston	..	..	..	3	3	4	6	11	14	13	.519	..
Chicago	..	..	..	2	2	5	3	7	9	9	.500	1
Pittsburgh	..	..	..	2	..	2	5	7	7	7	.500	2
New York	1	..	..	1	3	1	2	11	8	9	.471	2
Philadelphia	..	..	..	2	..	1	6	6	6	7	.462	2
St. Louis	..	..	..	1	1	3	9	11	10	14	.417	1

## NATIONAL LEAGUE SHUTOUT GAMES, 1943.

Club.	Brk.	St. L.	Chi.	Cin.	Pitts.	Phila.	Bos.	N. Y.	W.	L.	Pct.	Tie
Brooklyn .....	2	1	5	..	2	1	2	13	5	.722	..	
St. Louis .....	..	2	2	2	2	3	7	3	21	9	.700	..
Chicago .....	3	..	2	1	1	4	2	13	10	.565	..	
Cincinnati .....	2	3	..	..	3	4	5	..	17	16	.515	1
Pittsburgh .....	..	3	3	..	1	2	2	11	12	.478	..	
Philadelphia .....	..	3	1	3	..	2	1	10	15	.400	..	
Boston .....	1	..	1	3	2	4	..	2	13	.351	..	
New York .....	1	..	..	1	..	3	..	5	12	.294	1	

## ONE-RUN VICTORIES AND DEFEATS.

Club.	Bos.	St. L.	Cin.	Pitts.	Brk.	Phila.	N. Y.	Chi.	W.	L.	Pct.
Boston .....	..	3	5	3	10	7	2	4	34	25	.576
St. Louis .....	4	..	7	4	4	3	6	7	35	27	.565
Cincinnati .....	3	4	..	4	3	4	5	5	28	23	.549
Pittsburgh .....	4	3	3	..	1	7	4	3	25	23	.521
Brooklyn .....	3	5	1	3	..	4	4	2	22	24	.478
Philadelphia .....	3	6	2	2	2	..	6	4	25	29	.463
New York .....	2	3	3	3	3	3	..	6	23	32	.418
Chicago .....	6	3	2	4	1	1	5	..	22	31	.415

## OFFICIAL NATIONAL LEAGUE BATTING AVERAGES

(Compiled by Elias Baseball Bureau, New York, N. Y.).

## CLUB BATTING.

Club.	G.	AB.	R.	OR.	H.	TB.	2B.	3B.	HR.	SH.	SB.	Pct.
St. Louis.....	157	5438	679	475	1515	2128	259	72	70	172	40	.279
Brooklyn.....	153	5309	716	674	1444	1894	263	35	39	99	58	.272
Pittsburgh.....	157	5353	669	605	1401	1913	240	73	42	86	64	.262
Chicago.....	154	5279	632	600	1380	1855	207	56	52	96	53	.261
Cincinnati.....	155	5329	608	543	1362	1814	229	47	43	119	49	.256
Philadelphia.....	157	5297	571	676	1321	1777	186	36	66	101	29	.249
New York.....	156	5290	558	713	1309	1771	153	33	81	107	35	.247
Boston.....	153	5196	465	612	1213	1604	202	36	39	98	56	.233
Totals .....	42491	4898	4898	10945	14756	1739	388	432	878	384	.258	

## INDIVIDUAL BATTING.

(Seventy-five Games or More)

Player and Club.	Bats	G.	AB.	R.	H.	TB.	2B.	3B.	HR.	SH.	SB.	Pct.
MUSIAL, STANLEY F., St. Louis.....	L	157	617	108	220	347	48	20	13	10	9	.357
Herman, William J., Brooklyn.....	R	153	585	76	193	244	41	2	2	12	4	.330
Goodman, Ival R., Chicago.....	L	80	225	31	72	101	10	5	3	1	4	.320
Cooper, Walker, St. Louis.....	R	122	449	52	143	208	30	4	9	6	1	.319
Elllott, Robert I., Pittsburgh.....	R	156	581	82	183	258	30	12	7	5	4	.315
Witek, Nicholas J., New York.....	R	153	622	68	195	230	17	0	6	9	1	.314
Waner, Paul G., Brooklyn.....	L	82	225	29	70	89	16	0	1	6	0	.311
O'Brien, Thomas, Pittsburgh.....	R	89	232	35	72	104	12	7	2	5	0	.310
Nicholson, William B., Chicago.....	L	154	608	95	188	323	30	9	29	0	4	.309
Vaughan, Floyd E., Brooklyn.....	L	149	610	112	186	252	39	6	5	12	20	.305
Lombardi, Ernest N., New York.....	R	104	295	19	90	127	7	0	10	1	1	.305
McCarthy, John J., Boston.....	L	78	313	32	95	137	24	6	2	3	1	.304
McCormick, Frank A., Cincinnati.....	R	126	472	56	143	195	28	0	8	4	2	.303
Walker, Fred, Brooklyn.....	L	138	540	83	163	222	32	6	5	4	3	.302
Bordagaray, Stanley G., Brooklyn.....	R	89	268	47	81	103	18	2	0	1	6	.302
Rowe, Lynwood T., Philadelphia.....	R	82	120	14	36	55	7	0	4	1	0	.300
Walker, Harry W., St. Louis.....	L	148	564	76	166	212	28	6	2	36	5	.295
Lowrey, Harry L., Chicago.....	R	130	480	59	140	192	25	12	1	11	13	.292
Cavarretta, Philip J., Chicago.....	L	143	530	93	154	223	27	9	8	12	3	.291
Gustine, Frank W., Pittsburgh.....	R	112	414	40	120	147	21	3	0	8	12	.290
Hack, Stanley C., Chicago.....	L	144	533	78	154	195	24	4	3	15	5	.289
Dahlgren, Ellsworth T., Philadelphia.....	R	136	508	55	146	184	19	2	5	5	2	.288
Tipton, Eric, Cincinnati.....	R	140	493	82	142	209	26	7	9	5	1	.288
Klein, Louis F., St. Louis.....	R	154	627	91	180	257	28	14	7	15	9	.287
Kurowski, George J., St. Louis.....	R	139	522	69	150	229	24	8	13	10	3	.287
Galan, August J., Brooklyn.....	B	139	495	83	142	201	26	3	9	4	6	.287
Fletcher, Elbert P., Pittsburgh.....	L	154	544	91	154	215	24	5	9	2	1	.283





### ST. LOUIS CARDINALS, 1943


Top row—White, Demaree, Garms, Krist, Sanders, Weaver, M. Cooper, Hopp, Dickson, Yatkeman, property man. Middle row—O'Dea, Fallon, Litwhiler, Lanier, Brecheen, Walker, Gumbert, Narron. Bottom row—Marion, Klein, Musial, W. Cooper, Southworth, manager; Gonzalez, coach; Wares, coach; Brazle, Munger, Scanlon, batboy.



Player and Club.	Bats	G.	AB.	R.	H.	TB.	2B.	3B.	HR.	SH.	SB.	Pct.
May, Merrill G., Philadelphia.....	R	137	415	31	117	143	19	2	1	9	2	.282
Sanders, Raymond F., St. Louis.....	L	144	478	69	134	198	21	5	11	15	1	.280
Marion, Martin W., St. Louis.....	R	129	418	38	117	141	15	3	1	11	1	.280
Nyokoff, Louis, Chicago.....	R	78	233	22	65	78	7	3	0	2	0	.279
Northey, Ronald J., Philadelphia.....	L	147	586	72	163	252	31	5	16	4	2	.278
Medwick, Joseph M., 48 Brk.-78 N. Y. R.	R	126	497	54	138	189	30	3	5	3	1	.278
Crabtree, Estel C., Cincinnati.....	L	95	254	25	70	88	12	0	2	4	1	.276
Rucker, John J., New York.....	L	132	505	56	138	174	19	4	2	10	4	.273
Murtaugh, Daniel E., Philadelphia.....	R	113	451	65	123	151	17	4	1	10	4	.273
Masi, Phillip, Boston.....	R	80	238	27	65	82	9	1	2	3	7	.273
Mesner, Stephen P., Cincinnati.....	R	137	504	53	137	165	26	1	0	17	6	.272
Litwhiler, Daniel W., 36 Phil.-80 St. L.	R	116	397	63	108	170	20	3	12	4	2	.272
Holmes, Thomas F., Boston.....	L	152	629	75	170	238	33	10	5	8	7	.270
Bartell, Richard, New York.....	R	99	337	48	91	120	14	0	5	5	5	.270
Farrell, M. Kerby, Boston.....	L	85	280	11	75	91	14	1	0	7	1	.268
Frey, Linus R., Cincinnati.....	L	144	586	78	154	196	20	8	2	5	7	.263
Lopez, Alfonso R., Pittsburgh.....	R	118	372	40	98	118	9	4	1	12	2	.263
Haas, Berthold, Cincinnati.....	R	101	332	39	87	128	17	6	4	2	6	.262
Wasdell, James C., 4 Pitts.-141 Phila..	L	145	524	54	137	180	19	6	4	4	6	.261
Mueller, Raymond C., Cincinnati.....	R	141	427	50	111	162	19	4	8	12	1	.260
Triplett, Herman C., 9 St. L.-105 Phila.	R	114	385	46	100	169	16	4	15	1	2	.260
Owen, Arnold M., Brooklyn.....	R	106	365	31	95	110	11	2	0	4	4	.260
Russell, James W., Pittsburgh.....	B	146	533	79	138	191	19	11	4	3	12	.259
Garms, Debs, St. Louis.....	L	90	249	26	64	78	10	2	0	4	1	.257
Merullo, Leonard R., Chicago.....	R	129	453	37	115	142	18	3	1	6	7	.254
Livingston, T. O., 84 Phila.-36 Chi.....	R	120	376	36	95	136	14	3	7	2	2	.253
Adams, Elvin C., 8 St. L.-111 Phila....	R	119	429	49	108	149	15	7	4	12	2	.252
Gordon, Sidney, New York.....	R	131	474	50	119	177	9	11	9	10	2	.251
Nieman, Elmer, Boston.....	L	101	335	39	84	136	15	8	7	0	4	.251
Workman, Charles, Boston.....	L	153	615	71	153	202	17	1	10	8	12	.249
DiMaggio, Vincent P., Pittsburgh.....	R	157	580	64	144	234	41	2	15	1	11	.248
Camilli, Adolph, Brooklyn.....	L	95	353	56	87	132	15	6	6	1	2	.247
Stanky, Edward R., Chicago.....	R	142	510	92	125	142	15	1	0	12	4	.245
Walker, Gerald H., Cincinnati.....	R	114	429	48	105	141	23	2	3	1	6	.245
Coscarart, Peter, Pittsburgh.....	R	133	491	57	119	150	19	6	0	9	4	.242
McCullough, Clyde E., Chicago.....	R	87	266	20	63	78	5	2	2	3	6	.237
Marshall, M. Max, Cincinnati.....	L	132	508	55	120	159	11	8	4	11	8	.236
Ott, Melvin T., New York.....	L	125	380	65	89	159	12	2	13	4	7	.234
Barrett, John J., Pittsburgh.....	L	130	290	41	67	88	12	3	1	3	5	.231
Jurges, William F., New York.....	R	136	481	46	110	134	8	2	4	6	2	.229
Miller, Edward R., Cincinnati.....	R	154	576	49	129	169	26	4	2	19	8	.224
Hopp, John L., St. Louis.....	L	91	241	33	54	74	10	2	2	6	8	.224
Dallessandro, Dominic, Chicago.....	L	87	176	13	39	56	8	3	1	1	1	.222
Rosz, Chester J., Boston.....	R	94	285	27	62	99	12	2	7	1	1	.218
Orengo, Joseph, 83 N. Y.-7 Brooklyn..	R	90	281	29	61	93	10	2	6	6	1	.217
Wietelmann, William, Boston.....	L	153	534	33	115	131	14	1	0	8	9	.215
Ryan, Cornelius J., Boston.....	R	132	457	52	97	114	10	2	1	16	7	.212
Stewart, Glen, Philadelphia.....	R	110	336	23	71	89	10	1	2	11	1	.211
Maynard, James W., New York.....	R	121	393	43	81	120	8	2	9	7	3	.206
Mancuso, August R., New York.....	R	94	252	11	50	61	5	0	2	8	0	.198
Joost, Edwin, Boston.....	R	124	421	34	78	106	16	3	2	7	5	.185
Glossop, Alban, Brooklyn.....	B	87	217	28	37	55	9	0	3	4	0	.171

## Ten to Seventy-four Games, Inclusive.

Player and Club.	Bats	G.	AB.	R.	H.	TB.	2B.	3B.	HR.	SH.	SB.	Pct.
Burrows, John, Chicago.....	R	23	3	0	2	2	0	0	0	0	0	.667
Brubaker, Wilbur L., Boston.....	R	13	19	3	8	11	3	0	0	0	0	.421
Pafko, Andrew, Chicago.....	R	13	58	7	22	25	3	0	0	0	1	.379
Williams, Woodrow, Cincinnati.....	R	30	69	8	26	30	2	1	0	2	0	.377
Sayles, William N., 19 N. Y.-6 Brk....	R	25	15	2	5	6	1	0	0	0	0	.333
Etchison, Clarence, Boston.....	L	10	19	2	6	9	3	0	0	0	0	.316
Barkley, John D., Brooklyn.....	R	20	51	6	16	19	3	0	0	2	1	.314
Shoun, Clyde M., Cincinnati.....	L	45	42	3	13	14	1	0	0	1	0	.310
Olmo, Luis R., Brooklyn.....	R	57	238	39	72	98	6	4	4	1	3	.303
Hermanski, Eugene, Brooklyn.....	L	18	60	6	18	22	2	1	0	0	1	.300
Schuster, William, Chicago.....	R	13	51	3	15	19	2	1	0	0	0	.294
Padden, Thomas F., Philadelphia.....	R	17	41	5	12	12	0	0	0	0	0	.293
Demaree, J. Franklin, St. Louis.....	R	39	86	5	25	27	2	0	0	3	1	.291
Van Robays, Maurice R., Pittsburgh....	R	69	236	32	63	102	17	7	1	5	0	.288
Sewell, Truett B., Pittsburgh.....	R	41	105	9	30	36	4	1	0	1	7	.286
Kerr, John, New York.....	R	27	98	14	23	35	3	0	2	2	1	.286
Wyatt, J. Whitlow, Brooklyn.....	R	27	60	7	17	22	5	0	0	6	0	.283



### CINCINNATI REDS, 1943

Top row—Beggs, Heusser, Shoun, Lakeman, Walters, Starr, DePhillips, McCormick, Niemes, Marshall, Vander Meer. Middle row—Rohde, trainer; Frey, Haas, Lobert, coach; Giles, general manager; McKechnie, manager; Paul, road secretary; Crabtree, Mueller, Walker. Bottom row—Riddle, Clay, Garrett, batboy; Miller, Mesner, Williams, Tipton.

Player and Club.	Bats	G.	AB.	R.	H.	TB.	2B.	3B.	HR.	SH.	SB.	Pct.
O'Dea, J. Kenneth, St. Louis.....	L	71	203	15	57	81	11	2	3	4	0	.281
Brazle, Alpha, St. Louis.....	L	13	32	4	9	12	1	1	0	0	0	.281
Tobin, James, Boston.....	R	46	107	8	30	40	4	0	2	0	0	.280
Mead, Charles, New York.....	L	37	146	9	40	51	6	1	1	2	3	.274
Baker, William P., Pittsburgh.....	R	63	172	12	47	62	6	3	1	1	3	.273
Sauer, Edward, Chicago.....	R	14	55	3	15	18	3	0	0	1	1	.273
Colman, Frank L., Pittsburgh.....	L	32	59	9	16	22	2	2	0	1	0	.271
Hernandez, Salvadore, Chicago.....	R	43	126	10	34	38	4	0	0	1	0	.270
Schultz, Howard, Brooklyn.....	R	45	182	20	49	64	12	0	1	0	3	.269
Clay, Dain E., Cincinnati.....	R	49	93	19	25	35	2	4	0	4	1	.269
Walters, William H., Cincinnati.....	R	37	90	11	24	36	7	1	1	5	1	.267
Salvo, Manuel, 1 Phila.-21 Boston.....	R	22	30	2	8	10	0	1	0	2	0	.267
Dickson, Murry M., St. Louis.....	R	31	34	1	9	11	2	0	0	3	0	.265
Bragan, Robert R., Brooklyn.....	R	74	220	17	58	75	7	2	2	7	0	.264
Rubeling, Albert, Pittsburgh.....	R	47	168	23	44	60	8	4	0	4	0	.262
Finley, Robert, Philadelphia.....	R	28	81	9	21	26	2	0	1	0	0	.259
Reyes, Napoleon, New York.....	R	40	125	13	32	40	4	2	0	4	2	.256
Fischer, Reuben W., New York.....	R	22	43	6	11	18	2	1	1	1	0	.256
Lakeman, Albert, Cincinnati.....	R	22	55	5	14	18	2	1	0	1	0	.255
Newsom, Louis N., Brooklyn.....	R	22	44	4	11	11	0	0	0	3	0	.250
Busby, Paul, Philadelphia.....	L	26	40	13	10	11	1	0	0	6	2	.250
Trinkle, Kenneth, New York.....	R	11	12	1	3	3	0	0	0	0	0	.250
Karl, Anton, Philadelphia.....	R	11	8	4	2	2	0	0	0	0	0	.250
Stone, Vernon, Cincinnati.....	R	13	4	0	1	1	0	0	0	0	0	.250
MacFayden, Daniel K., Boston.....	R	10	4	0	1	1	0	0	0	0	0	.250
Klutz, Clyde F., Boston.....	R	66	207	13	51	58	7	0	0	5	0	.246
Klinger, Robert H., Pittsburgh.....	R	33	65	5	16	18	2	0	0	4	0	.246
Moore, D. C., 37 Brk.-37 Phila.....	R	74	192	21	47	59	7	1	1	3	1	.245
Fallon, George, St. Louis.....	R	36	78	6	18	19	1	0	0	6	0	.231
Kampouris, Alexis, Brooklyn.....	R	19	44	9	10	16	4	1	0	2	0	.227
Derringer, Paul, Chicago.....	R	32	58	4	13	16	3	0	0	4	0	.224
Podgajny, John S., 13 Phila.-21 Pitts.....	R	34	27	4	6	6	0	0	0	1	0	.222
Martin, Stuart McG., Chicago.....	L	64	118	13	26	30	4	0	0	2	1	.220
Hebert, Wallace A., Pittsburgh.....	L	35	59	9	13	16	1	1	0	5	0	.220
Brewster, Charles, 7 Cin.-49 Phila.....	R	56	167	13	36	38	2	0	0	5	1	.216
Chase, Kendall F., New York.....	L	23	42	2	9	10	1	0	0	3	0	.214
White, Ernest D., St. Louis.....	R	21	28	5	6	6	0	0	0	2	0	.214
Munger, George D., St. Louis.....	R	32	28	3	6	8	2	0	0	0	0	.214
Culp, Benjamin, Philadelphia.....	R	10	24	4	5	6	1	0	0	1	0	.208
Burns, Joseph, Boston.....	R	52	135	12	28	34	3	0	1	3	2	.208
Ostrowski, John, Chicago.....	R	10	29	2	6	8	0	1	0	0	0	.207
Cooney, John W., Brooklyn.....	R	37	34	7	7	7	0	0	0	1	1	.206
Barna, Herbert, New York.....	L	40	113	11	23	33	5	1	1	1	3	.204
Harrick, Raymond, Philadelphia.....	R	44	160	12	32	37	3	1	0	1	0	.200
Hubbell, Carl O., New York.....	R	12	20	0	4	4	0	0	0	4	0	.200
Erickson, Paul W., Chicago.....	R	15	15	0	3	3	0	0	0	0	0	.200
Passeau, Claude W., Chicago.....	R	35	96	5	19	27	4	2	0	6	0	.198
Riddle, Elmer R., Cincinnati.....	R	36	93	6	18	21	3	0	0	6	0	.194
Warneke, Lonnie, Chicago.....	R	21	26	2	5	6	1	0	0	1	1	.192
Brecheen, Harry D., St. Louis.....	L	29	42	4	8	10	2	0	0	4	0	.190
Johnson Donald, Chicago.....	R	10	42	5	8	10	2	0	0	1	0	.190
Lee, William C., 13 Chi.-13 Phila.....	R	26	43	3	8	8	0	0	0	2	0	.185
Heusser, Edward B., Cincinnati.....	B	26	27	0	5	5	0	0	0	1	0	.185
Poland, Hugh R., 4 N. Y.-44 Boston.....	L	48	153	6	28	37	7	1	0	1	0	.183
Brown, James R., St. Louis.....	B	34	110	6	20	28	4	2	0	4	0	.182
Johnson, Silas K., Philadelphia.....	R	21	33	3	6	6	0	0	0	3	0	.182
Semnick, Andrew, Philadelphia.....	R	22	72	9	13	21	2	2	0	2	3	.181
Naylor, Earl E., Philadelphia.....	R	33	120	12	21	32	2	0	3	1	1	.175
Gornicki, Henry F., Pittsburgh.....	R	42	40	3	7	9	2	0	0	2	0	.175
Blthorn, Hiram, Chicago.....	R	39	92	7	16	19	3	0	0	5	0	.174
Platt, Mizell G., Chicago.....	R	20	41	2	7	10	3	0	0	0	0	.171
Cooper, Morton C., St. Louis.....	R	37	100	7	17	23	3	0	1	5	0	.170
Krist, Howard W., St. Louis.....	L	34	60	7	10	1	0	0	0	4	0	.167
Prim, Raymond, Chicago.....	R	29	12	2	2	2	0	0	0	2	0	.167
Lanning, John Y., Pittsburgh.....	R	12	6	0	1	1	0	0	0	0	0	.167
Dietz, Lloyd A., 10 Pitts.-21 Phila.....	R	31	6	3	1	1	0	0	0	0	0	.167
Lanier, H. Max, St. Louis.....	R	32	73	8	12	12	0	0	0	11	0	.164
Butcher, Albert M., Pittsburgh.....	R	33	61	1	10	12	2	0	0	7	0	.164
Macon, Max C., Brooklyn.....	L	45	55	7	9	9	0	0	0	0	1	.164
Davis, Curtis B., Brooklyn.....	R	31	55	5	9	9	0	0	0	4	0	.164
Javery, Alva W., Boston.....	R	41	104	4	17	20	3	0	0	11	0	.163
Pollet, Howard J., St. Louis.....	L	16	43	3	7	8	1	0	0	1	0	.163
Mungo, Van L., New York.....	R	49	44	1	7	8	1	0	0	2	0	.159



Looking Toward Outfield at Crosley Field

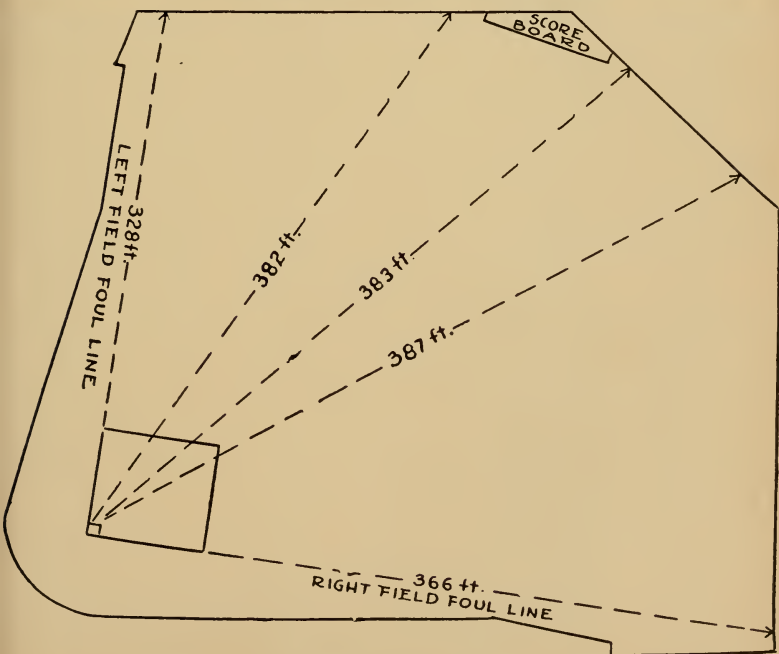


Diagram of Crosley Field, Where Cincinnati Reds Play




Player and Club.	Bats	G.	AB.	R.	H.	TB.	2B.	3B.	HR.	SH.	SB.	Pct.
Kimball, Newell W., 5 Bkn.-34 Phil....R	39	19	0	3	3	0	0	0	0	2	0	.158
Andrews, Nathan, Boston.....R	36	90	4	14	17	3	0	0	0	6	0	.156
Gumbert, Harry E., St. Louis.....R	21	45	1	7	7	0	0	0	0	6	0	.156
Wyrostek, John, Pittsburgh.....L	51	79	7	12	15	3	0	0	0	1	0	.152
Head, Edward, Brooklyn.....R	47	46	4	7	7	0	0	0	0	9	0	.152
Geary, Eugene F., Pittsburgh.....L	46	166	17	25	32	4	0	1	1	3	151	.151
Heltzel, William, Boston.....R	29	86	6	13	16	3	0	0	0	0	0	.151
Melton, Clifford G., New York.....L	34	54	3	8	10	0	1	0	3	0	148	.148
Becker, Heinz, Chicago.....B	24	69	5	10	10	0	0	0	0	0	0	.145
Beggs, Joseph N., Cincinnati.....R	39	35	4	5	5	0	0	0	2	0	143	.143
Rescigno, Xavier F., Pittsburgh.....R	37	35	1	5	7	0	1	0	0	0	0	.143
Berres, Raymond F., New York.....R	20	28	1	4	5	1	0	0	2	0	143	.143
Allen, John T., 17 Bkn.-15 N. Y.....R	32	21	3	3	4	1	0	0	3	0	143	.143
Brandt, William G., Pittsburgh.....R	29	7	0	1	1	0	0	0	1	0	143	.143
Higbe, W. Kirby, Brooklyn.....R	35	65	2	9	12	0	0	1	4	9	138	.138
Barrett, Richard O., 15 Chi.-23 Phil....R	38	58	6	8	8	0	0	0	7	0	138	.138
Vander Meer, John S., Cincinnati.....R	40	95	9	13	14	1	0	0	8	1	137	.137
Barrett, Charles, Boston.....R	38	81	2	11	12	1	0	0	8	0	136	.136
Todd, Alfred C., Chicago.....R	21	45	1	6	6	0	0	0	0	0	133	.133
Feldman, Harry, New York.....R	44	30	5	4	4	0	0	0	0	0	133	.133
Adams, Ace T., New York.....R	70	32	3	4	4	0	0	0	2	0	125	.125
Starr, Raymond, Cincinnati.....R	36	74	3	9	10	1	0	0	6	0	122	.122
Webber, Lester, Brooklyn.....R	54	25	2	3	3	0	0	0	1	0	120	.120
Gee, John, Pittsburgh.....L	15	26	2	3	5	0	1	0	2	0	115	.115
Gerheuser, Albert, Philadelphia.....L	38	71	3	8	11	1	1	0	1	0	113	.113
Melton, Reuben F., Brooklyn.....R	30	38	4	4	4	0	0	0	5	0	105	.105
DePhillips, Anthony, Cincinnati.....R	35	20	0	2	3	1	0	0	1	0	100	.100
Klein, Charles H., Philadelphia.....L	12	20	0	2	2	0	0	0	0	1	100	.100
Wittig, John C., New York.....R	40	51	3	5	6	1	0	0	2	0	098	.098
Fuchs, Charles, Philadelphia.....B	17	22	1	2	2	0	0	0	3	1	091	.091
Narron, Samuel, St. Louis.....R	10	11	0	1	1	0	0	0	0	0	091	.091
Wyse, Henry W., Chicago.....R	40	50	3	4	5	1	0	0	5	0	080	.080
East, G. Hugh, New York.....R	17	13	2	1	1	0	0	0	0	0	077	.077
Kraus, John, Philadelphia.....R	35	60	3	4	5	1	0	0	9	0	067	.067
Conger, Richard, Philadelphia.....R	13	16	0	1	1	0	0	0	0	0	060	.060
Lohrman, William L., 21 N. Y.-6 Bkn....R	27	34	2	2	3	1	0	0	2	0	059	.059
Hanyzewski, Edward M., Chicago.....R	33	41	0	2	2	0	0	0	2	0	049	.049
Shuman, Harry, Pittsburgh.....R	11	2	0	0	0	0	0	0	0	0	000	.000
Matthewson, Dale W., Philadelphia.....R	12	2	0	0	0	0	0	0	1	0	000	.000
Cardoni, Armand, Boston.....R	11	7	0	0	0	0	0	0	0	0	000	.000
Fleming, Leslie, Chicago.....R	11	8	0	0	0	0	0	0	0	0	000	.000
Odom, David E., Boston.....R	22	12	0	0	0	0	0	0	0	0	000	.000
Cuccinello, Anthony F., Boston.....R	13	19	0	0	0	0	0	0	0	0	000	.000

## Less Than Ten Games.

Player and Club.	Bats	G.	AB.	R.	H.	TB.	2B.	3B.	HR.	SH.	SB.	Pct.
Malloy, Robert, Cincinnati.....R	6	3	2	2	3	1	0	0	0	0	0	.667
Jeffcoat, George, Boston.....R	8	4	0	2	2	0	0	0	0	1	0	.500
Beck, Walter W., Philadelphia.....R	4	4	1	2	2	0	0	0	0	0	0	.500
Ordenana, Antonio, Pittsburgh.....R	1	4	0	2	2	0	0	0	0	0	0	.500
Ankenman, Fred N., Brooklyn.....R	1	2	1	1	1	0	0	0	0	0	0	.500
Kretnor, Albert, Chicago.....R	3	8	0	3	3	0	0	0	0	0	0	.375
Donovan, Willard, Boston.....R	7	3	0	1	1	0	0	0	0	0	0	.333
Aleno, Charles, Cincinnati.....R	7	10	0	3	3	0	0	0	0	0	0	.300
Hallett, Jack P., Pittsburgh.....R	9	14	1	4	6	2	0	0	0	0	0	.286
Stephenson, Joseph C., New York.....R	9	24	4	6	7	1	0	0	0	0	0	.250
Signer, Walter, Chicago.....R	4	8	0	2	2	0	0	0	0	0	0	.250
Genile, Samuel, Boston.....L	8	4	1	1	2	1	0	0	0	0	0	.250
Creeden, Cornelius S., Boston.....L	5	4	0	1	1	0	0	0	0	0	0	.250
Durocher, Leo E., Brooklyn.....R	6	18	1	4	4	0	0	0	0	0	0	.222
Bradford, H. Victor, New York.....R	6	5	1	1	1	0	0	0	0	0	0	.200
Goldstein, Leslie, Cincinnati.....L	5	5	1	1	1	0	0	0	0	0	0	.200
McKee, Rogers H., Philadelphia.....L	4	5	1	1	1	0	0	0	0	0	0	.200
Gillenwater, Carden, Brooklyn.....R	8	17	1	3	3	0	0	0	0	0	0	.176
Hart, William W., Brooklyn.....R	8	19	0	3	3	0	0	0	0	0	0	.158
Gilbert, Charles M., Chicago.....L	8	20	1	3	3	0	0	0	0	0	0	.150
Elko, Peter, Chicago.....R	9	30	1	4	4	0	0	0	0	0	0	.133
McCormick, Myron, Cincinnati.....R	4	15	0	2	2	0	0	0	2	0	0	.133
Volzelle, William S., New York.....R	4	9	0	1	1	0	0	0	3	0	0	.111
Campanis, Alexander, Brooklyn.....B	7	20	3	2	2	0	0	0	0	0	0	.100
Del Savio, Garton, Philadelphia.....R	4	11	0	1	1	0	0	0	0	0	0	.091
Fitzsimmons, Fred L., Brooklyn.....R	9	14	0	1	1	0	0	0	1	0	0	.071





BROOKLYN DODGERS, 1943

Top row—Glossop, Bordagaray, Campanis, Higbe, Webber, Ostermueller, Owen, Wyatt, Vaughan.  
 Middle row—Hodges, Schultz, Walker, Olmo, Davis, Gregg, Melton, Barney, Head. Bottom row—Her-  
 man, Hart, Haughey, Corriden, coach; Durocher, manager; Waner, Bragan, Gillenwater, Galan.

Player and Club.	Bats	G.	AB.	R.	H.	TB.	2B.	3B.	HR.	SH.	SB.	Pct.
Holm, William, Chicago.....	R	7	15	0	1	1	0	0	0	0	0	.067
Barney, Rex, Brooklyn.....	R	9	18	0	1	1	0	0	0	0	0	.058
Barley, Boyd O., Brooklyn.....	R	9	21	0	1	1	0	0	0	1	0	.048
Cuccurullo, Arthur, Pittsburgh.....	L	1	0	1	0	0	0	0	0	0	0	.000
Sunkel, Thomas, New York.....	L	1	0	0	0	0	0	0	0	0	0	.000
Talcott, LeRoy E., Boston.....	R	1	0	0	0	0	0	0	0	0	0	.000
Mooty, Jake T., Chicago.....	R	2	0	0	0	0	0	0	0	0	0	.000
Donahue, John W., Philadelphia.....	R	2	0	0	0	0	0	0	0	0	0	.000
Webb, William F., Philadelphia.....	R	1	0	0	0	0	0	0	0	0	0	.000
Chipman, Robert H., Brooklyn.....	L	1	0	0	0	0	0	0	0	0	0	.000
Niemes, Jacob L., Cincinnati.....	R	3	0	0	0	0	0	0	0	0	0	.000
West, Richard, Cincinnati.....	R	3	0	1	0	0	0	0	0	0	0	.000
Diehl, George, Boston.....	R	1	1	0	0	0	0	0	0	0	0	.000
Geraghty, Benjamin, Boston.....	R	8	1	2	0	0	0	0	0	0	0	.000
Martin, Raymond J., Boston.....	R	2	1	0	0	0	0	0	0	0	0	.000
Tost, Louis, Boston.....	L	3	1	0	0	0	0	0	0	0	0	.000
Peck, Harold, Brooklyn.....	R	1	1	0	0	0	0	0	0	0	0	.000
Coombs, Raymond F., New York.....	R	9	2	0	0	0	0	0	0	0	0	.000
Stout, Allyn, Boston.....	R	9	2	0	0	0	0	0	0	0	0	.000
Eyrich, George L., Philadelphia.....	R	9	2	0	0	0	0	0	0	0	0	.000
Laphuska, Andrew, Philadelphia.....	L	1	2	0	0	0	0	0	0	0	0	.000
Gregg, Harold, Brooklyn.....	R	5	2	0	0	0	0	0	0	1	0	.000
Hodges, Gilbert R., Brooklyn.....	R	1	2	0	0	0	0	0	0	0	1	.000
Camelli, Henry R., Pittsburgh.....	R	1	3	1	0	0	0	0	0	0	0	.000
Alderson, Dale, Chicago.....	R	4	3	0	0	0	0	0	0	0	0	.000
Dagenhard, John, Boston.....	R	2	3	0	0	0	0	0	0	1	0	.000
Byrly, Eldred W., St. Louis.....	R	2	3	0	0	0	0	0	0	0	0	.000
Raffensberger, Kenneth D., Philadelphia.....	R	1	3	0	0	0	0	0	0	0	0	.000
Haughey, Christopher F., Brooklyn.....	R	1	3	0	0	0	0	0	0	0	0	.000
Lindquist, Carl, Boston.....	R	2	4	0	0	0	0	0	0	0	0	.000
Seward, Frank M., New York.....	R	1	4	0	0	0	0	0	0	0	0	.000
Kelleher, Francis E., Cincinnati.....	R	9	10	1	0	0	0	0	0	0	0	.000
Ostermueller, Fred, Brooklyn.....	L	8	11	0	0	0	0	0	0	1	0	.000

## ADDITIONAL NATIONAL LEAGUE BATTING RECORDS

### CLUB RECORDS.

Club.	G.	AB.	TB.	Slug.	Pct.	RBI.	BB.	SO.	HP.	GI.	DP.
St. Louis.....	157	5438	2128	.391	638	428	438	19	92		
Pittsburgh.....	157	5353	1913	.357	623	573	566	18	116		
Brooklyn.....	153	5309	1894	.357	660	580	422	21	116		
Chicago.....	154	5279	1855	.351	579	574	522	21	118		
Cincinnati.....	155	5329	1814	.340	558	445	476	17	104		
Philadelphia.....	157	5297	1777	.335	529	499	556	21	139		
New York.....	156	5290	1771	.335	517	480	470	23	147		
Boston.....	153	5196	1604	.309	431	469	609	17	105		
Totals.....	42491	14756	347	4535	4048	4059	157	936			

### INDIVIDUAL SLUGGING.

Player and Club.	G.	AB.	TB.	Slug.	Pct.	RBI.	BB.	SO.	HP.	GI.	DP.
Burrows, Chicago.....	23	3	2	.667	0	2	1	0	0	0	0
Brubaker, Boston.....	13	19	11	.579	1	2	2	0	0	0	0
Musial, St. Louis.....	157	617	347	.562	81	72	18	2	17		
Nicholson, Chicago.....	154	608	323	.531	128	71	86	5	7		
Etchison, Boston.....	10	19	9	.474	2	2	2	0	0	0	0
W. Cooper, St. Louis.....	122	449	208	.463	81	19	19	2	13		
Rowe, Philadelphia.....	82	120	55	.458	18	15	21	1	5		
Goodman, Chicago.....	80	225	101	.449	45	24	20	2	4		
O'Brien, Pittsburgh.....	89	232	104	.448	26	15	24	0	8		
Elliott, Pittsburgh.....	156	581	258	.444	101	56	24	1	16		
Kurovski, St. Louis.....	139	522	229	.439	70	81	54	2	11		
Triplett, St. Louis-Philadelphia.....	114	385	169	.439	56	29	34	0	10		
McCarthy, Boston.....	78	313	137	.438	33	10	19	1	11		
Williams, Cincinnati.....	30	69	30	.435	11	1	3	0	2		
Van Robays, Pittsburgh.....	69	236	102	.432	35	18	19	2	7		
Lombardi, New York.....	104	295	127	.431	51	16	11	1	18		
Pafko, Chicago.....	13	58	25	.431	10	2	5	0	2		
Northey, Philadelphia.....	147	586	252	.430	68	51	52	3	6		



Bird's-eye View of Ebbets Field

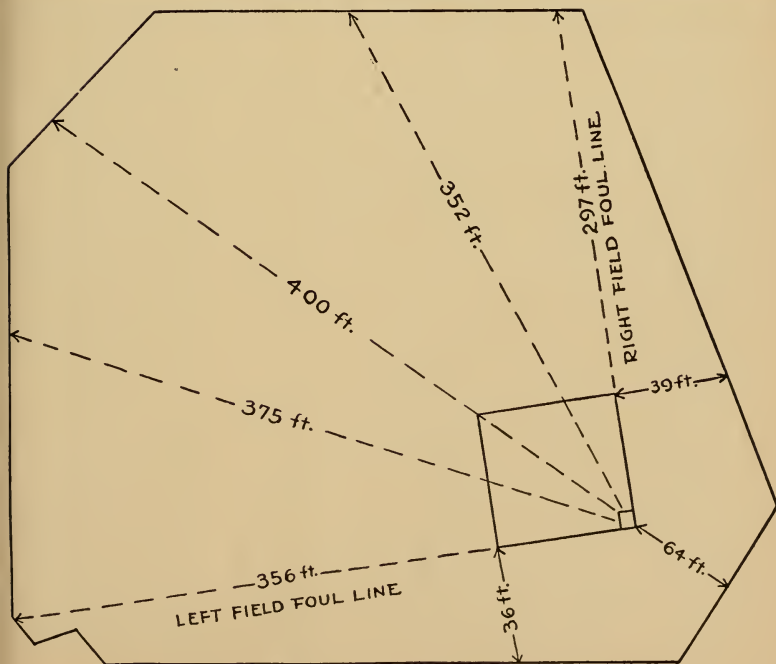


Diagram of Ebbets Field, Where Brooklyn Dodgers Play

Player and Club.	G.	AB.	TB.	Slug. Pct.	RBI.	BB.	SO.	HP.	GI. DP.
Litwhiler, Philadelphia-St. Louis.....	116	397	170	.428	48	30	45	2	6
Tipton, Cincinnati .....	140	493	209	.424	49	85	36	2	9
Cavarretta, Chicago .....	143	530	223	.421	73	75	42	3	10
Fischer, New York .....	22	43	18	.419	6	2	9	0	1
Ott, New York .....	125	380	159	.418	47	95	48	3	4
Herman, Brooklyn .....	153	585	244	.417	100	66	26	0	19
Sanders, St. Louis.....	144	478	198	.414	73	77	33	1	10
Vaughan, Brooklyn .....	149	610	252	.413	66	60	13	3	9
F. McCormick, Cincinnati.....	126	472	195	.413	59	29	15	1	8
Olmo, Brooklyn .....	57	238	98	.412	37	8	20	0	10
F. Walker, Brooklyn.....	138	540	222	.411	71	49	24	3	10
L. Klein, St. Louis.....	154	627	257	.410	62	50	70	2	4
Galan, Brooklyn .....	139	495	201	.406	67	103	39	2	3
Nieman, Boston .....	101	335	136	.406	46	39	39	1	3
DiMaggio, Pittsburgh .....	157	580	234	.403	88	70	126	0	8
Lowrey, Chicago .....	130	480	192	.400	63	35	24	6	13
Walters, Cincinnati .....	37	90	36	.400	12	6	15	0	1
Sayles, New York-Brooklyn.....	25	15	6	.400	0	0	4	0	0
O'Dea, St. Louis.....	71	203	81	.399	25	19	25	1	2
Waner, Brooklyn .....	82	225	89	.396	26	35	9	1	9
Fletcher, Pittsburgh .....	154	544	215	.395	70	95	49	6	12
Haas, Cincinnati .....	101	332	128	.386	44	22	26	0	8
Bordagaray, Brooklyn .....	89	268	103	.384	19	30	15	3	2
Medwick, Brooklyn-New York.....	126	497	189	.380	70	19	22	1	17
Mueller, Cincinnati .....	141	427	162	.379	52	56	42	1	9
Holmes, Boston, .....	152	629	238	.378	41	58	20	2	7
H. Walker, St. Louis.....	148	564	212	.376	53	40	24	0	5
Clay, Cincinnati .....	49	93	35	.376	9	8	14	1	1
Brazle, St. Louis.....	13	32	12	.375	4	0	2	0	0
Camilli, Brooklyn .....	95	353	132	.374	43	65	48	1	7
Tobin, Boston .....	46	107	40	.374	12	6	16	0	3
Gordon, New York.....	131	474	177	.373	63	43	32	1	26
Colman, Pittsburgh .....	32	59	22	.373	4	8	7	0	0
Barkley, Brooklyn .....	20	51	19	.373	7	4	7	0	0
Schuster, Chicago .....	13	51	19	.373	0	3	2	0	2
Witek, New York.....	153	622	230	.370	55	41	23	0	21
Hermanski, Brooklyn .....	18	60	22	.367	12	11	7	1	2
Wyatt, Brooklyn .....	27	60	22	.367	4	1	2	0	4
Hack, Chicago .....	144	533	195	.366	35	82	27	0	3
Kampouris, Brooklyn .....	19	44	16	.364	4	17	6	1	2
Dahlgren, Philadelphia .....	136	508	184	.362	56	50	39	2	22
Livingston, Philadelphia-Chicago ..	120	376	136	.362	34	31	26	2	12
Baker, Pittsburgh .....	63	172	62	.360	26	22	6	3	6
Russell, Pittsburgh .....	146	533	191	.358	44	77	67	1	13
Rubeling, Pittsburgh .....	47	168	60	.357	9	8	17	0	5
Kerr, New York.....	27	98	35	.357	12	8	5	2	2
Bartell, New York.....	99	337	120	.356	28	47	27	7	8
Gustine, Pittsburgh .....	112	414	147	.355	43	32	36	0	8
Schultz, Brooklyn .....	45	182	64	.352	34	6	24	2	5
Mead, New York.....	37	146	51	.349	13	10	15	0	3
E. Adams, St. Louis-Philadelphia.....	119	429	149	.347	39	43	71	0	8
Ross, Boston .....	94	285	99	.347	32	26	67	1	7
Crabtree, Cincinnati .....	95	254	88	.347	26	25	17	2	12
May, Philadelphia .....	137	415	143	.345	48	56	21	1	18
Masi, Boston .....	80	238	82	.345	28	27	20	0	10
Waddell, Pittsburgh-Philadelphia ..	145	524	180	.344	68	48	22	2	13
Sewell, Pittsburgh .....	41	105	36	.343	17	2	21	0	2
Bragan, Brooklyn .....	74	220	75	.341	24	15	16	0	7
Rucker, New York.....	132	505	171	.339	46	22	44	0	3
Marion, St. Louis.....	129	418	141	.337	52	32	37	2	4
Murtaugh, Philadelphia .....	113	451	151	.335	35	10	23	2	9
Novikoff, Chicago .....	78	233	78	.335	28	18	15	1	10
Frey, Cincinnati .....	144	586	196	.334	43	76	56	0	2
Shoun, Cincinnati .....	45	42	14	.333	5	3	5	0	0
Salvo, Philadelphia-Boston .....	22	30	10	.333	3	2	9	0	1
Orengo, New York-Brooklyn.....	90	281	93	.331	30	40	48	0	9
G. Walker, Cincinnati.....	114	429	141	.329	54	12	38	3	13
Workman, Boston .....	153	615	202	.328	67	53	72	3	7
Mesner, Cincinnati .....	137	504	165	.327	52	26	20	1	14
Lakeman, Cincinnati .....	22	55	18	.327	6	3	11	0	2
Sauer, Chicago .....	14	55	18	.327	9	3	6	1	2
Farrell, Boston .....	85	280	91	.325	21	16	15	0	10





### PITTSBURGH PIRATES, 1943

Top row—O'Brien, Sewell, Jorgensen, trainer; Cuccurullo, Podgajny, Camelli, Hebert, Butcher, Gee, Wyrstek, Coscart, Lopez, Van Robays, Baker, Gustine, Fletcher, Wagner, coach; Rescigno, Barrett. Bottom row—Rubeling, Gornicki, Flowers, coach; Rice, field director and assistant secretary; Watters, vice-president-secretary-treasurer; Frisch, manager; Benswanger, president; Davis, coach; Brandt, Elliott, Russell, DiMaggio, Klinger.



Player and Club.	G.	AB.	TB.	Slug.	RBI.	BB.	SO.	HP.	GL. DP.
Dickson, St. Louis.....	31	34	11	.324	6	0	1	0	0
Finley, Philadelphia.....	28	81	26	.321	7	4	10	0	3
Reyes, New York.....	40	125	40	.320	13	4	12	2	1
Dallessandro, Chicago.....	87	176	56	.318	31	40	14	1	2
Lopez, Pittsburgh.....	118	372	118	.317	39	44	25	0	6
Demaree, St. Louis.....	39	86	27	.314	9	8	4	0	6
Marshall, Cincinnati.....	132	508	159	.313	39	34	52	2	6
Merullo, Chicago.....	129	453	142	.313	25	26	42	2	10
Garms, St. Louis.....	90	249	78	.313	22	13	8	2	4
Hopp, St. Louis.....	91	241	74	.307	25	24	22	1	2
Moore, Brooklyn-Philadelphia.....	74	192	59	.307	20	26	16	0	5
Coscarart, Pittsburgh.....	133	491	150	.305	48	46	48	0	10
Maynard, New York.....	121	393	120	.305	32	24	27	0	8
J. Barrett, Pittsburgh.....	130	290	88	.303	32	32	23	4	3
Hernandez, Chicago.....	43	126	38	.302	9	9	9	1	4
Owen, Brooklyn.....	106	365	110	.301	54	25	15	1	9
Miller, Cincinnati.....	154	576	169	.293	71	33	43	4	10
McCullough, Chicago.....	87	266	78	.293	23	24	33	1	6
Padden, Philadelphia.....	17	41	12	.293	1	2	6	1	2
Barna, New York.....	40	113	33	.292	12	16	9	0	1
Seminick, Philadelphia.....	22	72	21	.292	5	7	22	0	3
Munger, St. Louis.....	32	28	8	.286	3	1	5	0	1
Passeau, Chicago.....	35	96	27	.281	5	0	30	0	2
Kluttz, Boston.....	66	207	58	.280	20	15	9	0	5
Stanky, Chicago.....	142	510	142	.279	47	92	42	2	13
Jurges, New York.....	136	481	134	.279	29	53	38	4	11
Klinger, Pittsburgh.....	33	65	18	.277	4	5	2	0	4
Derringer, Chicago.....	32	58	16	.276	2	0	6	0	1
Ostrowski, Chicago.....	10	29	8	.276	3	3	8	1	2
Busby, Philadelphia.....	26	40	11	.275	5	2	1	0	2
Hebert, Pittsburgh.....	35	59	16	.271	5	2	7	0	2
Naylor, Philadelphia.....	33	120	32	.267	14	12	16	1	8
Stewart, Philadelphia.....	110	336	89	.265	24	32	41	2	8
Brown, St. Louis.....	34	110	28	.255	8	6	1	0	0
Martin, Chicago.....	64	118	30	.254	5	15	10	0	2
Glossop, Brooklyn.....	87	217	55	.253	21	28	27	1	1
Joost, Boston.....	124	421	106	.252	20	68	80	0	8
Burns, Boston.....	52	135	34	.252	5	8	25	2	6
Newsom, Brooklyn.....	22	44	11	.250	6	0	11	0	1
Culp, Philadelphia.....	10	24	6	.250	2	3	3	0	1
Trinkle, New York.....	11	12	3	.250	0	2	2	0	0
Karl, Philadelphia.....	11	8	2	.250	0	2	3	0	0
MacFayden, Boston.....	10	4	1	.250	0	0	1	0	0
Stone, Cincinnati.....	13	4	1	.250	0	0	0	0	0
Ryan, Boston.....	132	457	114	.249	24	58	56	0	7
Wietelmann, Boston.....	153	534	131	.245	39	46	40	3	9
Fallon, St. Louis.....	36	78	19	.244	5	2	9	1	3
Platt, Chicago.....	20	41	10	.244	2	1	7	0	1
Mancuso, New York.....	94	252	61	.242	20	28	16	2	13
Poland, New York-Boston.....	48	153	37	.242	15	5	11	0	3
Chase, New York.....	23	42	10	.238	0	1	7	0	1
Brecheen, St. Louis.....	29	42	10	.238	3	2	8	1	0
D. Johnson, Chicago.....	10	42	10	.238	1	2	4	0	0
Hamrick, Philadelphia.....	44	160	37	.231	9	8	23	0	3
Warneke, Chicago.....	21	26	6	.231	0	5	6	0	1
M. Cooper, St. Louis.....	37	100	23	.230	11	2	14	0	2
Brewster, Cincinnati-Philadelphia.....	56	167	38	.228	12	10	20	2	2
Riddle, Cincinnati.....	36	93	21	.226	7	5	11	0	2
Gornicki, Pittsburgh.....	42	40	9	.225	2	0	16	0	1
Podgajny, Philadelphia-Pittsburgh.....	34	27	6	.222	2	0	4	1	0
White, St. Louis.....	21	23	6	.214	0	1	2	0	1
Bithorn, Chicago.....	39	92	19	.207	8	4	10	1	2
Cooney, Brooklyn.....	37	34	7	.206	2	4	3	0	1
Rescigno, Pittsburgh.....	37	35	7	.200	1	5	11	0	0
Hubbell, New York.....	12	20	4	.200	0	1	2	0	1
Erickson, Chicago.....	15	15	3	.200	3	1	6	0	0
Butcher, Pittsburgh.....	33	61	12	.197	4	2	5	0	0
Geary, Pittsburgh.....	46	166	32	.193	13	18	6	0	1
Javery, Boston.....	41	104	20	.192	3	2	34	0	2
Gee, Pittsburgh.....	15	26	5	.192	4	2	6	0	0
Wyrostek, Pittsburgh.....	51	79	15	.190	1	3	15	0	1
Allen, Brooklyn-New York.....	32	21	4	.190	1	2	3	0	0



Park-Like Setting Marks Location of Forbes Field

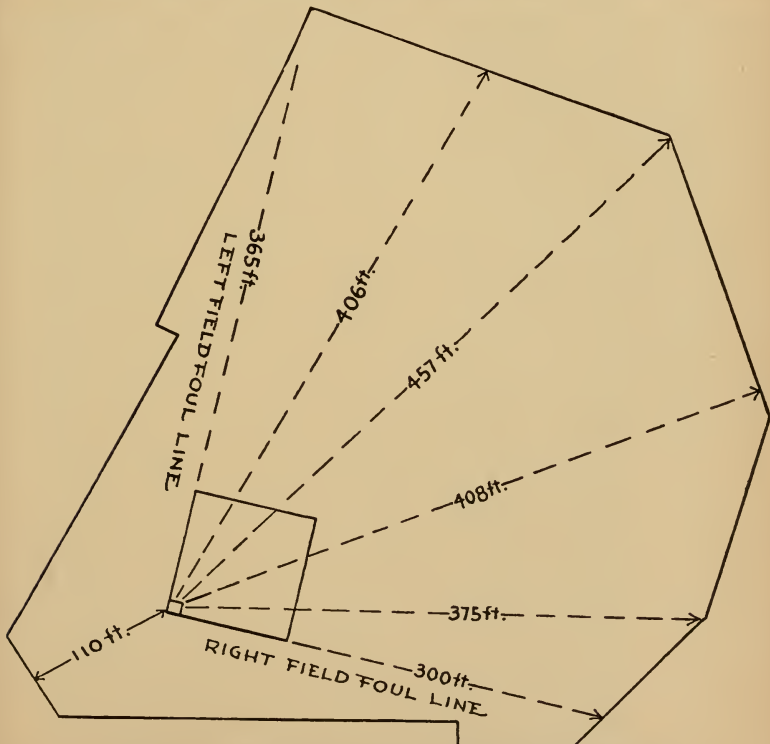


Diagram of Forbes Field, Where Pittsburgh Pirates Play

Player and Club.	G.	AB.	TB.	Slug. Pct.	RBI.	BB.	SO.	HP.	GI. DP.
Andrews, Boston	36	90	17	.189	7	9	22	0	2
Heltzel, Boston	29	86	16	.186	5	7	13	0	1
Lee, Chicago-Philadelphia	26	43	8	.186	1	2	9	0	0
Pollet, St. Louis	16	43	8	.186	1	1	9	0	0
Higbe, Brooklyn	35	65	12	.185	1	3	12	0	1
C. Melton, New York	34	54	10	.185	2	8	14	0	2
Heusser, Cincinnati	26	27	5	.185	2	0	5	0	1
Krist, St. Louis	34	60	11	.183	2	1	13	0	1
Mungo, New York	49	44	8	.182	2	1	14	0	0
S. Johnson, Philadelphia	21	33	6	.182	2	3	8	0	1
Berres, New York	20	28	5	.179	0	1	2	0	1
Prim, Chicago	29	12	2	.167	1	1	2	0	0
Lanning, Pittsburgh	12	6	1	.167	0	0	0	0	0
Dietz, Pittsburgh-Philadelphia	31	6	1	.167	0	1	2	0	0
Lanier, St. Louis	32	73	12	.164	5	1	5	0	1
Davis, Brooklyn	31	55	9	.164	3	5	14	0	2
Macon, Brooklyn	45	55	9	.164	6	0	1	0	1
Kimball, Brooklyn-Philadelphia	39	19	3	.158	3	5	8	0	0
Gumbert, St. Louis	21	45	7	.156	1	1	11	0	1
Gerheuser, Philadelphia	38	71	11	.155	9	3	19	1	1
Head, Brooklyn	47	46	7	.152	3	1	7	0	0
DePhillips, Cincinnati	35	20	3	.150	2	1	5	0	0
C. Barrett, Boston	38	81	12	.148	6	0	10	1	1
Vander Meer, Cincinnati	40	95	14	.147	5	9	28	0	2
Becker, Chicago	24	69	10	.145	2	9	6	0	3
Beggs, Cincinnati	39	35	5	.143	4	2	10	0	0
Brandt, Pittsburgh	29	7	1	.143	0	0	0	0	0
R. Barrett, Chicago-Philadelphia	38	58	8	.138	1	7	8	0	2
Starr, Cincinnati	36	74	10	.135	6	1	25	0	0
Todd, Chicago	21	45	6	.133	1	1	5	0	1
Feldman, New York	44	30	4	.133	1	3	3	0	0
A. Adams, New York	70	32	4	.125	1	2	4	0	0
Webber, Brooklyn	54	25	3	.120	0	2	9	0	0
Wittig, New York	40	51	6	.118	2	1	14	0	0
R. Melton, Brooklyn	30	38	4	.105	3	1	13	0	0
Wyse, Chicago	40	50	5	.100	1	2	16	0	2
C. Klein, Philadelphia	12	20	2	.100	3	0	3	0	0
Fuchs, Philadelphia	17	22	2	.091	0	0	5	0	1
Narron, St. Louis	10	11	1	.091	0	1	2	0	0
Lohrman, New York-Brooklyn	27	34	3	.088	3	2	11	0	1
Kraus, Philadelphia	35	60	5	.083	2	3	23	0	1
East, New York	17	13	1	.077	1	1	4	0	0
Conger, Philadelphia	13	16	1	.063	0	2	3	0	0
Hanyzewski, Chicago	33	41	2	.049	1	0	13	0	2
Matthewson, Philadelphia	12	2	0	.000	0	0	1	0	0
Shuman, Pittsburgh	11	2	0	.000	0	0	1	0	0
Cardoni, Boston	11	7	0	.000	0	0	5	0	0
Fleming, Chicago	11	8	0	.000	0	0	2	0	1
Odom, Boston	22	12	0	.000	0	0	3	0	0
Cuccinello, Boston	13	19	0	.000	2	3	1	0	0

## NATIONAL LEAGUE FIELDING AVERAGES


### CLUB FIELDING.

Club.	G.	DP.	TP.	PB.	LOB.	PO.	A.	E.	TC.	Pct.
Cincinnati	155	193	..	6	1123	4269	1950	125	6284	.980
St. Louis	137	183	..	13	1184	4278	1788	151	6217	.976
New York	156	140	..	11	1108	4180	1897	166	6243	.973
Pittsburgh	157	159	..	3	1174	4199	1890	170	6259	.973
Chicago	154	138	..	14	1172	4156	1828	168	6152	.973
Brooklyn	153	137	..	13	1192	4115	1683	168	5966	.972
Boston	153	139	..	2	1077	4192	2023	176	6391	.972
Philadelphia	157	143	..	11	1129	4181	1788	189	6158	.969
Totals	1232	..	..	73	9159	33510	14847	1313	49670	.974

### INDIVIDUAL FIELDING.

#### FIRST BASEMEN.

Player and Club.	Thrs.	G.	PO.	A.	E.	TC.	DP.	Pct.
Galan, August J., Brooklyn	R	13	131	17	0	148	8	1.000
Fletcher, Elbert P., Pittsburgh	L	154	1541	108	6	1655	141	.996



### CHICAGO CUBS, 1943

Top row—Bithorn, Pafko, Holm, Dallessandro, Stanky, Gilbert, Warneke, Platt, Goodman. Middle row—Hanyzewski, Ostrowski, Signer, Burrows, Nicholson, Merullo, Kreitner, Wyse, Prim, Johnson. Bottom row—Hack, Derringer, Schuster, McCullough, Todd, coach; Spalding, coach; Wilson, manager; Cuyler, coach; Livingston, Erickson, Posseau, LaPorta, batboy.

## FIRST BASEMEN—Continued.

Player and Club.	Thrs.	G.	PO.	A.	E.	TC.	DP.	Pct.
McCarthy, John J., Boston.....L	78	839	53	4	896	51	.998	
Farrell, M. Kerby, Boston.....L	69	740	50	3	793	61	.996	
Sanders, Raymond F., St. Louis.....R	141	1302	71	7	1380	142	.995	
McCormick, Frank A., Cincinnati.....R	120	1156	85	6	1247	118	.995	
Reyes, Napoleon, New York.....R	38	340	9	2	351	25	.994	
Haas, Berthold, Cincinnati.....R	44	364	42	3	409	46	.993	
Camilli, Adolph, Brooklyn.....L	95	853	60	7	920	78	.992	
Orengo, Joseph, New York.....R	82	730	61	6	797	49	.992	
Gordon, Sidney, New York.....R	41	423	25	4	452	48	.991	
Waddell, James C., Philadelphia.....L	82	749	56	10	815	62	.988	
Dahlgren, Ellsworth T., Philadelphia...R	73	714	46	9	769	68	.988	
Schultz, Howard, Brooklyn.....R	45	386	33	6	425	27	.986	
Cavarretta, Philip J., Chicago.....L	134	1290	67	18	1375	103	.985	
Becker, Heinz, Chicago.....R	18	161	15	3	179	9	.983	
Hopp, John L., St. Louis.....L	27	173	16	6	195	13	.969	

## Less Than Ten Games.

Player and Club.	Thrs.	G.	PO.	A.	E.	TC.	DP.	Pct.
Stewart, Glen, Philadelphia.....R	8	44	0	0	44	1	1.000	
Livingston, Thompson O., 2 Phil.-4 Chi..R	6	40	4	0	44	6	1.000	
Russell, James W., Pittsburgh.....R	6	38	0	0	38	3	1.000	
Medwick, Joseph M., New York.....R	3	26	1	0	27	1	1.000	
Martin, Stuart McG., Chicago.....R	2	23	1	0	24	1	1.000	
Cooney, John W., Brooklyn.....L	3	16	0	0	16	1	1.000	
Tobin, James, Boston.....R	1	7	1	0	8	1	1.000	
Brubaker, Wilbur L., Boston.....R	3	7	1	0	8	2	1.000	
Goldstein, Leslie, Cincinnati.....L	2	7	0	0	7	0	1.000	
Etchison, Clarence, Boston.....L	6	41	2	2	45	7	.956	
Workman, Charles, Boston.....R	3	31	4	2	36	2	.946	
Macon, Max C., Brooklyn.....L	3	11	0	1	12	2	.917	
Gustine, Frank W., Pittsburgh.....R	1	3	0	3	6	1	.500	
Moore, D. C., Philadelphia.....R	1	0	0	0	0	0	.000	
Wyrostek, John, Pittsburgh.....R	1	0	0	0	0	0	.000	

## SECOND BASEMEN.

Player and Club.	Thrs.	G.	PO.	A.	E.	TC.	DP.	Pct.
Williams, Woodrow, Cincinnati.....R	12	32	38	1	71	5	.986	
Frey, Linus R., Cincinnati.....R	144	399	461	13	873	112	.985	
Martin, Stuart McG., Chicago.....R	22	37	63	2	102	10	.980	
Brown, James R., St. Louis.....R	19	44	45	2	91	9	.978	
Rubeling, Albert, Pittsburgh.....R	44	87	138	6	231	27	.974	
Klein, Louis F., St. Louis.....R	126	301	356	18	675	99	.973	
Stewart, Glen, Philadelphia.....R	18	49	54	3	106	9	.972	
Herman, William J., Brooklyn.....R	117	291	322	18	631	69	.971	
Murtaugh, Daniel E., Philadelphia.....R	113	211	345	18	574	76	.969	
Gustine, Frank W., Pittsburgh.....R	40	75	115	6	196	23	.969	
Fallon, George, St. Louis.....R	36	65	86	5	156	18	.968	
Witek, Nicholas J., New York.....R	153	401	505	31	937	90	.967	
Stanky, Edward R., Chicago.....R	131	362	416	27	805	78	.966	
Ryan, Cornelius J., Boston.....R	100	224	306	21	551	41	.962	
Coscarart, Peter, Pittsburgh.....R	85	186	263	18	467	54	.961	
Hamrick, Raymond, Philadelphia.....R	31	67	78	6	151	9	.960	
Johnson, Donald, Chicago.....R	10	32	35	3	70	8	.957	
Joost, Edwin, Boston.....R	60	141	167	17	325	37	.948	
Kampouris, Alexis, Brooklyn.....R	18	43	44	5	92	8	.948	
Glossop, Alban, Brooklyn.....R	24	39	39	9	87	5	.897	

## Less Than Ten Games.

Player and Club.	Thrs.	G.	PO.	A.	E.	TC.	DP.	Pct.
Campanis, Alexander, Brooklyn.....R	7	25	20	0	45	5	1.000	
Gordon, Sidney, New York.....R	3	6	8	0	12	1	1.000	
Brewster, Charles, Cincinnati.....R	2	3	2	0	5	1	1.000	
Cuccinello, Anthony F., Boston.....R	2	2	2	0	4	0	1.000	
Geraghty, Benjamin, Boston.....R	1	1	1	0	2	0	1.000	
Lowrey, Harry L., Chicago.....R	3	6	10	1	17	3	.941	
Walker, Harry W., St. Louis.....R	1	1	0	1	2	0	.500	
Wyrostek, John, Pittsburgh.....R	1	0	1	1	1	0	.000	
Elliott, Robert I., Pittsburgh.....R	2	0	0	0	0	0	.000	





As Wrigley Field Appears Looking Toward Grandstand

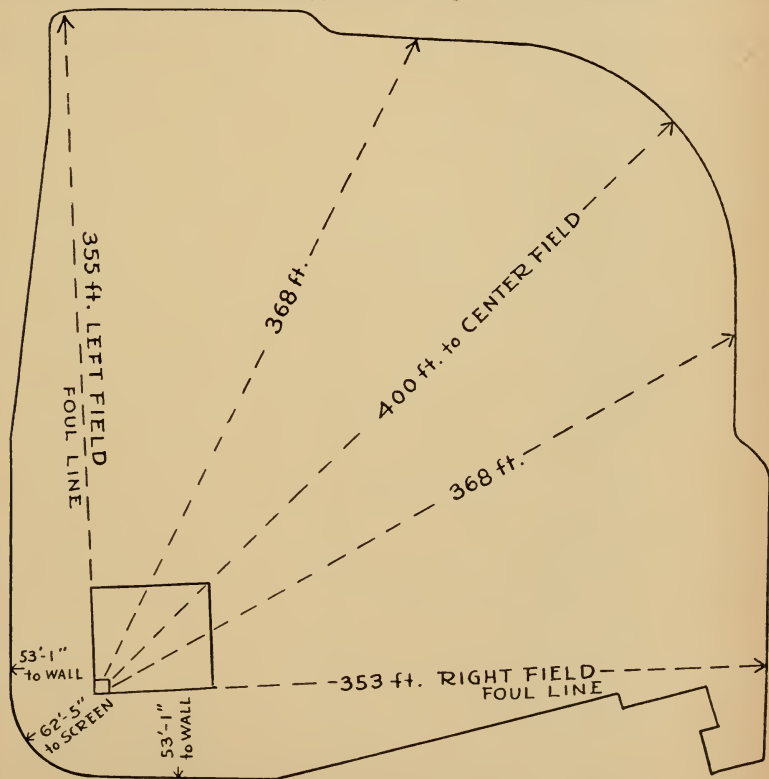


Diagram of Wrigley Field, Where Chicago Cubs Play

## THIRD BASEMEN.


Player and Club.	Thrs.	G.	PO.	A.	E.	TC.	DP.	Pct.
Jurges, William F., New York.....R	28	27	56	1	84	10	.988	
Bartell, Richard, New York.....R	54	62	131	4	197	9	.980	
Herman, William J., Brooklyn.....R	37	54	68	3	125	2	.976	
Vaughan, Floyd E., Brooklyn.....R	55	62	84	4	150	2	.973	
Ryan, Cornelius J., Boston.....R	30	33	68	3	104	6	.971	
May, Merrill G., Philadelphia.....R	132	142	280	16	438	20	.963	
Bragan, Robert R., Brooklyn.....R	12	9	16	1	26	0	.962	
Hack, Stanley C., Chicago.....R	136	149	264	17	430	11	.960	
Kurowski, George J., St. Louis.....R	137	166	255	21	442	29	.952	
Elliott, Robert L., Pittsburgh.....R	151	149	294	24	467	34	.949	
Joost, Edwin, Boston.....R	67	104	171	16	291	15	.945	
Mesner, Stephen P., Cincinnati.....R	130	132	274	24	430	29	.944	
Gordon, Sidney, New York.....R	53	62	115	11	188	12	.941	
Haas, Berthold, Cincinnati.....R	23	25	54	5	84	6	.940	
Burns, Joseph, Boston.....R	34	33	65	7	105	6	.933	
Maynard, James W., New York.....R	22	20	47	5	72	2	.931	
Glossop, Alban, Brooklyn.....R	17	13	20	3	36	1	.917	
Moore, D. C., 9 Bkn.-5 Phil.....R	14	12	21	3	36	3	.917	
Dahlgren, Ellsworth T., Philadelphia..R	35	33	52	9	94	4	.904	
Bordagaray, Stanley G., Brooklyn.....R	25	28	26	7	61	0	.885	
Heltzel, William, Boston.....R	29	18	48	9	75	3	.880	
Garms, Debs, St. Louis.....R	23	18	22	7	47	5	.851	

## Less Than Ten Games.

Player and Club.	Thrs.	G.	PO.	A.	E.	TC.	DP.	Pct.
Brown, James R., St. Louis.....R	9	12	15	0	27	4	1.000	
Hart, William W., Brooklyn.....R	6	5	12	0	17	1	1.000	
Orengo, Joseph, Brooklyn.....R	6	4	9	0	13	0	1.000	
Martin, Stuart McG., Chicago.....R	8	4	5	0	9	0	1.000	
Rubeling, Albert, Pittsburgh.....R	1	2	2	0	4	0	1.000	
Workman, Charles, Boston.....R	1	2	2	0	4	0	1.000	
Geraghty, Benjamin, Boston.....R	1	1	1	0	2	0	1.000	
Coscarart, Peter, Pittsburgh.....R	1	0	1	0	1	0	1.000	
Cuccinello, Anthony F., Boston.....R	4	5	8	1	14	2	.929	
Owen, Arnold M., Brooklyn.....R	3	3	8	1	12	0	.917	
O'Brien, Thomas, Pittsburgh.....R	9	11	19	3	33	0	.909	
Elko, Peter, Chicago.....R	9	8	15	4	27	1	.852	
Ostrowski, John, Chicago.....R	4	3	5	2	10	1	.800	
Brubaker, Wilbur L., Boston.....R	5	2	5	2	9	0	.778	
Williams, Woodrow, Cincinnati.....R	7	1	6	2	9	1	.778	
Stanky, Edward R., Chicago.....R	2	1	5	2	8	0	.750	
Hodges, Gilbert R., Brooklyn.....R	1	1	2	2	5	1	.750	
Wyrostek, John, Pittsburgh.....R	2	0	1	1	2	0	.500	
Lopez, Alfonso R., Pittsburgh.....R	1	0	1	1	2	0	.500	
Ott, Melvin T., New York.....R	1	0	0	0	0	0	.000	
Reyes, Napoleon, New York.....R	1	0	0	0	0	0	.000	

## SHORTSTOPS.

Player and Club.	Thrs.	G.	PO.	A.	E.	TC.	DP.	Pct.
Miller, Edward R., Cincinnati.....R	154	335	543	19	897	121	.979	
Schuster, William, Chicago.....R	13	34	52	2	83	14	.977	
Marion, Martin W., St. Louis.....R	128	232	424	20	676	93	.970	
Vaughan, Floyd E., Brooklyn.....R	99	175	291	17	483	55	.965	
Bartell, Richard, New York.....R	33	66	127	7	200	17	.965	
Coscarart, Peter, Pittsburgh.....R	47	96	151	10	257	30	.961	
Wletelmann, William, Boston.....R	153	307	581	40	928	91	.957	
Geary, Eugene F., Pittsburgh.....R	46	92	127	10	229	25	.956	
Jurges, William F., New York.....R	99	209	303	24	536	44	.955	
Kerr, John, New York.....R	27	60	90	7	157	10	.955	
Lowrey, Harry L., Chicago.....R	16	20	39	3	62	4	.952	
Stewart, Glen, Philadelphia.....R	77	128	232	20	380	41	.947	
Stanky, Edward R., Chicago.....R	12	16	20	2	38	7	.947	
Dahlgren, Ellsworth T., Philadelphia..R	25	53	53	6	112	11	.946	
Klein, Louis F., St. Louis.....R	51	55	88	9	152	19	.941	
Merullo, Leonard R., Chicago.....R	125	218	396	39	653	68	.940	
Gustline, Frank W., Pittsburgh.....R	68	135	230	24	389	41	.938	
Hamrick, Raymond, Philadelphia.....R	12	19	36	4	59	3	.932	
Glossop, Alban, Brooklyn.....R	33	50	102	12	164	18	.927	
Brewster, Charles, Philadelphia.....R	46	73	110	20	203	18	.901	
Barkley, John D., Brooklyn.....R	18	22	37	7	66	9	.894	



### BOSTON BRAVES, 1943

Top row—Cardoni, Ryan, Wietelmann, Farrell, Holmes, Masi, Burns. Middle row—Workman, Ross, Nieman, Salvo, Dagenhard, Lindquist, Etchison, Barrett, Joost. Bottom row—McCarthy, Javery, Poland, Andrews, Stengel, manager; Kelly, coach; Coleman, coach; Kluttz, Tobin.

Player and Club.	Less Than Ten Games.							Pct.
	Thrs.	G.	PO.	A.	E.	TC.	DP.	
Durocher, Leo E., Brooklyn.....R		6	23	11	0	34	5	1.000
Brown, James R., St. Louis.....R		6	9	16	0	25	1	1.000
Hart, William W., Brooklyn.....R		1	2	5	0	7	3	1.000
Ordenana, Antonlo, Pittsburgh.....R		1	2	5	0	7	1	1.000
Owen, Arnold M., Brooklyn.....R		1	4	2	0	6	0	1.000
Joost, Edwin, Boston.....R		1	2	3	0	5	1	1.000
Ankenman, Fred N., Brooklyn.....R		1	2	2	0	4	1	1.000
Kurowski, George J., St. Louis.....R		2	1	2	0	3	0	1.000
Garms, Debs, St. Louis.....R		1	1	0	0	1	0	1.000
DiMaggio, Vincent P., Pittsburgh.....R		1	1	4	1	6	0	.933
Bartley, Boyd O., Brooklyn.....R		9	14	21	4	39	3	.897
Del Savio, Garton, Philadelphia.....R		4	6	12	3	21	1	.857
Elliott, Robert I., Pittsburgh.....R		1	1	2	1	4	0	.750
Williams, Woodrow, Cincinnati.....R		5	4	3	3	10	1	.700
Cuccinello, Anthony F., Boston.....R		1	0	0	0	0	0	.000
Geraghty, Benjamin, Boston.....R		1	0	0	0	0	0	.000

## OUTFIELDERS.

Player and Club.	Less Than Ten Games.							Pct.
	Thrs.	G.	PO.	A.	E.	TC.	DP.	
Sauer, Edward, Chicago.....R		13	37	1	0	38	0	1.000
Demaree, J. Franklin, St. Louis.....R		23	35	1	0	36	0	1.000
Colman, Frank L., Pittsburgh.....L		11	27	0	0	27	0	1.000
Busby, Paul, Philadelphia.....R		10	25	0	0	25	0	1.000
Pafko, Andrew, Chicago.....R		13	25	0	0	25	0	1.000
Litwhiller, D. W., 34 Phila.-70 St. L.....R		104	225	12	1	238	2	.996
Holmes, Thomas F., Boston.....L		152	408	18	3	429	3	.993
Russell, James W., Pittsburgh.....R		134	285	16	3	304	3	.990
Bordagaray, Stanley G., Brooklyn.....R		53	87	6	1	94	2	.989
Workman, Charles, Boston.....R		149	310	22	4	336	7	.988
Barrett, John J., Pittsburgh.....L		99	165	6	2	173	0	.988
Maynard, James W., New York.....R		74	157	10	2	169	2	.988
DiMaggio, Vincent P., Pittsburgh.....R		156	457	16	7	480	3	.985
Adams, Elvin C., 6 St. L.-107 Phila.....R		113	309	6	5	320	1	.984
Tipton, Eric, Cincinnati.....R		139	298	8	5	311	2	.984
Barna, Herbert, New York.....R		31	58	2	1	61	0	.984
Musial, Stanley F., St. Louis.....L		155	376	15	7	398	4	.982
Lowrey, Harry L., Chicago.....R		113	315	13	6	334	4	.982
Galan, August J., Brooklyn.....R		124	347	12	7	366	1	.981
Marshall, M. Max, Cincinnati.....R		129	240	12	5	257	4	.981
Walker, Gerald H., Cincinnati.....R		106	231	8	5	244	3	.980
Novikoff, Louis, Chicago.....R		61	96	2	2	100	1	.980
Garms, Debs, St. Louis.....R		47	93	3	2	98	0	.980
Nicholson, William B., Chicago.....R		154	340	16	8	364	2	.978
Northey, Ronald J., Philadelphia.....R		145	292	19	7	318	6	.978
Haas, Berthold, Cincinnati.....R		18	43	1	1	45	0	.978
Ross, Chester J., Boston.....R		73	165	8	4	177	1	.977
Mead, Charles, New York.....R		37	77	3	2	82	3	.976
Hermanski, Eugene, Brooklyn.....R		17	36	4	1	41	1	.976
Ott, Melvin T., New York.....R		111	219	12	6	237	1	.975
Wasdell, James C., Philadelphia.....L		56	108	5	3	116	0	.974
Triplett, Herman C., 6 St. L.-90 Phil.....R		96	197	11	6	214	0	.972
Rucker, John J., New York.....R		117	300	9	10	319	3	.969
Walker, Fred, Brooklyn.....R		136	262	20	9	291	2	.969
Gordon, Sidney, New York.....R		28	60	2	2	64	0	.969
Goodman, Ival R., Chicago.....R		61	120	2	4	126	1	.968
Dallessandro, Dominic, Chicago.....L		45	87	2	3	92	0	.968
Medwick, Joseph M., 42 Brk.-74 N. Y.....R		116	195	11	7	213	2	.967
Walker, Harry W., St. Louis.....R		144	321	14	12	347	4	.965
Naylor, Earl E., Philadelphia.....R		33	101	6	4	111	2	.964
O'Brien, Thomas, Pittsburgh.....R		48	76	4	3	83	0	.964
Nleman, Elmer, Boston.....L		93	195	12	8	215	1	.963
Waner, Paul G., Brooklyn.....L		57	116	4	5	125	1	.960
Olmo, Luis R., Brooklyn.....R		57	128	6	6	140	0	.957
Platt, Mizell G., Chicago.....R		14	20	0	1	21	0	.952
Hopp, John L., St. Louis.....L		52	113	1	6	120	3	.950
Van Robays, Maurice R., Pittsburgh.....R		60	120	5	8	133	1	.940
Crabtree, Estel C., Cincinnati.....R		65	135	4	9	148	2	.939
Clay, Dalm E., Cincinnati.....R		33	42	2	3	47	0	.936
Wyrostek, John, Pittsburgh.....R		20	34	0	3	37	0	.919

Player and Club.	Less Than Ten Games.							Pct.
	Thrs.	G.	PO.	A.	E.	TC.	DP.	
Cavarretta, Phillip J., Chicago.....L		7	15	0	0	15	0	1.000
Moore, D. C., Philadelphia.....R		6	14	0	0	14	0	1.000





Braves Field From Point High in Stands

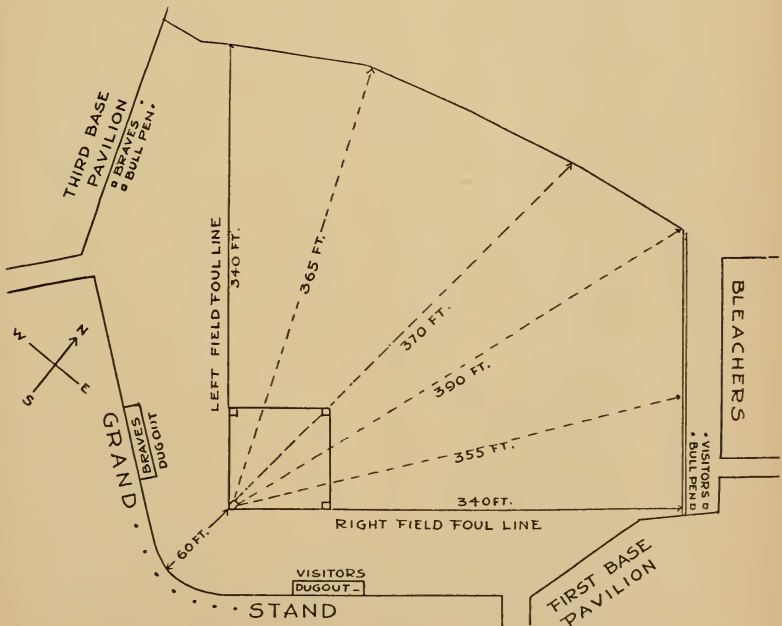


Diagram of Braves Field, Where Boston Braves Play



OUTFIELDERS—Continued.  
 Less Than Ten Games.

Player and Club.	Thrs.	G.	PO.	A.	E.	TC.	DP.	Pct.
Gilbert, Charles M., Chicago.....L		6	9	1	0	10	0	1.000
Ostrowski, John, Chicago.....R		5	8	0	0	8	1	1.000
Gillenwater, Carden, Brooklyn.....R		4	5	1	0	6	0	1.000
Burns, Joseph, Boston.....R		4	4	1	0	5	0	1.000
Cooney, John W., Brooklyn.....L		2	4	0	0	4	0	1.000
Seminick, Andrew, Philadelphia.....R		1	4	0	0	4	0	1.000
Bradford, H. Victor, New York.....R		1	3	0	0	3	0	1.000
Kelleher, Francis E., Cincinnati.....R		1	2	0	0	2	0	1.000
Aleno, Charles, Cincinnati.....R		2	2	0	0	2	0	1.000
McCormick, Myron W., Cincinnati.....R		4	10	0	1	11	0	.909
Klein, Charles H., Philadelphia.....R		2	0	0	1	1	0	.000
Glossop, Alban, Brooklyn.....R		1	0	0	0	0	0	.000

## CATCHERS.


Name and Club.	Thrs.	G.	PO.	A.	E.	TC.	DP.	Pct.	PB.
Padden, Thomas F., Phila....R		16	61	6	0	67	2	1.000	1
Lakeman, Albert, Cincinnati...R		21	55	8	0	63	2	1.000	1
Lopez, Alfonso R., Pittsburgh..R		116	378	66	4	448	9	.991	1
Livingston, T., 84 Ph.-31 Chi..R		115	382	62	4	448	5	.991	7
Masi, Philip, Boston.....R		73	192	40	2	234	2	.991	0
O'Dea, J. Kenneth, St. Louis...R		56	237	32	3	272	6	.989	4
Mueller, Raymond C., Cin....R		140	579	100	8	687	17	.988	5
Owen, Arnold M., Brooklyn....R		100	414	47	6	467	11	.987	9
Todd, Alfred C., Chicago.....R		17	62	6	1	69	2	.986	1
Hernandez, Salvadore, Chicago.R		41	132	21	3	156	1	.981	5
DePhillips, Anthony, Cin....R		35	47	5	1	53	0	.981	0
Berres, Raymond P., New York..R		17	43	9	1	53	1	.981	0
Baker, William F., Pittsburgh..R		56	157	29	4	190	3	.979	2
McCullough, Clyde E., Chicago.R		81	271	25	7	303	2	.977	5
Cooper, Walker, St. Louis....R		112	504	49	14	567	5	.975	9
Mancuso, August R., New York R		77	336	40	10	386	8	.974	5
Bragan, Robert R., Brooklyn..R		57	253	34	8	295	6	.973	1
Kluttz, Clyde F., Boston.....R		55	176	43	6	225	5	.973	1
Lombardi, Ernest N., N. Y....R		73	296	36	10	342	8	.971	6
Poland, Hugh R., 4N.Y.-38Bos.R		42	143	11	5	159	2	.969	1
Moore, D. C., 15 Brk.-21 Phil..R		36	130	20	5	155	1	.968	6
Finley, Robert, Philadelphia...R		24	78	23	4	105	0	.961	1
Culp, Benjamin, Philadelphia..R		10	21	2	1	24	0	.958	1
Seminick, Andrew, Phil.....R		22	79	14	7	100	2	.930	1

## Less Than Ten Games.

Name and Club.	Thrs.	G.	PO.	A.	E.	TC.	DP.	Pct.	PB.
Holm, William, Chicago.....R		7	21	4	0	25	0	1.000	0
Narron, Samuel, St. Louis.....R		3	8	1	0	9	0	1.000	0
Kreitner, Albert, Chicago.....R		3	8	1	0	9	0	1.000	0
Camelli, Henry, Pittsburgh....R		1	4	1	0	5	0	1.000	0
Stewart, Glen, Philadelphia...R		1	1	0	0	1	0	1.000	0
Stephenson, Joseph, New York..R		6	30	6	1	37	1	.973	0
Dahlgren, Ellsworth T., Phil...R		1	0	0	0	0	0	.000	0

## PITCHERS.

Player and Club.	Thrs.	G.	PO.	A.	E.	TC.	DP.	Pct.
Passeau, Claude W., Chicago.....R		35	13	55	0	68	5	1.000
Klinger, Robert H., Pittsburgh..R		33	14	37	0	51	2	1.000
Mungo, Van L., New York.....R		45	5	36	0	41	1	1.000
Higbe, W. Kirby, Brooklyn.....R		35	9	27	0	36	2	1.000
Brecheen, Harry D., St. Louis...L		29	8	28	0	36	3	1.000
Beggs, Joseph N., Cincinnati...R		39	5	30	0	35	2	1.000
Newsom, Louis N., Brooklyn...R		22	2	25	0	27	4	1.000
Warneke, Lonnie, Chicago.....R		21	3	22	0	25	2	1.000
Brazle, Alpha, St. Louis.....L		13	3	20	0	23	1	1.000
Macon, Max C., Brooklyn.....L		25	3	19	0	22	2	1.000
Lohrman, William L., 17 N. Y.-6 Brk.R		23	3	18	0	21	2	1.000
Heusser, Edward B., Cincinnati...R		26	6	14	0	20	1	1.000
Fuchs, Charles, Philadelphia...R		17	7	11	0	18	1	1.000
Pollet, Howard J., St. Louis...L		16	1	17	0	18	0	1.000
Dietz, Lloyd A., 8 Pitts.-21 Phila...R		29	5	10	0	15	0	1.000
White, Ernest D., St. Louis...L		14	3	12	0	15	1	1.000
Brandt, William G., Pittsburgh...R		29	1	12	0	13	0	1.000
Fleming, Leslie, Chicago.....R		11	3	10	0	13	0	1.000
Hubbell, Carl O., New York.....L		12	3	8	0	11	2	1.000
Cardoni, Armand, Boston.....R		11	1	7	0	8	0	1.000



### PHILADELPHIA PHILLIES, 1943


Top row—Matthewson, Triplett, Hamrick, May, Seminick, Gerheuser. Middle row—Miller, trainer; Kimball, Barrett, Donohue, Rowe, Lee, Kraus, Northey. Bottom row—Stewart, Wasdell, Klein, coach; Fitzsimmons, manager; Adams, Culp, McKeel.

## PITCHERS—Continued.

Player and Club.	Thrs.	G.	PO.	A.	E.	TC.	DP.	Pct.
Erickson, Paul W., Chicago.....	R	15	1	6	0	7	0	1.000
Burrows, John, Chicago.....	L	23	0	7	0	7	2	1.000
Shuman, Harry, Pittsburgh.....	R	11	0	7	0	7	1	1.000
East, G. Hugh, New York.....	R	13	0	5	0	5	0	1.000
Matthewson, Dale W., Philadelphia.....	R	11	1	4	0	5	1	1.000
MacFayden, Daniel K., Boston.....	R	10	1	4	0	5	0	1.000
Bithorn, Hiram, Chicago.....	R	39	12	57	1	70	2	.986
Riddle, Elmer R., Cincinnati.....	R	36	16	48	1	65	4	.985
Wyse, Henry W., Chicago.....	R	38	9	47	1	57	4	.982
Kraus, John, Philadelphia.....	L	34	5	49	1	55	3	.982
Starr, Raymond, Cincinnati.....	R	36	4	50	1	55	2	.982
Barrett, Richard O., 15 Chi.-23 Phila.	R	38	16	40	1	57	3	.982
Davis, Curtis B., Brooklyn.....	R	31	13	43	1	57	2	.982
Rowe, Lynwood T., Philadelphia.....	R	27	9	42	1	52	4	.981
Lanier, H. Max, St. Louis.....	L	32	8	43	1	52	2	.981
Gumbert, Harry E., St. Louis.....	R	21	10	35	1	46	0	.978
Hanyzewski, Edward M., Chicago.....	R	33	10	33	1	44	2	.977
Andrews, Nathan, Boston.....	R	36	11	71	2	81	2	.976
Barrett, Charles, Boston.....	R	38	17	55	2	74	4	.973
Wyatt, J. Whitlow, Brooklyn.....	R	26	9	27	1	37	0	.973
Walters, William H., Cincinnati.....	R	34	19	49	2	70	7	.971
Adams, Ace T., New York.....	R	70	3	28	1	32	1	.969
Munger, George, St. Louis.....	R	32	3	24	1	28	3	.964
Butcher, Albert M., Pittsburgh.....	R	33	11	40	2	53	4	.962
Feldman, Harry, New York.....	R	31	5	20	1	26	4	.962
Johnson, Silas K., Philadelphia.....	R	21	4	21	1	26	1	.962
Wittig, John, New York.....	R	40	3	22	1	26	1	.962
Prim, Raymond, Chicago.....	L	29	3	21	1	25	1	.960
Derringer, Paul, Chicago.....	R	32	3	20	1	24	0	.958
Gerheuser, Albert, Philadelphia.....	L	38	9	36	2	47	3	.957
Webber, Lester, Brooklyn.....	R	54	11	34	2	47	1	.957
Melton, Clifford G., New York.....	L	34	6	57	3	66	4	.955
Trinkle, Kenneth, New York.....	R	11	5	16	1	22	0	.955
Fischer, Reuben W., New York.....	R	22	2	18	1	21	2	.952
Vander Meer, John S., Cincinnati.....	L	36	11	67	4	82	7	.951
Shoun, Clyde M., Cincinnati.....	L	45	6	32	2	40	5	.950
Sewell, Truett B., Pittsburgh.....	R	35	13	60	4	77	4	.948
Cooper, Morton C., St. Louis.....	R	37	7	46	3	56	3	.946
Gornicki, Henry, Pittsburgh.....	R	42	7	25	2	34	1	.941
Head, Edward, Brooklyn.....	R	47	6	40	3	49	2	.939
Javery, Alva W., Boston.....	R	41	18	69	6	93	4	.935
Hebert, Wallace A., Pittsburgh.....	L	34	13	43	4	60	5	.933
Dickson, Murry M., St. Louis.....	R	31	6	21	2	29	3	.931
Conger, Richard, Philadelphia.....	R	13	1	12	1	14	0	.929
Tobin, James, Boston.....	R	33	10	66	6	82	3	.927
Allen, John T., 17 Brk.-15 N. Y.....	R	32	7	18	2	27	0	.926
Chase, Kendall, New York.....	L	21	2	22	2	26	0	.923
Salvo, Manuel, 1 Phila.-21 Boston.....	R	22	6	17	2	25	2	.920
Lee, William C., 13 Chi.-13 Phila.....	R	26	9	21	3	33	1	.909
Podgajny, John S., 13 Phila.-15 Pitts.	R	28	7	35	5	47	2	.894
Rescigno, Xavier F., Pittsburgh.....	R	37	8	16	3	27	1	.889
Odom, David, Boston.....	R	22	3	5	1	9	0	.889
Melton, Reuben F., Brooklyn.....	R	30	1	20	3	24	1	.875
Gee, John, Pittsburgh.....	L	15	2	5	1	8	0	.875
Sayles, William N., 13 N. Y.-5 Brk.....	R	23	3	10	2	15	0	.867
Krist, Howard W., St. Louis.....	R	34	1	13	3	17	1	.824
Stone, Vernon, Cincinnati.....	R	13	1	3	1	5	0	.800
Kimball, Newell W., 5 Brk.-34 Phila.	R	39	5	10	4	19	2	.789
Lanning, John Y., Pittsburgh.....	R	12	1	3	2	6	0	.667

## Less Than Ten Games.

Player and Club.	Thrs.	G.	PO.	A.	E.	TC.	DP.	Pct.
Karl, Anton, Philadelphia.....	R	9	1	8	0	9	0	1.000
Donovan, Willard, Boston.....	L	7	0	9	0	9	0	1.000
Hallett, Jack P., Pittsburgh.....	R	9	3	5	0	8	1	1.000
Barney, Rex, Brooklyn.....	R	9	1	7	0	8	1	1.000
Signer, Walter, Chicago.....	R	4	2	4	0	6	1	1.000
Jeffcoat, George, Boston.....	R	8	0	5	0	5	0	1.000
Lindquist, Carl, Boston.....	R	2	1	4	0	5	0	1.000
Dagenhard, John, Boston.....	R	2	1	4	0	5	2	1.000
Diehl, George, Boston.....	R	1	0	5	0	5	0	1.000
Beck, Walter W., Philadelphia.....	R	4	4	0	0	4	0	1.000



### NEW YORK GIANTS, 1943

Top row—Chase, Allen, Mead, Hubbell, Melton, Kerr, Wittig. Middle row—Jorges, Witek, Jonnard, coach; Ott, manager; Luque, coach; Mancuso, Maynard, Adams.

Bottom row—Chase, Allen, Mead, Hubbell, Melton, Kerr, Wittig. Middle row—Jorges, Witek, Jonnard, coach; Ott, manager; Luque, coach; Mancuso, Maynard, Adams.



## PITCHERS—Continued.

Less Than Ten Games.

Player and Club	Thrs.	G.	PO.	A.	E.	TC.	DP.	Pct.
Alderson, Dale, Chicago.....R	4	0	4	0	4	0	0	1.000
Eyrich, George, Philadelphia.....R	9	1	3	0	4	0	0	1.000
Gregg, Harold, Brooklyn.....R	5	1	3	0	4	0	0	1.000
McKee, Rogers H., Philadelphia.....L	4	0	4	0	4	0	0	1.000
Ostermueller, Frederick, Brooklyn.....L	7	0	4	0	4	0	0	1.000
Byerly, Eldred W., St. Louis.....R	2	0	2	0	2	0	0	1.000
Seward, Frank, New York.....R	1	0	2	0	2	0	0	1.000
Stout, Allyn, Boston.....R	9	1	1	0	2	0	0	1.000
Tost, Louis, Boston.....L	3	0	2	0	2	0	0	1.000
Martin, Raymond J., Boston.....R	2	0	2	0	2	0	0	1.000
Malloy, Robert, Cincinnati.....R	6	0	1	0	1	0	0	1.000
Donahue, John W., Philadelphia.....R	2	0	1	0	1	0	0	1.000
Talcott, LeRoy F., Boston.....R	1	0	1	0	1	0	0	1.000
Fitzsimmons, Fred L., Brooklyn.....R	9	4	10	1	15	1		.933
Coombs, Raymond F., New York.....R	9	0	6	1	7	0		.857
Farrell, Kerby, Boston.....L	5	0	5	1	6	1		.833
Voiselle, William, New York.....R	4	2	2	1	5	0		.800
Cuccurullo, Arthur, Pittsburgh.....L	1	1	2	1	4	1		.750
Haughey, Christopher, Brooklyn.....R	1	0	2	1	3	0		.667
Raffensberger, Kenneth, Philadelphia...L	1	0	2	1	3	0		.667
Niemes, Jacob L., Cincinnati.....R	3	0	0	0	0	0		.000
Chipman, Robert, Brooklyn.....L	1	0	0	0	0	0		.000
Webb, William, Philadelphia.....R	1	0	0	0	0	0		.000
Mooty, Jake T., Chicago.....R	2	0	0	0	0	0		.000
Sunkel, Thomas, New York.....L	1	0	0	0	0	0		.000
Lapfuska, Andrew, Philadelphia.....R	1	0	0	0	0	0		.000

## PLAYERS WITH TWO OR MORE CLUBS DURING 1943 SEASON.

The Players Listed Below Played With Two or More Clubs. The Table is Alphabetically Arranged, the Player's Record With His First Club on Top.

## PITCHERS' RECORDS.

Player—Club.	G.	GS.	CG.	FG.	IP.	W.	L.	Pct.	Sh.										ER.	Ave.
									O.	A.	B.	H.	SH.	H.B.	BB.	SO.	WP.	R.		
Allen, Brooklyn...17	1	0	4	38	5	1	.833	0	180	42	3	2	25	15	2	21	18	4	2.6	
Allen, New York...15	0	0	10	41	1	3	.250	0	169	37	4	0	14	24	4	16	14	3	0.7	
R. Barrett, Chi...15	4	0	4	45	0	4	.000	0	211	52	3	1	28	20	1	28	24	4	8.0	
R. Barrett, Phila...23	20	10	3	169	10	9	.526	1	683	137	10	2	51	65	3	53	45	2	4.0	
Dietz, Pittsburgh..8	0	0	3	9	0	3	.000	0	44	12	2	1	4	4	0	6	6	6	0.0	
Dietz, Phila.....21	0	0	13	36	1	1	.500	0	162	42	3	0	15	10	2	29	26	6	5.0	
Kimball, Brooklyn.5	0	0	3	11	1	1	.500	0	47	9	0	0	5	2	0	2	2	2	1.64	
Kimball, Phila...34	6	2	17	90	1	6	.143	0	393	85	14	1	42	33	2	47	41	4	1.0	
Lee, Chicago.....13	12	4	1	78	3	7	.300	0	336	83	5	0	27	18	3	37	31	3	3.8	
Lee, Philadelphia..13	7	2	4	61	1	5	.167	0	261	70	4	1	21	17	1	35	31	4	5.7	
Lohrman, N. Y....17	12	3	3	80	5	6	.455	0	370	110	4	2	25	16	0	51	46	5	1.1	
Lohrman, Brk....6	2	2	3	28	0	2	.000	0	121	29	4	1	10	5	1	14	11	3	5.4	
Podgajny, Phila..13	5	3	6	64	4	4	.500	0	275	77	11	0	16	13	0	32	30	4	2.2	
Podgajny, Pitts..15	5	0	5	34	0	4	.000	0	157	37	5	0	13	7	0	28	18	4	4.76	
Salvo, Phila.....1	0	0	0	1/2	0	0	.000	0	4	2	0	0	1	0	1	1	1	1	27.00	
Salvo, Boston....21	14	5	4	99	5	7	.417	1	416	99	4	1	31	26	0	49	38	3	4.6	
Sayles, New York..18	3	1	7	53	1	3	.250	0	240	60	6	0	23	38	3	29	28	4	7.5	
Sayles, Brooklyn..5	0	0	2	12	0	0	.000	0	58	13	0	0	10	5	0	14	10	7	5.0	

## BATTING RECORDS.

Player and Club.	G.	AB.	R.	H.	TB.	2B.	3B.	HR.	SH.	BB.	HP.	RBI.	SB.	SO.	Pct.
E. Adams, St. Louis...8	11	1	1	2	1	0	0	0	3	4	0	1	0	4	.091
E. Adams, Phila...111	418	48	107	147	14	7	4	9	39	0	38	2	67	256	.256
Allen, Brooklyn...17	7	2	3	4	1	0	0	2	2	0	1	0	0	.429	
Allen, New York....15	14	1	0	0	0	0	0	1	0	0	0	0	3	.000	
R. Barrett, Chicago..15	9	1	1	1	0	0	0	1	0	0	0	0	2	.111	
R. Barrett, Phila....23	49	5	7	7	0	0	0	6	7	0	1	0	6	.143	
Brewster, Cincinnati.7	8	0	1	1	0	0	0	1	0	0	0	0	1	.125	
Brewster, Philadelphia.49	159	13	35	37	2	0	0	4	10	2	12	1	19	.220	
Dietz, Pittsburgh....10	0	2	0	0	0	0	0	0	0	0	0	0	0	.000	
Dietz, Philadelphia...21	6	1	1	1	0	0	0	1	0	0	0	0	2	.167	
Kimball, Brooklyn....5	3	0	0	0	0	0	0	0	0	0	0	0	0	.000	
Kimball, Phila.....34	16	0	3	3	0	0	0	2	5	0	3	0	8	.188	
Lee, Chicago.....13	26	3	7	7	0	0	0	2	2	0	1	0	4	.269	
Lee, Philadelphia....13	17	0	1	1	0	0	0	0	0	0	0	0	5	.059	
Litwhiler, Philadelphia.36	139	23	36	57	6	0	5	0	11	0	17	1	14	.258	
Litwhiler, St. Louis...80	258	40	72	113	14	3	7	4	19	2	31	1	31	.279	





Historic Polo Grounds, Home of Giants

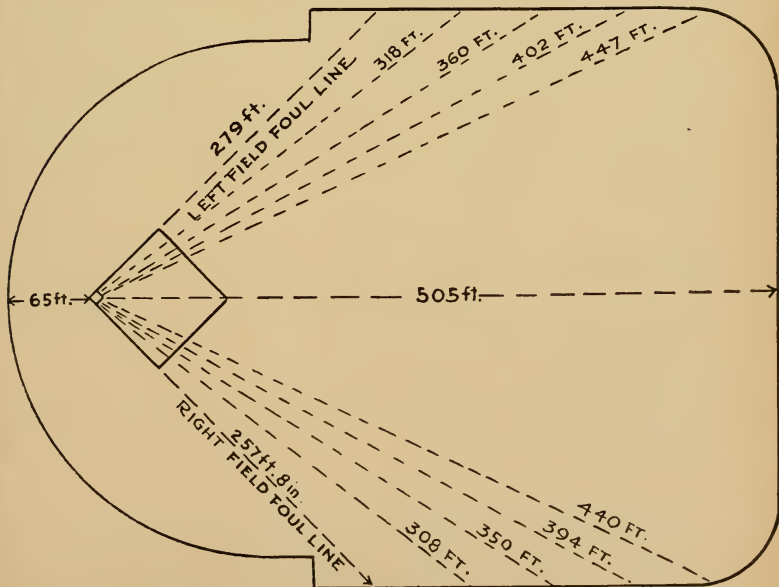


Diagram of Polo Grounds, Where New York Giants Play

Player and Club.	G.	AB.	R.	H.	TB.	2B.	3B.	H.R.	SH.	BB.	HP.	RBI.	SB.	SO.	Pct.
Livingston, Phila. ....	84	265	25	66	88	9	2	3	1	19	2	18	1	18	.249
Livingston, Chicago ...	36	111	11	29	48	5	1	4	1	12	0	16	1	8	.261
Lohrman, New York... 21	27	1	1	1	0	0	0	2	1	0	2	0	0	9	.037
Lohrman, Brooklyn ...	6	7	1	1	2	1	0	0	0	1	0	1	0	2	.143
Medwick, Brooklyn ...	48	173	13	47	57	10	0	0	0	10	1	25	1	8	.272
Medwick, New York... 78	324	41	91	132	20	3	5	3	9	0	45	0	14	.281	
Moore, Brooklyn .....	37	79	8	20	23	3	0	0	1	11	0	12	1	8	.253
Moore, Philadelphia ..	37	113	13	27	36	4	1	1	2	15	0	8	0	8	.239
Orengo, New York.....	83	266	28	58	88	8	2	6	6	36	0	29	1	46	.218
Orengo, Brooklyn .....	7	15	1	3	5	2	0	0	0	4	0	1	0	2	.200
Podgajny, Philadelphia.	13	20	2	5	5	0	0	0	1	0	1	2	0	3	.250
Podgajny, Pittsburgh ..	21	7	2	1	1	0	0	0	0	0	0	0	0	1	.143
Poland, New York....	4	12	1	1	3	0	1	0	0	1	0	2	0	0	.083
Poland, Boston .....	44	141	5	27	34	7	0	0	1	4	0	13	0	11	.191
Salvo, Philadelphia ...	1	0	0	0	0	0	0	0	0	0	0	0	0	0	.000
Salvo, Boston .....	21	30	2	8	10	0	1	0	2	2	0	3	0	9	.267
Sayles, New York....	19	13	2	4	5	1	0	0	0	0	0	0	0	3	.308
Sayles, Brooklyn .....	6	2	0	1	1	0	0	0	0	0	0	0	0	1	.500
Triplet, St. Louis....	9	25	1	2	5	0	0	1	0	1	0	4	0	6	.080
Triplet, Philadelphia .	105	360	45	98	164	16	4	14	1	28	0	52	2	28	.272
Wasdell, Pittsburgh ...	4	2	0	1	1	0	0	0	0	2	0	1	0	0	.500
Wasdell, Philadelphia .	141	522	54	136	179	19	6	4	4	46	2	67	6	22	.261



## KELL WINS LOUISVILLE SLUGGER TROPHY

George Kell, 21-year-old third baseman who was purchased by the Philadelphia Athletics late in the 1943 season, became the tenth winner of the Louisville Slugger Trophy, a full-sized sterling silver bat, presented annually to the top hitter of the minors. Playing with the champion Lancaster Red Roses of the Inter-State League, Kell batted .396 in 138 games for the best mark in all Organized Ball. For the first time since the initial award in 1934, the batting prize left the United States last summer to be presented to Out-fielder Jimmy Gruzdis of Toronto. Gruzdis was the leading minor league hitter in 1942, when he batted .418 for Thomasville in the North Carolina State League. The trophy donor is the Hillerich & Bradsby Company, Louisville, Ky., maker of the Louisville Slugger bats.



## FOUR PITCHERS TOTAL 1,043 WINS FOR GIANTS

Four pitchers, during their connection with the New York Giants, racked up a combined total of 1,000 victories for their club—1,043, to be exact. Christy Mathewson accounted for 372, Carl Hubbell for 253, Mickey Welch for 244 and Tim Keefe for 174.

Keefe may have been the first boxman to experiment with a change of pace. His slow ball was so good that other pitchers asked him to teach them how to throw it. Timothy's advice was:

"Don't make it too slow."



## THREE HITS IN GAME MADE BY ONE PLAYER

Frank Genins, playing for Sioux City of the Western Association, made three hits off Edgar McNabb of Omaha on August 22, 1891—and that represented the total number of safeties made in the game, as William (Bond Hill Billy) Hart turned in a hitless contest for the Indians.

NATIONAL LEAGUE PITCHING AVERAGES

PITCHERS WHO PITCHED AT LEAST TEN COMPLETE GAMES BASED ON LOWEST PERCENTAGE OF EARNED RUNS PER NINE-INNING GAME.

Player and Club.	Thrs.	G.	GS.	CG.	GF.	IP.	W.	L.	Pct.	Sh.	O.A.B.	H.	SH.	HB.	BB.	SO.	WT.	R.	ER.	Ave.
Pollet, Howard J., St. Louis.....	L	16	14	12	2	118	8	4	.667	5	456	83	7	2	32	61	2	26	23	1.76
Lanier, H. Max, St. Louis.....	L	32	25	14	5	213	15	7	.882	2	882	115	11	2	75	123	0	62	45	1.90
Cooper, Morton C., St. Louis.....	R	37	32	24	5	274	21	8	.724	6	1109	228	17	5	79	141	4	81	70	2.30
Wyatt, J. Whitlow, Brooklyn.....	R	26	26	13	0	181	14	5	.737	3	719	139	6	0	43	80	0	55	50	2.49
Andrews, Nathan, Boston.....	R	36	34	23	2	284	14	20	.412	3	1167	253	21	6	75	80	4	100	81	2.57
Bithorn, Hiram, Chicago.....	R	39	30	19	7	250	18	12	.600	2	1020	226	21	2	65	86	3	79	72	2.59
Butcher, Albert M., Pittsburgh.....	R	35	31	10	9	194	10	8	.566	2	804	191	15	2	57	45	3	65	56	2.60
Sewell, Truett B., Pittsburgh.....	R	35	31	25	4	265	21	9	.700	2	1113	267	10	2	75	65	2	94	77	2.62
Tobin, James, Boston.....	R	33	30	24	3	250	14	14	.500	1	1049	241	19	2	69	52	1	96	76	2.63
Riddle, Elmer R., Cincinnati.....	R	36	33	19	3	260	21	11	.656	5	1086	235	17	2	107	69	0	87	77	2.67
Klinger, Robert H., Pittsburgh.....	R	33	24	14	6	195	11	8	.579	3	809	185	17	0	58	65	0	77	59	2.72
Vander Meer, John S., Cincinnati.....	L	36	36	21	0	289	15	16	.484	3	1204	228	22	3	162	174	6	102	92	2.87
Barrett, R. O., 15 Chicago-23 Phila.....	R	38	24	10	7	214	10	13	.435	2	897	189	13	3	79	85	4	81	69	2.90
Paseau, Claude W., Chicago.....	R	35	31	18	3	257	15	12	.556	1	1075	245	22	4	66	93	2	96	83	2.91
Rowe, Lynwood T., Philadelphia.....	R	27	25	11	2	189	14	8	.636	3	824	194	6	3	29	52	2	73	63	2.94
Hebert, Wallace A., Pittsburgh.....	L	34	23	12	9	184	10	11	.476	1	785	197	13	2	45	41	1	75	61	2.98
Kraus, John, Philadelphia.....	L	34	25	10	7	200	9	15	.375	1	863	197	24	0	78	48	3	83	70	3.15
Barrett, Charles, Boston.....	R	38	31	14	5	255	12	18	.400	3	1053	240	29	2	63	64	1	107	90	3.18
Javery, Alva W., Boston.....	R	41	35	10	5	303	17	16	.515	5	1286	288	20	4	99	134	2	130	108	3.21
Walters, William H., Cincinnati.....	R	34	34	21	0	246	15	15	.500	5	1054	244	19	1	109	80	8	105	97	3.55
Derringer, Paul, Chicago.....	R	32	22	10	7	174	10	14	.417	2	743	184	8	0	39	75	3	90	69	3.57
Gerbehauser, Albert, Philadelphia.....	L	38	31	11	5	215	10	19	.345	2	936	222	20	2	70	92	6	108	86	3.60

Balks—M. Cooper, 2; Pollet, Andrews, Sewell, C. Barrett, Javery, Walters, Gerbehauser, 1 each.

Ties—Butcher, Klinger, 2 each; Lanier, Pollet, B. Barrett, Bithorn, Hebert, Gerbehauser, 1 each.

PITCHERS PARTICIPATING IN TEN OR MORE GAMES, BUT NOT PITCHING TEN COMPLETE GAMES.

Player and Club.	Thrs.	G.	GS.	CG.	GF.	IP.	W.	L.	Pct.	Sh.	O.A.B.	H.	SH.	HB.	BB.	SO.	WT.	R.	ER.	Ave.
Brazee, Alpha, St. Louis.....	L	13	9	8	2	88	8	2	.800	1	352	74	3	0	29	26	2	18	15	1.73
Breechen, Harry D., St. Louis.....	L	29	13	8	12	135	9	6	.600	1	527	98	9	3	39	68	2	41	34	2.27
Lanning, John Y., Pittsburgh.....	R	12	2	0	4	27	4	1	.800	0	114	23	2	0	9	11	0	10	7	2.33
Beggs, Joseph N., Cincinnati.....	R	39	4	0	26	115	7	6	.538	2	479	120	16	0	25	28	0	38	30	2.35
Prim, Raymond, Chicago.....	L	29	5	0	14	60	4	3	.571	0	258	67	6	0	14	27	1	24	17	2.55
Hanyzewski, Edward, Chicago.....	R	33	16	3	8	130	8	7	.533	1	557	120	16	2	45	55	3	54	37	2.56
Adams, Ace T., New York.....	R	70	3	1	52	140	11	7	.611	0	579	121	10	1	55	46	3	50	44	2.83
Gumbert, Harry E., St. Louis.....	R	21	19	7	0	133	10	5	.667	3	525	115	8	0	32	40	1	46	42	2.84
Krist, Howard W., St. Louis.....	R	34	17	9	10	164	11	5	.688	2	683	141	13	4	62	57	3	57	53	2.91
Wyse, Henry W., Chicago.....	R	38	15	8	14	156	9	7	.563	2	647	160	9	2	34	45	1	57	51	2.94
Newson, Louis N., Brooklyn.....	R	22	12	6	7	125	9	4	.692	1	528	113	5	2	57	75	3	51	42	3.02
Shoun, Clyde M., Cincinnati.....	L	45	5	2	29	147	14	5	.737	0	601	131	11	0	46	61	0	52	50	3.06
Rescigno, Xavier F., Pittsburgh.....	R	37	14	5	8	133	6	9	.400	1	554	125	11	2	45	41	2	52	46	3.11
Brandt, William G., Pittsburgh.....	R	29	3	0	12	57	4	1	.800	0	254	57	4	1	19	17	2	25	20	3.16
Warneke, Lonnie, Chicago.....	R	21	10	4	5	88	4	5	.444	0	354	82	3	0	18	30	0	40	31	3.17
Melton, Clifford G., New York.....	L	34	28	6	6	186	9	13	.409	2	806	184	19	3	69	55	3	85	66	3.19
Johnson, Slias K., Philadelphia.....	R	21	14	9	6	113	8	3	.727	1	473	111	11	0	25	46	1	48	41	3.27

Player and Club.	G.	GS.	CG.	GF.	IP.	W.	L.	Pct.	Sh.O.A.B.	H.	SH.	HB.	BB.	SO.	WP.	R.	ER.	Ave.	
Heusser, Edward B., Cincinnati.....	R	26	10	2	6	91	4	3.571	1	380	97	4	0	23	28	1	40	35	3.46
Salvo, Manuel, 1 Phil.-21 Boston.....	R	22	14	5	4	99	5	7.417	1	420	101	4	1	32	26	1	50	39	3.55
Dickson, Murry M., St. Louis.....	R	31	7	2	11	116	8	2.417	0	496	114	3	1	49	44	1	51	46	3.57
Starr, Raymond, Cincinnati.....	R	36	33	9	2	170	11	10.524	2	923	201	18	5	91	42	0	93	88	3.65
Head, Edward, Brooklyn.....	R	47	18	7	17	107	10	4.74	3	741	166	12	0	66	83	2	75	69	3.65
Allen, John T., 17 Bkn.-15 N. Y.....	R	32	1	0	14	79	6	4.600	0	349	79	7	2	39	39	6	37	32	3.65
Higbe, W. Kirby, Brooklyn.....	R	35	27	8	5	185	13	10.565	1	823	189	6	5	95	108	4	81	76	3.70
Trinkie, Kenneth, New York.....	R	11	6	1	1	46	1	5.167	0	205	51	4	1	15	10	0	23	19	3.72
White, Ernest D., St. Louis.....	L	14	10	5	2	79	5	5.500	1	343	78	6	1	33	28	3	38	33	3.76
Davis, Curtis B., Brooklyn.....	R	31	21	8	8	104	10	13.435	2	705	182	17	2	39	47	1	85	69	3.79
Webber, Lester, Brooklyn.....	R	54	0	0	27	116	2	2.500	0	516	112	17	5	69	24	4	54	49	3.80
Burrows, John, Chicago.....	L	23	1	0	12	33	0	2.000	0	140	25	0	2	16	18	0	17	14	3.82
Kimball, Newell W., 5 Bkn.-34 Phil.....	R	39	6	2	21	101	2	7.222	0	440	94	14	1	47	35	2	49	43	3.83
Mungo, Van L., New York.....	R	45	13	2	10	134	3	7.300	2	679	140	19	6	79	83	3	68	67	3.92
Melton, Reuben F., Brooklyn.....	R	30	17	4	6	119	5	8.385	2	528	102	7	5	79	63	2	62	52	3.93
Munger, George, St. Louis.....	R	32	9	5	14	93	9	5.643	0	412	101	11	0	42	45	2	47	41	3.97
Gornieki, Henry, Pittsburgh.....	R	42	19	4	13	147	9	13.409	1	639	165	13	2	47	63	3	86	65	3.98
Lee, William C., 13 Chi.-13 Phil.....	R	26	19	6	5	139	4	12.250	0	597	153	9	1	48	35	4	72	62	4.01
Chase, Kendall, New York.....	L	21	20	4	1	129	4	12.250	1	593	140	8	2	74	86	6	70	59	4.12
Wittig, John, New York.....	R	40	22	4	12	164	5	15.250	1	714	171	9	0	76	56	1	85	77	4.23
Fuchs, Charles, Philadelphia.....	R	17	9	4	4	78	2	7.222	1	335	76	12	3	34	12	0	40	37	4.27
Gee, John, Pittsburgh.....	L	15	10	2	2	82	4	4.500	0	351	89	6	0	27	18	2	42	39	4.28
Feldman, Harry, New York.....	R	31	10	1	8	105	4	5.444	0	477	114	7	4	58	49	2	59	50	4.29
Stone, Vernon, Cincinnati.....	R	13	0	0	5	25	0	1.000	0	105	23	0	0	8	11	0	14	12	4.32
Podgajny, 13 Phil.-15 Pitts.....	R	28	10	3	12	98	4	8.333	0	432	114	16	0	29	20	0	60	48	4.41
Fischer, Reuben W., New York.....	R	22	17	4	2	131	5	10.333	0	568	140	9	2	59	47	1	69	67	4.60
Lohrman, William L., 17 N. Y.-6 Bkn.....	R	23	14	5	6	108	5	8.385	0	491	139	8	3	35	21	1	65	57	4.75
Matthewson, Dale W., Philadelphia.....	R	11	1	0	7	26	0	3.000	0	108	26	4	0	8	8	0	14	14	4.85
Hubbell, Carl O., New York.....	L	12	11	3	0	66	4	4.500	0	299	87	5	0	24	31	4	36	36	4.91
Odum, David, Boston.....	R	22	3	1	13	55	0	3.000	0	238	54	3	4	30	17	1	32	32	5.24
Sayles, William, 18 N. Y.-5 Bkn.....	R	23	3	1	9	65	1	3.250	0	293	73	6	0	33	43	3	43	38	5.26
Shuman, Harry, Pittsburgh.....	R	11	0	0	6	22	0	0.000	0	103	30	4	2	8	5	0	20	13	5.32
East, G. Hugh, New York.....	R	13	5	1	3	40	1	3.250	0	196	51	0	0	25	21	1	27	24	5.40
Macon, Max C., Brooklyn.....	L	25	9	0	12	77	7	5.583	0	353	89	4	4	32	21	0	54	51	5.98
MacFayden, Daniel K., Boston.....	R	10	1	0	5	21	2	1.667	0	100	31	0	1	9	5	0	14	14	6.00
Conger, Richard, Philadelphia.....	R	13	10	2	1	55	2	7.222	0	255	72	6	5	24	18	6	46	37	6.05
Erickson, Paul W., Chicago.....	R	15	4	0	6	43	1	3.250	0	195	47	3	2	22	24	2	32	29	6.07
Dietsch, Lloyd A., 8 Pitts.-21 Phil.....	R	29	0	0	16	45	1	4.200	0	206	54	5	1	19	14	2	35	32	6.40
Cardoni, Armand, Boston.....	R	11	0	0	10	28	0	0.000	0	131	38	3	1	14	5	1	20	20	6.43
Fleming, Leslie, Chicago.....	R	11	0	0	4	32	0	1.000	0	150	40	3	3	12	12	0	24	23	6.47

Balks—Fuchs, 2; Krist, Johnson, Wyse, Brandt, C. Melton, Starr, Allen, Webber, Gornieki, Podgajny, Macon, 1 each.  
 Times—Kimball, Mungo, 2 each; Brecheen, Krist, C. Melton, John on. Gornieki, Chase, Wittig, Conger, Dietz, Heusser, Rescigno, Al-  
 len, 1 each.

PITCHERS NOT OTHERWISE RATED.

Player and Club.	G.	GS.	CG.	GF.	IP.	W.	L.	Pct.	Sh.O.A.B.	H.	SH.	HB.	BB.	SO.	WP.	R.	ER.	Ave.		
Dagenhard, John, Boston.....	R	2	1	1	1	11	1	0	1,000	0	46	9	0	2	4	2	1	2	0	0.00
Moody, Jake T., Chicago.....	R	2	0	0	0	1	0	0.000	0	6	2	0	0	1	1	0	0	0	0	0.00
Chipman, Robert, Brooklyn.....	L	1	0	0	1	2	0	0.000	0	7	2	0	0	2	0	0	0	0	0	0.00

Player and Club.	G.	GS.	CG.	GF.	IP.	W.	L.	Pct.	Sh.O.A.B.	H.	SH.	HR.	BB.	SO.	WP.	R.	ER.	Are.	
Raffensberger, Kenneth, Philadelphia...	1	1	1	0	8	0	1	.000	0	33	7	2	0	2	3	0	1	1.13	
Hallett, Jack P., Pittsburgh.	9	4	2	1	48	1	2	.333	1	185	36	3	1	11	11	2	11	9	1.69
Donovan, Willard, Boston.	7	0	0	2	15	1	0	1.000	0	69	17	4	0	9	1	2	4	3	1.80
Voiselle, William, New York.	4	4	3	0	31	1	2	.333	0	134	18	3	0	14	19	0	10	7	2.03
Signer, Walter, Chicago.	4	1	0	0	25	2	1	.667	0	104	24	2	0	4	5	1	8	8	2.88
Jeffcoat, George, Boston.	8	1	0	3	18	1	2	.333	0	79	15	0	0	10	10	0	10	6	3.00
Seward, Frank, New York.	1	1	1	0	9	0	1	.000	0	42	12	0	0	5	2	1	3	3	3.00
Seward, George, Philadelphia.	9	0	0	6	19	0	0	.000	0	90	23	2	0	9	5	0	8	7	3.32
Ostermuller, Fred, Brooklyn.	7	1	0	4	27	1	1	.500	0	12	21	1	0	12	15	0	11	10	3.33
Beyerly, Eldred W., St. Louis.	2	2	0	0	13	1	0	1.000	0	56	14	1	0	5	6	0	6	5	3.46
Haughey, M. Kerstophel, Brooklyn.	1	0	0	1	7	0	1	.000	0	33	5	2	0	10	0	0	6	3	3.86
Farrall, M. Kerby, Boston.	5	0	0	4	23	0	1	.000	0	97	24	1	0	9	4	2	11	11	4.30
Diehl, George, Boston.	1	0	0	1	4	0	0	.000	0	19	4	1	0	3	1	0	2	2	4.50
Donahue, John, Philadelphia.	2	0	0	2	4	0	0	.000	0	13	4	0	1	1	1	1	3	2	4.50
Tost, Louis, Boston.	3	1	0	1	7	0	1	.000	0	32	10	0	0	4	3	0	5	4	5.14
Fitzsimmons, Fred, L., Brooklyn.	9	7	0	2	45	3	4	.429	1	201	50	1	1	21	12	0	29	27	5.40
Niemes, Jacob L., Cincinnati.	3	0	0	3	3	0	0	.000	0	15	5	0	0	2	1	0	3	2	6.00
McKeel, Rogers II., Philadelphia.	4	1	1	2	13	1	0	1.000	0	59	12	1	0	5	1	2	9	9	6.23
Lindquist, Carl, Boston.	2	2	0	0	13	0	2	.000	0	58	17	0	0	4	1	0	10	9	6.23
Malloy, Robert, Cincinnati.	6	0	0	3	10	0	0	.000	0	29	14	3	0	8	4	0	8	7	6.30
Barney, Rex, Brooklyn.	9	8	1	0	45	2	2	.500	0	214	36	5	2	41	23	1	32	32	6.40
Alderson, Dale, Chicago.	4	2	0	2	14	0	1	.000	0	63	21	1	0	3	4	0	12	10	6.43
Cuccurullo, Arthur, Pittsburgh.	1	1	0	0	7	0	1	.000	0	34	10	0	0	3	3	0	7	5	6.43
Karl, Anton, Philadelphia.	9	2	0	1	27	1	2	.333	0	132	44	6	0	11	4	2	22	21	7.00
Stout, Allyn, Boston.	9	0	0	5	9	1	0	1.000	0	49	17	0	0	4	3	0	12	7	7.00
Martin, Raymond J., Boston.	2	0	0	2	3	0	0	.000	0	14	3	0	0	1	1	0	3	3	9.00
Sunkel, Thomas, New York.	1	1	0	0	3	0	0	.000	0	16	4	0	0	3	0	0	3	3	9.00
Webb, William, Philadelphia.	1	0	0	1	1	0	0	.000	0	4	1	0	0	1	0	0	1	9	9.00
Gregg, Harold, Brooklyn.	5	4	0	1	19	0	3	.000	0	94	21	4	0	21	7	2	21	20	9.47
Beck, Walter W., Philadelphia.	4	0	0	3	14	0	0	.000	0	68	24	0	2	5	3	0	15	15	9.64
Coomb, Raymond F., New York.	9	0	0	6	16	0	1	.000	0	89	33	3	0	8	5	0	26	23	12.94
Talcott, LeRoy E., Boston.	1	0	0	0	1	0	0	.000	0	6	5	1	0	2	0	0	2	18	00
Laphuska, Andrew, Philadelphia.	1	0	0	0	2	0	0	.000	0	15	5	0	0	3	0	0	6	6	27.00

Ties—None.

Balks—Fitzsimmons.

PITCHERS WITH TEN OR MORE COMPLETE GAMES, RANKED ACCORDING TO COMPLETE GAME VICTORIES AND DEFEATS.

Player and Club.	G.	CG.	W.	L.	Tie	Pct.	Player and Club.	G.	CG.	W.	L.	Tie	Pct.
Bithorn, Chicago.	19	16	2	1	.889	Sewell, Pittsburgh	35	25	19	6	0	.760	
Lanier, St. Louis.	14	12	2	0	.857	Herbert, Pittsburgh	34	12	9	3	0	.750	
Wyang, Brooklyn	13	11	2	0	.846	Butcher, Pittsburgh	33	10	7	3	0	.700	
Kingler, Pittsburgh	13	11	2	1	.816	Kraus, Philadelphia	33	10	7	3	0	.700	
Rowe, Philadelphia	11	9	2	0	.818	Walters, Cincinnati	35	21	14	7	0	.667	
R. Barrett, Chicago-Phila.	10	8	2	0	.800	Passau, Chicago	35	18	12	6	0	.667	
Derringer, Chicago	10	8	2	0	.800	Pollet, St. Louis.	16	12	7	4	1	.636	
M. Cooper, St. Louis.	24	19	5	0	.792	Gerbeauer, Philadelphia	38	11	7	4	0	.676	
Riddle, Cincinnati	19	15	4	0	.789	Tohlin, Boston	33	24	15	9	0	.625	
Javery, Boston	19	15	4	0	.789	Vander Meer, Cincinnati	36	21	13	8	0	.619	
C. Barrett, Boston.	14	11	3	0	.786	Andrews, Boston	36	23	14	9	0	.609	



## CLUB PITCHING RECORDS.

Club.	IP.	R.	ER.	BB.	HB.	SO.	WP.	Bks.	CG.	Ave.
St. Louis.....	1427	475	407	477	18	639	20	4	94	2.57
Pittsburgh.....	1404	605	481	422	15	396	21	3	74	3.08
Cincinnati.....	1404	543	489	579	11	498	15	2	78	3.13
Boston.....	1398	612	505	441	23	409	16	3	87	3.25
Chicago.....	1360	600	510	394	18	563	20	1	67	3.38
Philadelphia.....	1393	676	586	451	20	431	28	4	66	3.79
Brooklyn.....	1386	674	591	637	29	588	22	4	77	3.84
New York.....	1396	713	632	616	21	588	32	1	85	4.07



## NEW OVERTIME RECORDS FOR MAJORS

Major league performers toiled overtime at a record-breaking pace during the 1943 campaign, with 171 games going into extra frames, setting new marks for the two circuits, individually and collectively. The American League witnessed 91 of the lengthy tilts, bettering the previous major mark of 80 set by the junior circuit in 1916. The National League, with 80 extra-inning frays, surpassed its former record of 78, also made in 1916.

Washington and Cincinnati, runners-up during the 1943 pennant races, were tops in winning long contests, while the two Boston clubs proved to be the busiest in their respective wheels. The Red Sox exceeded regulation distance 31 times, which is believed to be a new record.

By battling a total of 45 frames in four consecutive overtime contests at Boston, May 31 and June 2, the Red Sox and Browns bettered the old mark of 43 innings in four straight overtime frays between the Tigers and White Sox in 1908.

The longest game in either circuit was the 17-session tussle between the Giants and Dodgers, September 4, with Brooklyn winning, 4 to 3. In the American League, three 16-inning thrillers were staged. The A's defeated Washington, 2 to 1, April 27, after 15 scoreless rounds; Detroit edged the Senators, 4 to 3, September 16, and the White Sox and Mackmen played a 3 to 3 tie, September 24.

Al Javery, Boston Brave ace, led all hurlers in overtime success, with eight victories against two defeats. Johnny Murphy, Yankee fireman, was also strong in long-distance tilts, with seven wins and two setbacks. However, Morton Cooper of the Cardinals, who had a 19 and two record in regulation rounds, had little luck during the extra sessions, dropping six while winning only two.

The records of extra-inning games by clubs follows:

## AMERICAN

	W.	L.	T.	Pct.
Washington.....	12	7	0	.632
Chicago.....	9	7	1	.563
New York.....	14	11	1	.560
Boston.....	15	14	2	.517
Detroit.....	9	9	1	.500
Cleveland.....	13	14	0	.481
Philadelphia.....	6	8	1	.429
St. Louis.....	10	18	0	.357

## NATIONAL

	W.	L.	T.	Pct.
Cincinnati.....	12	8	0	.600
Brooklyn.....	10	9	0	.526
Boston.....	14	13	0	.519
Chicago.....	9	9	1	.500
Pittsburgh.....	7	7	2	.500
New York.....	8	9	2	.471
Philadelphia.....	6	7	2	.462
St. Louis.....	10	14	1	.417



## JEKYLL-AND-HYDE PLAY BY SULLIVAN IN '87

Martin Sullivan, White Stocking outfielder, who went around the world with the Spalding tourists in 1888 and 1889, did some Dr. Jekyll and Mr. Hyde work for Manager Adrian Anson in Washington on May 17 and 18, 1887. On the first date, Sullivan hit three triples; on the second he had five errors in left field.

# How Clubs Finished Each Year

1901 to 1943, Inclusive

## NATIONAL LEAGUE

Year.	N. Y.	Chi.	Pitts.	St. L.	Cin.	Brook.	Bos.	Phil.
1901.....	7	6	1	4	8	3	5	2
1902.....	8	5	1	6	4	2	3	7
1903.....	2	3	1	8	4	5	6	7
1904.....	1	2	4	5	3	6	7	8
1905.....	1	3	2	6	5	8	7	4
1906.....	2	1	3	7	6	5	8	4
1907.....	4	1	2	8	6	5	7	3
1908.....	*2	1	*2	8	5	7	6	4
1909.....	3	2	1	7	4	6	8	5
1910.....	2	1	3	7	5	6	8	4
1911.....	1	2	3	5	6	7	8	4
1912.....	1	3	2	6	4	7	8	5
1913.....	1	3	4	8	7	6	5	2
1914.....	2	4	7	3	8	5	1	6
1915.....	8	4	5	6	7	3	2	1
1916.....	4	5	6	*7	*7	1	3	2
1917.....	1	5	8	3	4	7	6	2
1918.....	2	1	4	8	3	5	7	6
1919.....	2	3	4	7	1	5	6	8
1920.....	2	*5	4	*5	3	1	7	8
1921.....	1	7	2	3	6	5	4	8
1922.....	1	5	*3	*3	2	6	8	7
1923.....	1	4	3	5	2	6	7	8
1924.....	1	5	3	6	4	2	8	7
1925.....	2	8	1	4	3	*6	5	*6
1926.....	5	4	3	1	2	6	7	8
1927.....	3	4	1	2	5	6	7	8
1928.....	2	3	4	1	5	6	7	8
1929.....	3	1	2	4	7	6	8	5
1930.....	3	2	5	1	7	4	6	8
1931.....	2	3	5	1	8	4	7	6
1932.....	*6	1	2	*6	8	3	5	4
1933.....	1	3	2	5	8	6	4	7
1934.....	2	3	5	1	8	6	4	7
1935.....	3	1	4	2	6	5	8	7
1936.....	1	*2	4	*2	5	7	6	8
1937.....	1	2	3	4	8	6	5	7
1938.....	3	1	2	6	4	7	5	8
1939.....	5	4	6	2	1	3	7	8
1940.....	6	5	4	3	1	2	7	8
1941.....	5	6	4	2	3	1	7	8
1942.....	3	6	5	1	4	2	7	8
1943.....	8	5	4	1	2	3	6	7

\*Tie.

# 1943 National League Pitching Record

## BOSTON—68-85

Pitcher.	Brk.	Chi.	Cin.	N. Y.	Phila.	Pitts.	St. L.	Total
	W-L	W-L	W-L	W-L	W-L	W-L	W-L	W-L
Javery	3-2	2-2	2-2	2-3	4-0	2-3	2-4	17-16
Tobin	2-0	0-2	3-2	3-2	1-4	5-0	0-4	14-14
Salvo	0-2	1-0	1-1	0-1	2-0	0-1	1-2	5-7
Andrews	4-2	0-6	2-4	3-1	2-2	3-3	0-2	14-20
C. Barrett	3-0	2-3	2-2	2-3	2-3	1-2	0-5	12-18
Dagenhard	0-0	1-0	0-0	0-0	0-0	0-0	0-0	1-0
Donovan	0-0	0-0	1-0	0-0	0-0	0-0	0-0	1-0
Stout	0-0	0-0	0-0	1-0	0-0	0-0	0-0	1-0
MacFayden	0-1	2-0	0-0	0-0	0-0	0-0	0-0	2-1
Jeffcoat	0-2	0-0	0-0	0-0	0-0	1-0	0-0	1-2
Farrell	0-0	0-0	0-0	0-0	0-0	0-0	0-1	0-1
Tost	0-0	0-0	0-0	0-1	0-0	0-0	0-0	0-1
Lindquist	0-0	0-1	0-0	0-0	0-0	0-0	0-1	0-2
Odom	0-0	0-0	0-0	0-0	0-2	0-1	0-0	0-3
Totals	12-9	8-14	11-11	11-11	11-11	12-10	3-19	68-85

No decisions—Cardoni, Martin, Talcott, Diehl.

## BROOKLYN—81-72

Pitcher.	Bos.	Chi.	Cin.	N. Y.	Phila.	Pitts.	St. L.	Total
	W-L	W-L	W-L	W-L	W-L	W-L	W-L	W-L
Allen	2-0	0-1	0-0	1-0	1-0	1-0	0-0	5-1
Wyatt	2-2	1-0	4-0	2-1	2-0	1-0	2-2	14-5
Newsom	1-0	3-0	2-1	2-1	1-2	0-0	0-0	9-4
Macon	1-0	2-1	0-1	1-0	1-0	1-1	1-2	7-5
Higbe	1-0	2-3	2-2	2-2	4-0	1-2	1-1	13-10
Webber	0-1	0-0	0-0	0-1	1-0	1-0	0-0	2-2
Barney	0-1	0-0	0-0	0-0	1-0	1-0	0-1	2-2
Head	0-4	1-2	2-1	2-1	2-0	2-1	0-1	9-10
Davis	2-1	1-1	2-2	3-1	1-2	1-2	0-4	10-13
Fitzsimmons	0-1	0-0	0-0	0-0	1-0	1-2	1-1	3-4
R. Melton	0-0	0-1	1-0	1-0	1-1	0-3	2-3	5-8
Ostermueller	0-0	0-1	0-0	0-0	0-0	1-0	0-0	1-1
Kimball	0-1	0-0	0-0	0-0	1-0	0-0	0-0	1-1
Haughey	0-0	0-0	0-1	0-0	0-0	0-0	0-0	0-1
Lohrman	0-1	0-0	0-1	0-0	0-0	0-0	0-0	0-2
Gregg	0-0	0-2	0-0	0-1	0-0	0-0	0-0	0-3
Totals	9-12	10-12	13-9	14-8	17-5	11-11	7-15	81-72

No decisions—Sayles, Chipman.

## CHICAGO—74-79

Pitcher.	Bos.	Brk.	Cin.	N. Y.	Phila.	Pitts.	St. L.	Total
	W-L	W-L	W-L	W-L	W-L	W-L	W-L	W-L
Bithorn	5-0	2-1	2-2	2-2	1-4	2-2	4-1	18-12
Prim	0-0	1-1	0-0	1-0	2-0	0-1	0-1	4-3
Wyse	0-1	3-0	1-2	3-1	1-1	0-1	1-1	9-7
Passeau	4-1	2-2	2-2	2-0	1-3	2-1	2-3	15-12
Hanyzewski	2-1	2-0	0-1	2-0	1-0	1-2	0-3	8-7
Warneke	0-0	2-1	1-2	1-1	0-0	0-1	0-0	4-5
Derringer	2-1	0-4	1-2	1-3	2-0	3-2	1-2	10-14
Lee	0-1	0-1	2-0	0-2	1-1	0-1	0-1	3-7
Erickson	0-0	0-0	0-1	0-0	0-1	0-1	1-0	1-3
B. Barrett	0-0	0-0	0-1	0-0	0-2	0-1	0-0	0-4
Signer	1-0	0-0	0-0	0-0	1-0	0-0	0-1	2-1
Fleming	0-0	0-0	0-0	0-0	0-0	0-1	0-0	0-1
Alderson	0-1	0-0	0-0	0-0	0-0	0-0	0-0	0-1
Burrows	0-2	0-0	0-0	0-0	0-0	0-0	0-0	0-2
Totals	14-8	12-10	9-13	12-9	10-12	8-14	9-13	74-79

No decision—Mooty.

**CINCINNATI—87-67**

Pitcher.	Bos.	Brk.	Chi.	N. Y.	Phila.	Pitts.	St. L.	Total
	W-L	W-L	W-L	W-L	W-L	W-L	W-L	W-L
Shoun	1-1	1-1	2-1	4-0	5-0	0-1	1-1	14-5
Riddle	4-1	3-1	2-4	2-1	5-0	3-1	2-3	21-11
Heusser	0-0	0-1	1-1	3-0	0-1	0-0	0-0	4-3
Beggs	1-0	1-0	0-0	2-0	2-1	0-2	1-3	7-6
Starr	0-2	1-2	2-0	2-1	3-1	2-3	1-1	11-10
Walters	2-4	2-3	3-2	1-2	2-0	2-2	3-2	15-15
Vander Meer	3-2	1-5	3-1	2-2	2-0	2-4	2-2	15-16
Stone	0-1	0-0	0-0	0-0	0-0	0-0	0-0	0-1
<b>Totals</b>	<b>11-11</b>	<b>9-13</b>	<b>13-9</b>	<b>16-6</b>	<b>19-3</b>	<b>9-13</b>	<b>10-12</b>	<b>87-67</b>

No decisions—Niemes, Malloy.

**NEW YORK—55-98**

Pitcher.	Bos.	Brk.	Chi.	Cin.	Phila.	Pitts.	St. L.	Total
	W-L	W-L	W-L	W-L	W-L	W-L	W-L	W-L
A. Adams	2-0	2-3	1-1	1-3	2-0	1-0	2-0	11-7
Hubbell	1-1	0-0	0-1	0-0	1-0	2-1	0-1	4-4
Lohrman	1-1	0-1	2-1	1-2	1-1	0-0	0-0	5-6
Feldman	0-0	1-1	2-0	1-2	0-1	0-1	0-0	4-5
C. Melton	2-1	2-1	1-2	0-1	0-2	2-3	2-3	9-13
Fischer	0-1	1-2	1-1	1-2	2-1	0-1	0-2	5-10
Mungo	2-2	0-1	0-1	1-0	0-2	0-1	0-0	3-7
Chase	0-2	1-2	0-0	0-1	1-2	2-2	0-3	4-12
Wittig	2-1	0-1	1-2	1-3	0-4	1-1	0-3	5-15
East	0-0	0-1	0-1	0-0	1-0	0-0	0-1	1-3
Voiselle	0-0	0-0	0-0	0-1	0-0	1-0	0-1	1-2
Seward	0-0	0-0	0-1	0-0	0-0	0-0	0-0	0-1
Sunkel	0-0	0-1	0-0	0-0	0-0	0-0	0-0	0-1
Coombs	0-0	0-0	0-0	0-0	0-0	0-0	0-1	0-1
Allen	0-0	0-0	1-1	0-1	0-0	0-1	0-0	1-3
Sayles	1-1	0-0	0-0	0-0	0-0	0-0	0-2	1-3
Trinkle	0-1	1-0	0-0	0-0	0-1	0-2	0-1	1-5
<b>Totals</b>	<b>11-11</b>	<b>8-14</b>	<b>9-12</b>	<b>6-16</b>	<b>8-14</b>	<b>9-13</b>	<b>4-18</b>	<b>55-98</b>

**PITTSBURGH—80-74**

Pitcher.	Bos.	Brk.	Chi.	Cin.	N. Y.	Phila.	St. L.	Total
	W-L	W-L	W-L	W-L	W-L	W-L	W-L	W-L
Lanning	1-0	1-0	0-0	2-1	0-0	0-0	0-0	4-1
Brandt	0-1	1-0	1-0	0-0	1-0	0-0	1-0	4-1
Sewell	2-1	3-0	6-1	3-1	2-1	4-1	1-4	21-9
Klinger	1-0	1-1	1-1	1-0	3-3	3-1	1-2	11-8
Butcher	0-0	1-2	0-0	3-2	3-2	2-1	1-1	10-8
Gee	1-2	0-0	1-0	0-0	1-0	1-1	0-1	4-4
Hebert	0-3	3-1	1-3	1-1	1-0	1-0	3-3	10-11
Gornicki	3-3	1-3	4-0	0-2	1-1	0-2	0-2	9-13
Rescigno	2-2	0-2	0-0	3-0	0-2	1-2	0-1	6-9
Hallett	0-0	0-0	0-1	0-0	1-0	0-0	0-1	1-2
Cuccurullo	0-0	0-0	0-0	0-0	0-0	0-1	0-0	0-1
Dietz	0-0	0-1	0-1	0-1	0-0	0-0	0-0	0-3
Podgajny	0-0	0-1	0-1	0-1	0-0	0-1	0-0	0-4
<b>Totals</b>	<b>10-12</b>	<b>11-11</b>	<b>14-8</b>	<b>13-9</b>	<b>13-9</b>	<b>12-10</b>	<b>7-15</b>	<b>80-74</b>

No decision—Shuman.

**ST. LOUIS—105-49**

Pitcher.	Bos.	Brk.	Chi.	Cin.	N. Y.	Phila.	Pitts.	Total
	W-L	W-L	W-L	W-L	W-L	W-L	W-L	W-L
Brazie	3-0	2-1	2-0	0-0	0-0	0-0	1-1	8-2
Dickson	0-0	0-0	1-0	1-0	2-1	2-1	2-0	8-2
M. Cooper	3-1	4-2	3-0	2-3	3-1	3-1	3-0	21-8
Krist	0-0	0-0	2-0	2-2	2-1	5-1	0-1	11-5
Lanier	4-1	5-1	3-2	1-1	0-0	0-1	2-1	15-7
Gumbert	2-0	0-0	0-2	3-1	4-1	1-1	0-0	10-5
Pollet	2-0	1-1	0-2	2-1	2-0	0-0	1-0	8-4
Munger	1-0	0-0	0-0	0-0	3-0	2-3	3-2	9-5
Brecheen	2-1	2-1	1-0	1-1	0-0	0-1	3-2	9-6
White	2-0	1-1	1-3	0-1	1-0	0-0	0-0	5-5
Byerly	0-0	0-0	0-0	0-0	1-0	0-0	0-0	1-0
<b>Totals</b>	<b>19-3</b>	<b>15-7</b>	<b>13-9</b>	<b>12-10</b>	<b>18-4</b>	<b>13-9</b>	<b>15-7</b>	<b>105-49</b>

## PHILADELPHIA—64-90

Pitcher.	Bos.	Brk.	Chi.	Cin.	N. Y.	Pitts.	St. L.	Total
	W-L	W-L	W-L	W-L	W-L	W-L	W-L	W-L
Johnson .....	3-1	0-0	3-0	1-1	1-1	0-0	0-0	8-3
Rowe .....	3-0	1-3	2-1	0-2	2-0	4-1	2-1	14-8
R. Barrett .....	1-1	0-2	1-3	2-1	2-0	2-1	2-1	10-9
Podgajny .....	1-0	1-1	2-0	0-2	0-0	0-1	0-0	4-4
Kraus .....	0-3	2-4	0-0	0-2	4-0	2-3	1-3	9-15
Gerheuser .....	1-3	0-5	3-0	0-2	2-1	0-5	4-3	10-19
Fuchs .....	1-0	0-2	1-1	0-1	0-1	0-0	0-2	2-7
Conger .....	0-0	0-0	0-2	0-3	1-0	1-1	0-1	2-7
Lee .....	0-0	0-0	0-2	0-1	1-1	0-0	0-1	1-5
McKee .....	0-0	0-0	0-0	0-0	0-0	1-0	0-0	1-0
Dietz .....	0-0	1-0	0-0	0-0	0-0	0-0	0-1	1-1
Karl .....	0-0	0-0	0-0	0-1	1-1	0-0	0-0	1-2
Raffensberger .....	0-0	0-0	0-0	0-1	0-0	0-0	0-0	0-1
Matthewson .....	0-1	0-0	0-0	0-1	0-1	0-0	0-0	0-3
Kimball .....	1-2	0-0	0-1	0-1	0-2	0-0	0-0	1-6
Totals .....	11-11	5-17	12-10	3-19	14-8	10-12	9-13	64-90
No decisions—Beck, Webb, Salvo, Lapihuska, Eyrich, Donahue.								



## NICK ETTEN'S 17-GAME NON-SINGLE STRETCH

Nick Etten, Yankee first baseman, in 17 games last year, July 30 to August 15, inclusive, did not hit a single or a triple, but clouted nine doubles and five homers. While this was going on, Etten batted .212 and the McCarthyites won 11 and lost six. After singling twice against Cleveland, July 29, at Rupert Stadium, with Kennedy and Dean supplying the pitching, Nick made no other one-base blows until August 16, at Chicago, when he picked up two singles off Dietrich. During the intervening period, his 14 extra-base blows knocked in 16 runs and he drove in another with a fly.

Etten's no-single stretch:

July 30—Double off Bagby, Cleveland—two runs batted in, three at-bats.

July 31—Double off Overmire, Detroit—one run batted in, four at-bats.

August 1 (first game)—Two home runs off Bridges, Detroit—two runs batted in, four at-bats.

August 1 (second game)—Home run off White, Detroit—two runs batted in, three at-bats.

August 3 (first game)—Hitless against Trucks and Henshaw, Detroit—four at-bats.

August 3 (second game)—Two doubles off Newhouser and Gorsica, Detroit—one run batted in, five at-bats.

August 6—Hitless against Wolff, Philadelphia—three at-bats.

August 7—Hitless against Black and Arntzen, Philadelphia—four at-bats.

August 8 (first game)—Hitless against Harris and Fagan, Philadelphia—four at-bats.

August 8 (second game)—Two doubles off Wolff, Philadelphia—two runs batted in, five at-bats.

August 10—Double off Galehouse, St. Louis—one run batted in, five at-bats.

August 11—Hitless against Sundra, St. Louis—four at-bats.

August 12—Double off Newsom, St. Louis—three runs batted in, four at-bats.

August 13—Double off Potter, St. Louis—four at-bats.

August 14—Home run off Muncrief, St. Louis—one run batted in, three at-bats.

August 15 (first game)—Hitless against Grove and Swift, Chicago—four at-bats.

August 15 (second game)—Home run off Maltzberger, Chicago—one run batted in, three at-bats.



## NATIONAL LEAGUE PENNANT WINNERS

1876 TO 1943, INCLUSIVE

Year.	Club.	Manager.	Won.	Lost.	Pct.
1876—Chicago.....	Albert Spalding	52	14	.788	
1877—Boston.....	Harry Wright	31	17	.646	
1878—Boston.....	Harry Wright	41	19	.683	
1879—Providence.....	George Wright	55	23	.705	
1880—Chicago.....	Adrian Anson	67	17	.798	
1881—Chicago.....	Adrian Anson	56	28	.667	
1882—Chicago.....	Adrian Anson	55	29	.655	
1883—Boston.....	John Morrill	63	35	.643	
1884—Providence.....	Frank Bancroft	84	28	.750	
1885—Chicago.....	Adrian Anson	87	25	.777	
1886—Chicago.....	Adrian Anson	90	34	.726	
1887—Detroit.....	William Watkins	79	45	.637	
1888—New York.....	James Mutrie	84	47	.641	
1889—New York.....	James Mutrie	83	43	.659	
1890—Brooklyn.....	William McGunnigle	86	43	.667	
1891—Boston.....	Frank Selee	87	51	.630	
1892—Boston.....	Frank Selee	102	48	.680	
1893—Boston.....	Frank Selee	86	44	.662	
1894—Baltimore.....	Ed Hanlon	89	39	.695	
1895—Baltimore.....	Ed Hanlon	87	43	.669	
1896—Baltimore.....	Ed Hanlon	90	39	.698	
1897—Boston.....	Frank Selee	93	39	.705	
1898—Boston.....	Frank Selee	102	47	.685	
1899—Brooklyn.....	Ed Hanlon	88	42	.677	
1900—Brooklyn.....	Ed Hanlon	82	54	.603	
1901—Pittsburgh.....	Fred Clarke	90	49	.647	
1902—Pittsburgh.....	Fred Clarke	103	36	.741	
1903—Pittsburgh.....	Fred Clarke	91	49	.650	
1904—New York.....	John McGraw	106	47	.693	
1905—New York.....	John McGraw	105	48	.686	
1906—Chicago.....	Frank Chance	116	36	.763	
1907—Chicago.....	Frank Chance	107	45	.704	
1908—Chicago.....	Frank Chance	99	55	.643	
1909—Pittsburgh.....	Fred Clarke	110	42	.724	
1910—Chicago.....	Frank Chance	104	50	.675	
1911—New York.....	John McGraw	99	54	.647	
1912—New York.....	John McGraw	103	48	.682	
1913—New York.....	John McGraw	101	51	.664	
1914—Boston.....	George Stallings	94	59	.614	
1915—Philadelphia.....	Pat Moran	90	62	.592	
1916—Brooklyn.....	Wilbert Robinson	94	60	.610	
1917—New York.....	John McGraw	98	56	.636	
1918—Chicago.....	Fred Mitchell	84	45	.651	
1919—Cincinnati.....	Pat Moran	96	44	.686	
1920—Brooklyn.....	Wilbert Robinson	93	61	.604	
1921—New York.....	John McGraw	94	59	.614	
1922—New York.....	John McGraw	93	61	.604	
1923—New York.....	John McGraw	95	58	.621	
1924—New York.....	John McGraw	95	60	.608	
1925—Pittsburgh.....	William McKechnie	95	58	.621	
1926—St. Louis.....	Rogers Hornsby	89	65	.578	
1927—Pittsburgh.....	Donie Bush	94	60	.610	
1928—St. Louis.....	William McKechnie	95	59	.617	
1929—Chicago.....	Joe McCarthy	98	54	.645	
1930—St. Louis.....	Gabby Street	92	62	.597	
1931—St. Louis.....	Gabby Street	101	53	.656	
1932—Chicago.....	Charlie Grimm	90	64	.584	
1933—New York.....	William Terry	91	61	.599	
1934—St. Louis.....	Frank Frisch	95	58	.621	
1935—Chicago.....	Charlie Grimm	100	54	.649	
1936—New York.....	William Terry	92	62	.597	
1937—New York.....	William Terry	95	57	.625	
1938—Chicago.....	Gabby Hartnett	89	63	.586	
1939—Cincinnati.....	William McKechnie	97	57	.630	
1940—Cincinnati.....	William McKechnie	100	53	.654	
1941—Brooklyn.....	Leo Durocher	100	54	.649	
1942—St. Louis.....	William Southworth	106	48	.688	
1943—St. Louis.....	William Southworth	105	49	.682	

## N. L. LEADING BATSMEN, 1876 TO 1943, INCLUSIVE

Year.	Player and Club.	Games	Hits	Pct.
1876	Barnes, Chicago	66	138	.404
1877	White, Boston	48	82	.385
1878	Dalrymple, Milwaukee	69	95	.356
1879	Anson, Chicago	49	90	.407
1880	Gore, Chicago	75	114	.365
1881	Anson, Chicago	84	137	.399
1882	Brothers, Buffalo	84	129	.367
1883	Brothers, Buffalo	97	156	.371
1884	O'Rourke, Buffalo	104	157	.350
1885	Connor, New York	110	169	.371
1886	Kelly, Chicago	118	175	.338
1887	Anson, Chicago	122	*224	.421
1888	Anson, Chicago	134	177	.343
1889	Brothers, Boston	126	181	.373
1890	Glasscock, New York	124	172	.336
1891	Hamilton, Philadelphia	133	179	.338
1892	Brothers, Brooklyn Childs, Cleveland	152 144	197 185	.335 .335
1893	Duffy, Boston	131	203	.378
1894	Duffy, Boston	124	236	.428
1895	Burkett, Cleveland	132	235	.423
1896	Burkett, Cleveland	133	240	.410
1897	Keeler, Baltimore	128	243	.432
1898	Keeler, Baltimore	128	214	.379
1899	E. J. Delahanty, Philadelphia	145	234	.408
1900	Wagner, Pittsburgh	134	201	.381
1901	Burkett, St. Louis	142	228	.382
1902	Beaumont, Pittsburgh	131	194	.357
1903	Wagner, Pittsburgh	129	182	.355
1904	Wagner, Pittsburgh	132	171	.349
1905	Seymour, Cincinnati	149	219	.377
1906	Wagner, Pittsburgh	140	175	.339
1907	Wagner, Pittsburgh	142	180	.350
1908	Wagner, Pittsburgh	151	201	.354
1909	Wagner, Pittsburgh	137	168	.339
1910	S. Magee, Philadelphia	154	172	.331
1911	Wagner, Pittsburgh	130	158	.334
1912	Zimmerman, Chicago	145	207	.372
1913	Daubert, Brooklyn	139	178	.356
1914	Daubert, Brooklyn	126	156	.329
1915	Doyle, New York	150	189	.320
1916	Chase, Cincinnati	142	184	.339
1917	Roush, Cincinnati	136	178	.341
1918	Wheat, Brooklyn	105	137	.335
1919	Roush, Cincinnati	133	162	.321
1920	Hornsby, St. Louis	149	218	.370
1921	Hornsby, St. Louis	154	235	.397
1922	Hornsby, St. Louis	154	250	.401
1923	Hornsby, St. Louis	107	163	.384
1924	Hornsby, St. Louis	143	227	.424
1925	Hornsby, St. Louis	138	203	.403
1926	Hargrave, Cincinnati	105	115	.353
1927	Paul Waner, Pittsburgh	155	237	.380
1928	Hornsby, Boston	140	188	.387
1929	O'Doul, Philadelphia	154	254	.398
1930	Terry, New York	154	254	.401
1931	Hafey, St. Louis	122	157	.349
1932	O'Doul, Brooklyn	148	219	.368
1933	Klein, Philadelphia	152	223	.368
1934	Paul Waner, Pittsburgh	146	217	.362
1935	Vaughan, Pittsburgh	137	192	.385
1936	Paul Waner, Pittsburgh	148	218	.373
1937	Medwick, St. Louis	156	237	.374
1938	Lombardi, Cincinnati	129	167	.342
1939	Mize, St. Louis	153	197	.349
1940	Garms, Pittsburgh	103	127	.355
1941	Reiser, Brooklyn	137	184	.343
1942	Lombardi, Boston	105	102	.330
1943	Mustal, St. Louis	157	220	.357

\*Bases on balls counted as hits.

## LEADING PITCHERS, NATIONAL LEAGUE

WON AND LOST PERCENTAGE, 1876-1899  
(25 or More Games)

Year.	Name and Club.	G.	Pct.	Year.	Name and Club.	G.	Pct.
1876—A. G. Spalding, Chicago.....		66	.841	1888—T. J. Keefe, New York.....		50	.744
1877—Thomas Bond, Boston.....		49	.646	1889—J. G. Clarkson, Boston.....		72	.736
1878—Thomas Bond, Boston.....		59	.693	1890—T. J. Lovett, Brooklyn.....		42	.727
1879—John M. Ward, Providence.....		65	.702	1891—W. Hutchison, Chicago.....		63	.696
1880—L. Corcoran, Chicago.....		56	.798	1892—J. E. Stivett, Boston.....		47	.702
1881—L. Corcoran, Chicago.....		45	.667	1893—F. Killen, Pittsburgh.....		44	.772
1882—F. E. Goldsmith, Chicago.....		43	.655	1894—J. Meekin, New York.....		47	.790
1883—J. E. Whitney, Boston.....		62	.643	1895—W. Hoffer, Baltimore.....		37	.784
1884—C. Radbourne, Providence.....		74	.833	1896—W. Hoffer, Baltimore.....		35	.823
1885—J. G. Clarkson, Chicago.....		70	.790	1897—Amos Rusie, New York.....		37	.784
1886—C. B. Baldwin, Detroit.....		56	.750	1898—E. M. Lewis, Boston.....		34	.757
1887—C. J. Ferguson, Philadelphia.....		36	.686	1899—James Hughes, Brooklyn.....		34	.823

1900 TO 1943, INCLUSIVE  
(15 or More Victories)

Year.	Pitcher.	Club.	Won.	Lost.	Pct.
1900—Joe McGinnity.....		Brooklyn	29	9	.763
1901—Jack Chesbro.....		Pittsburgh	21	9	.700
1902—Jack Chesbro.....		Pittsburgh	28	6	.824
1903—Sam Leever.....		Pittsburgh	25	7	.781
1904—Joe McGinnity.....		New York	35	8	.814
1905—Sam Leever.....		Pittsburgh	20	5	.800
1906—Ed Reulbach.....		Chicago	19	4	.826
1907—Ed Reulbach.....		Chicago	17	4	.810
1908—Ed Reulbach.....		Chicago	24	7	.774
1909—Christy Mathewson.....		New York	25	6	.806
Howard Camnitz.....		Pittsburgh	25	6	.806
1910—Leonard Cole.....		Chicago	20	4	.833
1911—Rube Marquard.....		New York	24	7	.774
1912—Claude Hendrix.....		Pittsburgh	24	9	.727
1913—Bert Humphries.....		Chicago	16	4	.800
1914—Bill James.....		Boston	26	7	.788
1915—Grover Alexander.....		Philadelphia	31	10	.756
1916—Tom Hughes.....		Boston	16	3	.842
1917—Ferd Schupp.....		New York	21	7	.750
1918—Claude Hendrix.....		Chicago	20	7	.741
1919—Walter Ruether.....		Cincinnati	19	6	.760
1920—Burleigh Grimes.....		Brooklyn	23	11	.676
1921—Arthur Nehf.....		New York	20	10	.667
1922—Pete Donohue.....		Cincinnati	18	9	.667
1923—Adolfo Luque.....		Cincinnati	27	8	.771
1924—Emil Yde.....		Pittsburgh	16	3	.842
1925—William Sherdel.....		St. Louis	15	6	.714
1926—Ray Kremer.....		Pittsburgh	20	6	.769
1927—Larry Benton.....		New York	17	7	.708
1928—Larry Benton.....		New York	25	9	.735
1929—Charles Root.....		Chicago	19	6	.760
1930—Fred Fitzsimmons.....		New York	19	7	.731
1931—Paul Derringer.....		St. Louis	18	8	.692
1932—Lon Warneke.....		Chicago	22	6	.786
1933—Ben Cantwell.....		Boston	20	10	.667
1934—Dizzy Dean.....		St. Louis	30	7	.811
1935—Bill Lee.....		Chicago	20	6	.769
1936—Carl Hubbell.....		New York	26	6	.813
1937—Carl Hubbell.....		New York	22	8	.733
1938—Bill Lee.....		Chicago	22	9	.710
1939—Paul Derringer.....		Cincinnati	25	7	.781
1940—Fred Fitzsimmons.....		Brooklyn	16	2	.889
1941—Elmer Riddle.....		Cincinnati	19	4	.826
1942—Larry French.....		Brooklyn	15	4	.789
1943—Morton Cooper.....		St. Louis	21	8	.724

# National League Few-Hit Games—1943

## ONE-HIT GAMES.

- May 1—Newsom, Brooklyn vs. New York (second game).  
May 2—Barrett-Warneke, Chicago (lost) vs. Pittsburgh.  
May 31—Cooper, St. Louis vs. Brooklyn (first game).  
June 4—Cooper, St. Louis vs. Philadelphia.  
June 5—Hubbell, New York vs. Pittsburgh.  
Sept. 8—Wyatt, Brooklyn vs. Boston.  
Sept. 12—Riddle, Cincinnati vs. Pittsburgh.  
Sept. 16—Javery, Boston vs. Philadelphia (second game).

## TWO-HIT GAMES.

- April 21—Vander Meer, Cincinnati vs. St. Louis (11 innings).  
May 15—Vander Meer, Cincinnati (lost) vs. Boston.  
May 23—Bithorn, Chicago vs. Boston (ten innings).  
May 31—Mungo, New York (5½ innings) vs. Heusser, Cincinnati (six in-  
nings) second game.  
June 15—Gumbert, St. Louis vs. Cincinnati.  
June 23—Davis, Brooklyn vs. New York.  
June 25—Bithorn, Chicago vs. St. Louis.  
July 17—Conger, Philadelphia vs. New York (first game).  
July 25—Klinger, Pittsburgh vs. Brooklyn (first game).  
Aug. 28—Mungo, New York vs. Boston.

## THREE-HIT GAMES.

- April 21—Sewell, Pittsburgh vs. Chicago.  
May 15—Andrews, Boston vs. Cincinnati.  
May 18—White-Brecheen, St. Louis vs. Brooklyn.  
May 23—Barrett, Boston (lost) vs. Chicago.  
May 30—Wyatt, Brooklyn vs. Cincinnati (first game).  
June 16—Johnson, Philadelphia vs. Boston.  
June 20—Rowe, Philadelphia vs. Boston (second game).  
June 24—Melton, New York vs. Brooklyn.  
June 26—Butcher, Pittsburgh vs. Cincinnati.  
June 27—Melton, Brooklyn vs. Philadelphia (second game).  
July 4—Pollet, St. Louis vs. Brooklyn (first game) ten innings.  
July 6—Gumbert, St. Louis vs. Philadelphia.  
July 7—Riddle, Cincinnati vs. Boston (first game).  
July 9—Cooper, St. Louis vs. Boston.  
July 20—Fischer-Adams, New York (lost) vs. St. Louis.  
July 22—Walters, Cincinnati vs. Brooklyn.  
July 30—Riddle, Cincinnati vs. Boston (first game).  
July 30—Barrett, Boston vs. Cincinnati (second game).  
Aug. 1—Sewell, Pittsburgh vs. Boston (second game).  
Aug. 7—Vander Meer, Cincinnati vs. Chicago.  
Aug. 12—Cooper, St. Louis vs. New York.  
Sept. 2—Bithorn, Chicago vs. Cincinnati.  
Sept. 5—Tobin, Boston (lost) vs. Philadelphia (first game).  
Sept. 10—Butcher, Pittsburgh (lost) vs. Cincinnati (second game).  
Sept. 12—Adams, New York vs. Boston (second game).  
Sept. 18—Gerheuser, Philadelphia (lost) vs. Boston (first game).  
Oct. 2—Javery, Boston vs. Chicago.

# Record Makers of '43

## MAJOR LEAGUE RECORDS SET

### AMERICAN LEAGUE

Most years leading league in home runs—New York, 24.

Most years, 100 or more home runs—New York, 22.

Most consecutive years, 100 or more home runs—New York, 19.

Most years 600 or more times at bat—Roger Cramer, 9.

Most consecutive chances accepted by second baseman, no errors—Robert Doerr, 349.

Most times club grounding into infield double plays—Detroit, 159.

Fewest assists in a game by two clubs—7, Cleveland (7) vs. St. Louis (0).

Fewest assists in a game by one club—St. Louis, 0.

Most consecutive years leading in stolen bases—George Case, 5.

Most years without a no-hit game—21.

Fewest errors by league—1,306.

Most years as manager—Connie Mack, 43.

### NATIONAL LEAGUE

Highest league fielding percentage, .974.

Melvin T. Ott, New York, became first major leaguer to receive five bases on balls on three occasions.

Ace T. Adams, New York, pitched in 70 games and finished 52.

## MAJOR LEAGUE RECORDS TIED

### AMERICAN LEAGUE

Making 200 or more hits in first full season—Richard Wakefield.

Fewest putouts in a game by a first baseman—Rudolph York, 0.

Most double plays at shortstop in a single game—Luke Appling, 5.

Pitcher leading league in won and lost percentage and earned-run average—Spurgeon Chandler.

Fewest assists by an infield in a single game—St. Louis, 0.

### NATIONAL LEAGUE

Elvin C. Adams, Philadelphia, double and triple in one inning.

Edward R. Stanky, Chicago, made three errors in an inning.

Kendall Chase, New York, made three assists in an inning.

Brooklyn outfield made 18 putouts in a game.

New York had 18 men left on bases in a game.

## AMERICAN LEAGUE RECORDS SET

Most times grounding into infield double plays—James Bloodworth, 29.

Fewest times grounding into infield double plays, 150 or more games—Ulysses Lupien, 3.

Most assists by first baseman in a season—Rudy York, 149.

Most double plays at shortstop in a season—Louis Boudreau, 122.

Highest fielding percentage by an outfielder—Milton J. Byrnes, .997.

Highest league fielding percentage—.973.

Most years losing 100 or more games—Philadelphia, 8.

Most times finished in last place—Philadelphia, 14.

Most times winning two games in one day—New York, 14.

Winning most pennants—New York, 14.

## AMERICAN LEAGUE RECORDS TIED

Most double plays at first base in a single game—James B. Vernon, 5.

Fewest times club grounding into infield double plays—Washington, 94.

Most consecutive games lost by one club—Philadelphia, 20.

## NATIONAL LEAGUE RECORDS SET

Most home runs, lifetime—Melvin T. Ott, New York, 463.

Most bases on balls, lifetime—Melvin T. Ott, New York, 1,539.

Most runs batted in, lifetime—Melvin T. Ott, New York, 1,695.

Most times leading league in home runs—New York, 19.

Highest fielding percentage, season, second baseman—Linus R. Frey, Cincinnati, .985.

Lowest earned-run average—one club, with first three ranking pitchers—(10 or more complete games): St. Louis—Howard J. Pollet, 1.75; H. Max Lanier, 1.90; Morton C. Cooper, 2.30.

Lowest earned-run average—one club, with first five ranking pitchers—(10 or more games): St. Louis—Alpha Brazle, 1.53; Howard J. Pollet, 1.75; H. Max Lanier, 1.90; Harry D. Brecheen, 2.27; Morton C. Cooper, 2.30.

Fewest errors, league, season—1,312.

## NATIONAL LEAGUE RECORDS TIED

Most consecutive hits—Woodrow Williams, Cincinnati, 10.



# Leading Base Stealers

## NATIONAL LEAGUE 1886 TO 1899, INCLUSIVE

Year—Player and Club.	SB.	Year—Player and Club.	SB.
1886—Andrews, Philadelphia.....	56	1893—Ward, New York.....	72
1887—Fogarty, Philadelphia.....	102	1894—Hamilton, Philadelphia.....	99
1888—Hoy, Washington.....	82	1895—Hamilton, Philadelphia.....	95
1889—Fogarty, Philadelphia.....	99	1896—Lange, Chicago.....	100
1890—Hamilton, Philadelphia.....	102	1897—Lange, Chicago.....	83
1891—Hamilton, Philadelphia.....	115	1898—Clarke, Louisville.....	66
1892—Brown, Louisville.....	75	1899—Sheppard, Baltimore.....	76

## 1900 TO 1943, INCLUSIVE

### NATIONAL LEAGUE

Year—Player and Club.	SB.
1900—Barrett, Cincinnati.....	46
1901—Hartsel, Chicago.....	48
1902—Wagner, Pittsburgh.....	43
1903—Sheppard, Br.-Chance, Chi.....	67
1904—Wagner, Pittsburgh.....	53
1905—Maloney, Cin.-Devlin, N. Y.....	59
1906—Chance, Chicago.....	57
1907—Wagner, Pittsburgh.....	61
1908—Wagner, Pittsburgh.....	53
1909—Bescher, Cincinnati.....	54
1910—Bescher, Cincinnati.....	70
1911—Bescher, Cincinnati.....	80
1912—Bescher, Cincinnati.....	67
1913—Carey, Pittsburgh.....	61
1914—Burns, New York.....	62
1915—Carey, Pittsburgh.....	36
1916—Carey, Pittsburgh.....	63
1917—Carey, Pittsburgh.....	36
1918—Carey, Pittsburgh.....	58
1919—Burns, New York.....	40
1920—Carey, Pittsburgh.....	52
1921—Frisch, New York.....	49
1922—Carey, Pittsburgh.....	51
1923—Carey, Pittsburgh.....	51
1924—Carey, Pittsburgh.....	49
1925—Carey, Pittsburgh.....	46
1926—Cuyler, Pittsburgh.....	35
1927—Frisch, St. Louis.....	43
1928—Cuyler, Chicago.....	37
1929—Cuyler, Chicago.....	43
1930—Cuyler, Chicago.....	37
1931—Frisch, St. Louis.....	28
1932—Klein, Philadelphia.....	20
1933—Martin, St. Louis.....	36
1934—Martin, St. Louis.....	33
1935—Galan, Chicago.....	22
1936—Martin, St. Louis.....	23
1937—Galan, Chicago.....	23
1938—Hack, Chicago.....	16
1939—Hack, Chi.-Handley, Pitts.....	17
1940—Frey, Cincinnati.....	22
1941—Murtaugh, Philadelphia.....	18
1942—Reiser, Brooklyn.....	20
1943—Vaughan, Brooklyn.....	20

### AMERICAN LEAGUE

Year—Player and Club.	SB.
1900—Not classed as major league.	
1901—Isbell, Chicago.....	46
1902—Hartsel, Philadelphia.....	54
1903—Bay, Cleveland.....	42
1904—Flick, Cleveland.....	42
1905—Hoffman, Philadelphia.....	46
1906—Flick, Cleve.-Anderson, Wash.....	39
1907—Cobb, Detroit.....	49
1908—Dougherty, Chicago.....	53
1909—Cobb, Detroit.....	76
1910—Collins, Philadelphia.....	81
1911—Cobb, Detroit.....	83
1912—Milan, Washington.....	88
1913—Milan, Washington.....	74
1914—Maisel, New York.....	74
1915—Cobb, Detroit.....	96
1916—Cobb, Detroit.....	68
1917—Cobb, Detroit.....	55
1918—Sisler, St. Louis.....	45
1919—E. Collins, Chicago.....	33
1920—Rice, Washington.....	63
1921—Sisler, St. Louis.....	35
1922—Sisler, St. Louis.....	51
1923—E. Collins, Chicago.....	49
1924—E. Collins, Chicago.....	42
1925—Mostil, Chicago.....	43
1926—Mostil, Chicago.....	35
1927—Sisler, St. Louis.....	27
1928—Myer, Boston.....	30
1929—Gehringer, Detroit.....	27
1930—McManus, Detroit.....	23
1931—Chapman, New York.....	61
1932—Chapman, New York.....	38
1933—Chapman, New York.....	27
1934—Werber, Boston.....	40
1935—Werber, Boston.....	29
1936—Lary, St. Louis.....	37
1937—Werber, Phila.-Chapman, Bos.....	35
1938—Crosetti, New York.....	27
1939—Case, Washington.....	51
1940—Case, Washington.....	35
1941—Case, Washington.....	33
1942—Case, Washington.....	44
1943—Case, Washington.....	61

## STRIKEOUT LEADERS

1900 TO 1943, INCLUSIVE

## AMERICAN LEAGUE.

Year.—Player and Club.	S.O.
1900—Not a major league.	
1901—Young, Boston .....	159
1902—Waddell, Philadelphia .....	210
1903—Waddell, Philadelphia .....	301
1904—Waddell, Philadelphia .....	343
1905—Waddell, Philadelphia .....	286
1906—Waddell, Philadelphia .....	203
1907—Waddell, Philadelphia .....	226
1908—Walsh, Chicago .....	269
1909—F. Smith, Chicago .....	177
1910—Johnson, Washington .....	313
1911—Walsh, Chicago .....	255
1912—Johnson, Washington .....	303
1913—Johnson, Washington .....	243
1914—Johnson, Washington .....	225
1915—Johnson, Washington .....	203
1916—Johnson, Washington .....	228
1917—Johnson, Washington .....	185
1918—Johnson, Washington .....	162
1919—Johnson, Washington .....	147
1920—S. Coveleski, Cleveland .....	133
1921—Johnson, Washington .....	143
1922—Shocker, St. Louis .....	149
1923—Johnson, Washington .....	126
1924—Johnson, Washington .....	158
1925—Grove, Philadelphia .....	116
1926—Grove, Philadelphia .....	194
1927—Grove, Philadelphia .....	174
1928—Grove, Philadelphia .....	183
1929—Grove, Philadelphia .....	170
1930—Grove, Philadelphia .....	214
1931—Grove, Philadelphia .....	175
1932—Ruffing, New York .....	190
1933—Gomez, New York .....	163
1934—Gomez, New York .....	158
1935—Bridges, Detroit .....	163
1936—Bridges, Detroit .....	175
1937—Gomez, New York .....	194
1938—Feller, Cleveland .....	240
1939—Feller, Cleveland .....	246
1940—Feller, Cleveland .....	261
1941—Feller, Cleveland .....	260
1942—Newsom, Washington .....	113
1943—Reynolds, Cleveland .....	151

## NATIONAL LEAGUE.

Player and Club.	S.O.
Waddell, Pittsburgh .....	133
Hahn, Cincinnati .....	237
Willis, Boston .....	219
Mathewson, New York .....	267
Mathewson, New York .....	212
Mathewson, New York .....	206
Beebe, Chicago-St. Louis .....	171
Mathewson, New York .....	178
Mathewson, New York .....	259
Overall, Chicago .....	205
Mathewson, New York .....	190
Marquard, New York .....	237
Alexander, Philadelphia .....	195
Seaton, Philadelphia .....	168
Alexander, Philadelphia .....	214
Alexander, Philadelphia .....	241
Alexander, Philadelphia .....	167
Alexander, Philadelphia .....	200
Vaughn, Chicago .....	148
Vaughn, Chicago .....	141
Alexander, Chicago .....	173
Grimes, Brooklyn .....	136
Vance, Brooklyn .....	134
Vance, Brooklyn .....	197
Vance, Brooklyn .....	262
Vance, Brooklyn .....	221
Vance, Brooklyn .....	140
Vance, Brooklyn .....	184
Vance, Brooklyn .....	200
Malone, Chicago .....	166
Hallahan, St. Louis .....	177
Hallahan, St. Louis .....	159
J. Dean, St. Louis .....	191
J. Dean, St. Louis .....	199
J. Dean, St. Louis .....	195
J. Dean, St. Louis .....	182
Mungo, Brooklyn .....	238
Hubbell, New York .....	159
Bryant, Chicago .....	135
Passeau, Philadelphia-Chicago ..	137
Walters, Cincinnati .....	137
Higbe, Philadelphia .....	137
Vander Meer, Cincinnati .....	202
Vander Meer, Cincinnati .....	186
Vander Meer, Cincinnati .....	174

# National League Home Run Leaders

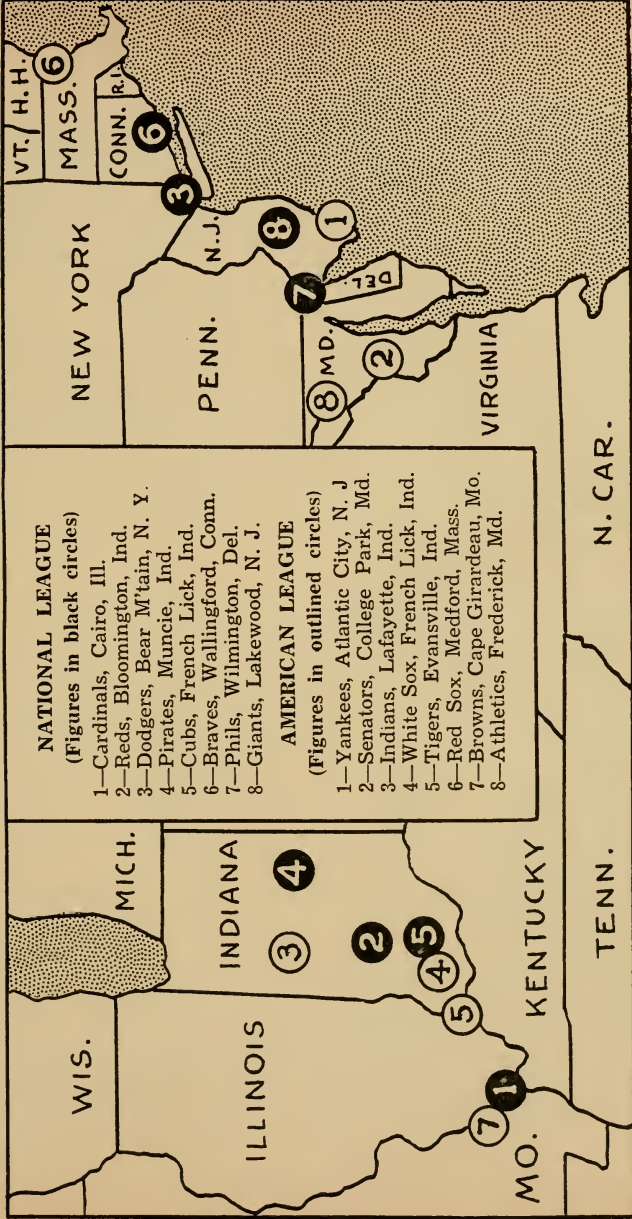
1900 TO 1943, INCLUSIVE

Year	Number	Year	Number
1900—Herman Long, Boston.....	12	1923—Fred Williams, Philadelphia....	41
1901—Sam Crawford, Cincinnati.....	16	1924—Jack Fournier, Brooklyn.....	27
1902—Tommy Leach, Pittsburgh.....	6	1925—Rogers Hornsby, St. Louis.....	39
1903—Jimmy Sheppard, Brooklyn.....	9	1926—Lewis Wilson, Chicago.....	21
1904—Harry Lumley, Brooklyn.....	9	1927—Lewis Wilson, Chicago.....	30
1905—Fred W. Odwell, Cincinnati....	9	Fred Williams, Philadelphia....	30
1906—Tim Jordan, Brooklyn.....	12	1928—Lewis Wilson, Chicago.....	31
1907—David Brain, Boston.....	10	Jim Bottomley, St. Louis.....	31
1908—Tim Jordan, Brooklyn.....	12	1929—Charles Klein, Philadelphia....	43
1909—Jack Murray, New York.....	7	1930—Lewis Wilson, Chicago.....	56
1910—Fred T. Beck, Boston.....	10	1931—Charles Klein, Philadelphia....	31
Frank Schulte, Chicago.....	10	1932—Charles Klein, Philadelphia....	38
1911—Frank Schulte, Chicago.....	21	Mel Ott, New York.....	38
1912—Henry Zimmerman, Chicago....	14	1933—Charles Klein, Philadelphia....	28
1913—Gavvy Cravath, Philadelphia 19		1934—James Collins, St. Louis.....	35
1914—Gavvy Cravath, Philadelphia 19		Mel Ott, New York.....	35
1915—Gavvy Cravath, Philadelphia 24		1935—Walter Berger, Boston.....	34
1916—Davis Robertson, New York.. 12		1936—Mel Ott, New York.....	33
Fred Williams, Chicago.....	12	1937—Mel Ott, New York.....	31
1917—Davis Robertson, New York.. 12		Joe Medwick, St. Louis.....	31
Gavvy Cravath, Philadelphia 12		1938—Mel Ott, New York.....	36
1918—Gavvy Cravath, Philadelphia 8		1939—John Mize, St. Louis.....	28
1919—Gavvy Cravath, Philadelphia 12		1940—John Mize, St. Louis.....	43
1920—Fred Williams, Philadelphia.... 15		1941—Dolph Camilli, Brooklyn.....	34
1921—George Kelly, New York.....	23	1942—Mel Ott, New York.....	30
1922—Rogers Hornsby, St. Louis.... 42		1943—Bill Nicholson, Chicago.....	29

# American League Home Run Leaders


1901 TO 1943, INCLUSIVE

Year	Number	Year	Number
1901—Napoleon Lajoie, Phila.....	13	1923—Babe Ruth, New York.....	41
1902—Ralph Seybold, Philadelphia.. 16		1924—Babe Ruth, New York.....	46
1903—John Freeman, Boston.....	13	1925—Robert Meusel, New York.....	33
1904—Harry Davis, Philadelphia.....	10	1926—Babe Ruth, New York.....	47
1905—Harry Davis, Philadelphia.....	8	1927—Babe Ruth, New York.....	60
1906—Harry Davis, Philadelphia.....	12	1928—Babe Ruth, New York.....	54
1907—Harry Davis, Philadelphia.....	8	1929—Babe Ruth, New York.....	46
1908—Sam Crawford, Detroit.....	7	1930—Babe Ruth, New York.....	49
1909—Ty Cobb, Detroit.....	9	1931—Babe Ruth, New York.....	46
1910—J. Garland Stahl, Boston.....	10	Louis Gehrig, New York.....	46
1911—J. Franklin Baker, Phila.....	9	1932—Jimmie Foxx, Philadelphia....	58
1912—J. Franklin Baker, Phila.....	10	1933—Jimmie Foxx, Philadelphia....	48
1913—J. Franklin Baker, Phila.....	12	1934—Louis Gehrig, New York.....	49
1914—J. Franklin Baker, Phila.....	8	1935—Jimmie Foxx, Philadelphia....	36
Sam Crawford, Detroit.....	8	Hank Greenberg, Detroit.....	36
1915—Robert Roth, Chicago-Cleve.. 7		1936—Louis Gehrig, New York.....	49
1916—Walter Pipp, New York.....	12	1937—Joe DiMaggio, New York.....	46
1917—Walter Pipp, New York.....	9	1938—Hank Greenberg, Detroit.....	58
1918—Babe Ruth, Boston.....	11	1939—Jimmie Foxx, Boston.....	35
Clarence Walker, Phila.....	11	1940—Hank Greenberg, Detroit.....	41
1919—Babe Ruth, Boston.....	29	1941—Ted Williams, Boston.....	37
1920—Babe Ruth, New York.....	54	1942—Ted Williams, Boston.....	36
1921—Babe Ruth, New York.....	59	1943—Rudy York, Detroit.....	34
1922—Kenneth Williams, St. Louis.. 39			



Locations of 1944 Major League Training Camps

# Most Valuables of 1943



Spurgeon Chandler, New York Yankee pitcher, with wife and son, Frankie.



Stanley Musial, St. Louis Cardinal outfielder, with wife and son, Dickie.



# Most Valuable Players for '43

## STAN MUSIAL, NATIONAL LEAGUE

**L**EADING the major leagues in virtually every department of offense in 1943, Outfielder Stanley Musial of the St. Louis Cardinals was selected as the most valuable player in the National League by a committee of 24 members of the Baseball Writers' Association of America and will receive THE SPORTING NEWS trophy, emblematic of the award. The Redbird fly-chaser, who succeeded Teammate Mort Cooper for the honor, polled 267 out of a possible 336 points. Walker Cooper, Cardinal receiver, was runner-up with 192 points.

The vote follows:

Stan Musial, St. Louis.....	267	Al Javery, Boston.....	12
Walker Cooper, St. Louis.....	192	Stanley Hack, Chicago.....	10
Bill Nicholson, Chicago.....	181	Melvin Ott, New York.....	9
Bill Herman, Brooklyn.....	140	Elbert Fletcher, Pittsburgh.....	7
Morton Cooper, St. Louis.....	130	Ace Adams, New York.....	7
Truett Sewell, Pittsburgh.....	127	Lou Klein, St. Louis.....	6
Elmer Riddle, Cincinnati.....	68	Augie Galan, Brooklyn.....	5
Bob Elliott, Pittsburgh.....	52	Fred Walker, Brooklyn.....	5
Frank McCormick, Cincinnati.....	26	Jim Tobin, Boston.....	5
Clyde Shoun, Cincinnati.....	24	Dick Bartell, New York.....	5
Eddie Miller, Cincinnati.....	24	Phil Cavarretta, Chicago.....	4
Mickey Witek, New York.....	21	Tommy Holmes, Boston.....	2
Martin Marion, St. Louis.....	20	Ronald Northey, Philadelphia.....	2
Schoolboy Rowe, Philadelphia.....	18	Babe Dahlgren, Philadelphia.....	2
Whitlow Wyatt, Brooklyn.....	15	Hiram Bithorn, Chicago.....	1
Floyd Vaughan, Brooklyn.....	15	Bucky Walters, Cincinnati.....	1
Ray Mueller, Cincinnati.....	12	Linus Frey, Cincinnati.....	1

## SPUD CHANDLER, AMERICAN LEAGUE

**F**OR THE third successive year, a member of the New York Yankees was named the most valuable player of the American League, Pitcher Spurgeon (Spud) Chandler nosing out Shortstop Luke Appling of the Chicago White Sox, the circuit's batting king, by a margin of 246 to 215 points for the 1943 honor, in the vote of the 24 members of the committee for the Baseball Writers' Association of America. Chandler will be presented with THE SPORTING NEWS trophy. Last year, Joe Gordon edged out Batting Champion Ted Williams by 21 votes.

The vote follows:

Spurgeon Chandler, New York.....	246	Jim Bagby, Cleveland.....	11
Luke Appling, Chicago.....	215	Roger Cramer, Detroit.....	8
Rudy York, Detroit.....	152	Pinky Higgins, Detroit.....	8
Bill Johnson, New York.....	135	Chet Laabs, St. Louis.....	6
Bob Johnson, Washington.....	116	Jake Early, Washington.....	6
Dick Wakefield, Detroit.....	72	Joe Gordon, New York.....	4
Nick Etten, New York.....	61	Roger Wolff, Philadelphia.....	4
Bill Dickey, New York.....	58	Lamar Newsome, Boston.....	3
Vernon Stephens, St. Louis.....	49	Joe Cronin, Boston.....	3
Lou Boudreau, Cleveland.....	40	Jesse Flores, Philadelphia.....	3
Paul Trout, Detroit.....	38	Gordon Maltzberger, Chicago.....	3
George Case, Washington.....	37	Frank Crosetti, New York.....	2
Charlie Keller, New York.....	31	Ken Keltner, Cleveland.....	2
Bob Doerr, Boston.....	21	Pete Fox, Boston.....	1
Al Smith, Cleveland.....	19	Ralph Hodgins, Chicago.....	1
Gerald Priddy, Washington.....	17	John Murphy, New York.....	1
Oris Hockett, Cleveland.....	14	Dick Siebert, Philadelphia.....	1
Don Gutteridge, St. Louis.....	13	Jim Tabor, Boston.....	1
Early Wynn, Washington.....	13	Hal Wagner, Philadelphia.....	1

# '43 Most Valuables' First Games

## Stanley Musial—June 18, 1938

**S**TANLEY MUSIAL, the National League's most valuable player of 1943, like Spurgeon Chandler, who gained that distinction in the American League, played his first game in Organized Ball at night, and like the Yankee, was not a full-time performer in his debut. The Cardinal's earliest experience as a pastimer was gained at Huntington, W. Va., June 18, 1938. He started pitching for the Williamson Colts of the Mountain State League and quit by request of his manager in the fourth. Before he left the premises, Musial had connected for a single.

In his next appearance on the mound, against Bluefield, June 22, Musial restricted the Bluegrays to three singles, scattered through as many rounds, and won, 10 to 3. The principal reason for the tallies made off the then 17-year-old southpaw was loose support.

In 1939, Musial did not report to the newly-named Huntington Cardinals until the second week in June. He began his second season in professional ball with a four-hit win over the team that spoiled his debut the year before—the Huntington Boosters—and scored the winning run after tripling.

Musial learned the art of pitching from his next-door neighbor—Joe Barbao, manager and player of the Donora Zincs. Stan probably taught himself to hit.

The score of Musial's coming-out party, as supplied by Miss Charlotte Oliver of the Williamson Daily News:

WILLIAMSON.			HUNTINGTON.				
AB.	R.	H.	AB.	R.	H.		
Johnson, ss	5	1	1	Oleks, 2b	3	1	0
Carlen, 2b	5	1	2	Eastham, 1b	3	0	0
Hickey, cf	5	1	1	Marshall, cf	3	2	2
Hensley, 3b	3	2	0	Paul, 3b	3	1	2
Sessi, rf	4	2	4	Mincy, rf	3	1	0
Doyle, 1b	4	0	2	Semenko, lf	3	3	1
Flannery, lf	4	0	0	Sandlock, c	4	1	3
Beaman, c	5	1	1	Rapol, ss	3	3	1
MUSIAL, P	2	0	1	Mahan, p	0	0	0
DeFame, p	0	0	0	Lamanna, p	3	0	2
Youngblood, p	2	0	0				
Totals	39	8	12	Totals	28	9	11

Williamson	0	4	0	0	0	0	3	0	1—8
Huntington	1	1	0	2	2	2	0	1	*—9

Runs batted in—Sessi 3, Flannery, Beaman, Doyle, Sandlock 2, Paul, Mahon, Lamanna 3, Semenko. Two-base hits—Sessi 3, Johnson, Marshall, Semenko, Sandlock. Home run—Carlen. Errors—Williamson 3, Huntington 1. Double play—Sessi and Johnson. Bases on balls—Off MUSIAL 3, off Lamanna 3, off Mahan 2, off DeFame 3, off Youngblood 2. Struck out—By MUSIAL 1, by Lamanna 8, by Mahan 2, by Youngblood 2. Hits—Off MUSIAL 6 in 3 1-3 innings, off DeFame 0 in 1 1-3 innings, off Youngblood 5 in 3 innings, off Mahan 2 in 5 innings, off Lamanna 10 in 4 innings. Wild pitch—Mahan. Winning pitcher—Mahan. Losing pitcher—DeFame. Left on bases—Williamson 7, Huntington 10. Umpires—Rhein and Yow.

## Spurgeon Chandler—June 10, 1932

Spurgeon Chandler, Yankee ace pitcher and most valuable American League player of 1943, almost had a winning percentage of 1.000 in his first year in the game (1932). When the Eastern League folded on Sunday, July 17, Chandler had, in four starts for Springfield, won that number of games and in four relief assignments was not charged with a loss or credited with a victory.

George Weiss, then in his first year as director of the New York American League club's minor league organizations, moved the Springfield club into Binghamton of the NYP League and for the Triplets, Chandler immediately

won six in a row, stretching his record to ten straight. On August 28, Harrison of Wilkes-Barre defeated Spud, 4 to 2, in 14 innings. The Georgian then won two more contests for Manager Bill Meyer, giving him a season's record of 12 and one.

Chandler, pitching for Springfield in a night game at Bridgeport, on June 10, was returned a 6 to 3 winner on his maiden appearance in Organized Ball, though he didn't go to the route. The first time Spurgeon traveled the nine innings was July 30, when he blanked New Haven, 10 to 0.

Score of Chandler's first game as a professional:

Springfield.	AB.	R.	H.	O.	A.	E.	Bridgeport.	AB.	R.	H.	O.	A.	E.
Shipley, 2b .....	5	1	2	3	0	0	Laborne, 2b .....	5	0	1	2	4	0
Conley, cf .....	5	2	3	2	0	0	Layne, cf .....	2	0	0	3	0	0
Mishkin, 1b .....	4	1	1	8	2	0	Malay, 1b .....	3	0	2	10	1	0
Stover, rf .....	4	1	2	2	0	0	English, 3b .....	5	0	1	0	1	0
Gibson, 3b .....	4	1	3	0	3	0	Smith, rf .....	3	0	0	3	0	0
Glenn, c .....	4	0	1	9	1	0	Bryan, lf .....	3	0	0	1	0	0
Karlon, lf .....	4	0	1	0	0	0	Danning, c .....	3	1	0	6	3	0
Nolan, ss .....	4	0	0	2	6	1	Windle, ss .....	3	1	0	1	1	0
CHANDLER, p .....	3	0	0	1	0	0	Pattison, p .....	2	0	0	0	0	0
Jenkins, p .....	0	0	0	0	0	0	Planeta, p .....	0	0	0	0	2	0
Frazier, p .....	1	0	0	0	0	0	Merena, p .....	1	0	0	1	0	0
							*Willingham .....	1	1	1	0	0	0
Totals.....	38	6	13	27	12	1	Totals.....	31	3	5	27	12	0

\*Batted for Planeta in seventh.

Springfield .....	2	0	2	0	0	2	0	0	0—6
Bridgeport .....	0	0	0	0	0	0	3	0	0—3

Runs batted in—Gibson 3, Glenn, Nolan, Stover, Laborne 2, Willingham. Two-base hits—Mishkin, Gibson, Laborne, Willingham. Stolen base—Gibson. Double plays—Glenn and Shipley; Danning and Windle. Left on bases—Springfield 5, Bridgeport 10. Bases on balls—Off CHANDLER 6, off Jenkins 2, off Frazier 1. Struck out—By CHANDLER 5, by Frazier 4, by Pattison 4, by Planeta 1, by Merena 1. Hits—Off CHANDLER 4 in 6 innings, off Jenkins 1 in 0 inning, off Frazier 0 in 3 innings, off Pattison 11 in 5 innings, off Planeta 1 in 2 innings, off Merena 1 in 2 innings. Winning pitcher—CHANDLER. Losing pitcher—Pattison. Umpires—Christy and Tyler. Time—2:14.



## 16 PLAYERS TAKEN BY MAJORS IN DRAFT

Sixteen players—seven less than in 1942—were drafted by major league teams at the 1943 draw held in Commissioner K. M. Landis' office in Chicago, November 1 and 2. With the majors again permitted to select more than one player from one minor league club, the 16 were selected out of a possible number ten times as big as the total chosen, and only one was drawn from below Class AA. The following players were drafted:

**American League:** By Boston—Clem Hausmann, Kansas City, pitcher. By Chicago—Edwin Carnett, Seattle, outfielder-pitcher, and Al Epperly, San Francisco, pitcher. By Detroit—Eddie Mayo, Louisville, third baseman, and Joe Orenge, St. Paul, shortstop. By St. Louis—Henry Helf, Milwaukee, catcher.

**National League:** By Boston—Chet Wieczorek, Columbus, outfielder; Ira Hutchinson, Rochester, pitcher, and Max Macon, Montreal, pitcher-outfielder. By Brooklyn—Gil English, Indianapolis, third baseman. By New York—Phil Weintraub, Toledo, first baseman; Hugh Luby, Oakland, second baseman; George Hausmann, New Orleans, second baseman, and Ewald Pyle, Minneapolis, pitcher. By Philadelphia—Charles Schanz, San Diego, pitcher, and Charles Letchas, Toronto, second base.

# Outstanding Major League Records

## Most Years Played in Major Leagues

26—James T. McGuire, Toledo, Cleveland, Rochester, Washington, A. A.; Detroit, Philadelphia, Washington, Brooklyn, N. L.; Detroit, New York, Boston, Cleveland, A. L., 1884 to 1912, except 1889, 1909, 1911 (4 in A. A.; 13 in N. L.; 9 in A. L.).

## Most Consecutive Games, Majors

2,130—Henry L. Gehrig, New York A. L., June 1, 1925, to April 30, 1939, inclusive.

## Highest Batting Average, Season, 100 or More Games, Majors

438—Hugh Duffy, Boston, 124 games, 1894.

## Most Years .400 or Over

N. L.—3—Jesse C. Burkett, Cleveland, St. Louis, 1895, 1896, 1899; Rogers Hornsby, St. Louis, 1922, 1924, 1925.

A. L.—3—Tyrus R. Cobb, Detroit, 1911, 1912, 1922.

## Most Runs, Season, Majors

196—William R. Hamilton, Philadelphia, N. L., 131 games, 1894.

## Most Hits, Season, Majors

257—George H. Sisler, St. Louis, A. L., 154 games, 1920.

## Most Consecutive Games Batted Safely During Season, Majors

56—Joseph P. DiMaggio, New York, A. L., May 15 to July 16, 1941.

## Most Consecutive Hits, During Season, Majors

12—M. Frank Higgins, Boston, A. L., June 19, 19, 21, 21, 1938.

## Most Two-Base Hits, Season, Majors

67—Earl W. Webb, Boston, A. L., 151 games, 1931.

## Most Three-Base Hits, Season, Majors

36—J. Owen Wilson, Pittsburgh, N. L., 152 games, 1912.

## Most Home Runs in Major Leagues

714—George H. Ruth, Boston, New York, A. L., Boston, N. L., 22 years, 1914 to 1935, inclusive, 708 in A. L. and 6 in N. L.

## Most Home Runs, Season

A. L.—60—George H. Ruth, New York, 151 games, 1927.

N. L.—56—Lewis R. Wilson, Chicago, 155 games, 1930.

## Most Home Runs, With Bases Filled, Majors

23—Henry L. Gehrig, New York, A. L., 1925 to 1938, inclusive.

## Most Home Runs, Game

N. L.—4—Robert L. Lowe, Boston, May 30, 1894, afternoon game; Edward J. Delahanty, Philadelphia, July 13, 1896; Charles H. Klein, Philadelphia, July 10, 1936 (10 innings).

A. L.—4—Henry L. Gehrig, New York, June 3, 1932.

## Most Total Bases, Season, Majors

457—George H. Ruth, New York, A. L., 152 games, 1921.

## Most Long Hits, Inning, Majors

3—Thomas E. Burns, Chicago, N. L., September 6, 1883, seventh inning; 2 doubles, 1 homer.

## Most Runs Batted In, Season, Majors

N. L.—190—Lewis R. Wilson, Chicago, N. L., 155 games, 1930.

## Most Runs Batted In, Game, Majors

12—James L. Bottomley, St. Louis, N. L., September 16, 1924.

## Most Bases on Balls, Season, Majors

170—George H. Ruth, New York, A. L., 152 games, 1923.

## Most Strikeouts, Season, Majors

134—Vincent DiMaggio, Boston, N. L., 150 games, 1938.

## Most Consecutive Games, No Strikeouts

89—Carey Selph, Chicago, A. L., May 20, to September 18, 1932.

## Most Hit by Pitcher, Season, Majors

49—Hugh A. Jennings, Baltimore, N. L., 129 games, 1896.

**Highest Fielding Average, Season, 100 or More Games, Outfielder, Majors**  
 1.000—Danny Litwhiler, Philadelphia, N. L., 151 games, 1942.

**PITCHING RECORDS**

**Most Years Pitched in Majors**

22—Denton T. Young, Cleveland, N. L., St. Louis, N. L., Boston, A. L., Cleveland, A. L., Boston, N. L., 1890 to 1911, inclusive; Herbert J. Pennock, Philadelphia, A. L., Boston, A. L., New York, A. L., 1912 to 1934, inclusive, except 1918; Samuel P. Jones, Cleveland, A. L., New York, A. L., St. Louis, A. L., Washington, A. L., Boston, A. L., Chicago, A. L., 1914 to 1935, inclusive.

**Most Years Pitching, One Club, Majors**

21—Walter P. Johnson, Washington, A. L., 1907 to 1927, inclusive.

**Most Games Pitched, Season**

N. L.—75—William H. White, Cincinnati, 1879.  
 A. L.—66—Edward A. Walsh, Chicago, 464 innings, 1908.  
 N. L. since 1900—70—Ace Adams, New York, 140 innings, 1943.

**Most Innings Pitched, Game, Majors**

26—Leon L. Cadore, Brooklyn, N. L., May 1, 1920; Joseph Oeschger, Boston, N. L., May 1, 1920.

**Most Double-Headers Pitched, Season, Majors**

3—Joseph J. McGinnity, New York, N. L., August 1, 8, 21, 1903.

**Most Games Won, Majors**

510—Denton T. Young, Cleveland, N. L., St. Louis, N. L., Boston, A. L., Cleveland, A. L., Boston, N. L., 22 years, 1890 to 1911, inclusive; won 288 in N. L., won 222 in A. L.

**Most Games Won, Season**

N. L.—60—Charles G. Radbourne, Providence, 1884; won 60, lost 12, .833.  
 A. L.—41—John D. Chesbro, New York, 1904; won 41, lost 12, .774.  
 N. L. since 1900—37—Christopher Mathewson, New York, 1908; won 37, lost 11, .771.

**Most Consecutive Games Won, Season, Majors**

19—Timothy J. Keefe, New York, N. L., June 23 to August 10, 1888; Richard W. Marquard, New York, N. L., April 11 to July 3, 1912, first game.

**Fewest Runs Permitted, Double-Header, Majors**

0—Edward M. Reulbach, Chicago, N. L., September 26, 1908.

**Lowest Earned-Run Average, Season, Majors**

0.90—Ferdinand Schupp, New York, N. L., 140 innings, 1916.

**Most Consecutive Scoreless Innings, Season, Majors**

56—Walter P. Johnson, Washington, A. L., April 10 to May 14, 1913, inclusive.

**Most Shutout Games, Season, Majors**

16—George W. Bradley, St. Louis, N. L., 1876; Grover C. Alexander, Philadelphia, N. L., 1916.

**Most No-Hit Games Pitched, Majors, Nine or More Innings**

3—Denton T. Young, Cleveland, N. L., 1897; Boston, A. L., 1904, 1908.  
 3—Lawrence J. Corcoran, Chicago, N. L., 1880, 1882, 1884.

**Most Strikeouts, Majors**

3,497—Walter P. Johnson, Washington, A. L., 21 years, 1907 to 1927, inclusive.

**Most Strikeouts, Game, Nine Innings**

N. L.—19—Charles Sweeney, Providence, June 7, 1884.  
 U. A.—19—Hugh Daily, Chicago, July 7, 1884.  
 A. L.—18—Robert W. Feller, Cleveland, October 2, 1938, first game.  
 N. L. since 1900—17—Jay Hanna Dean, St. Louis, July 30, 1933, first game.

**Most Hit Batsmen, Season, Majors**

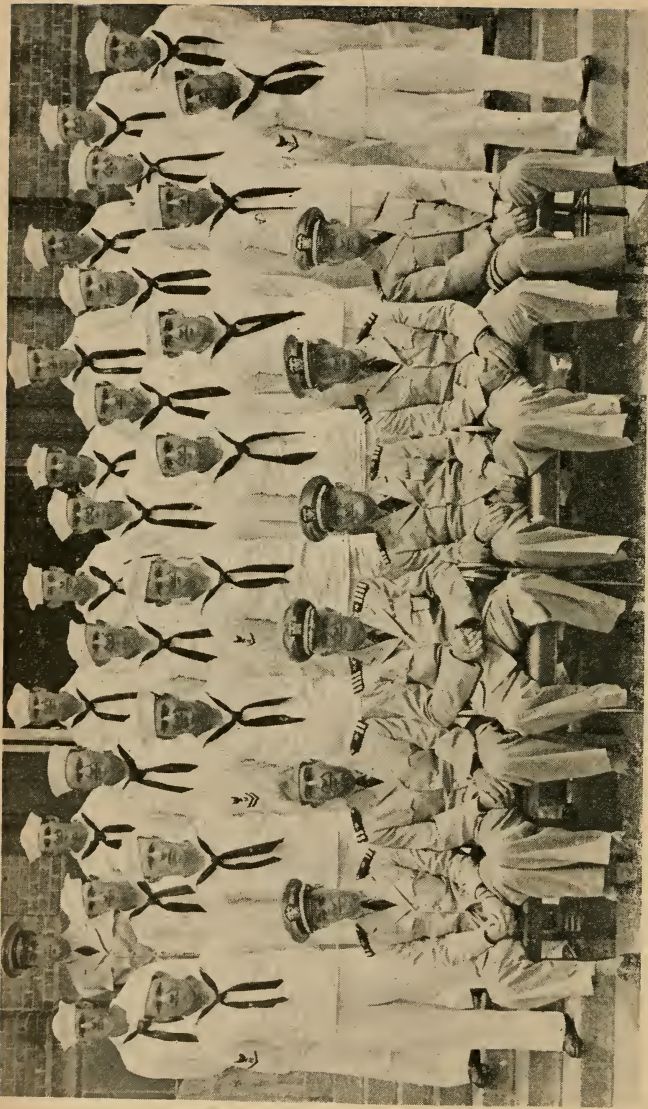
41—Joseph J. McGinnity, Brooklyn, N. L., 41 games, 1900.

**BASE-RUNNING**

**Most Stolen Bases, Majors**

937—William R. Hamilton, Kansas City, A. A., Philadelphia, N. L., Boston, N. L.





GREAT LAKES (ILL.) NAVAL TRAINING STATION, 1943

First row—Lieut. John L. Griffith, Lieut. Paul D. Hinkle, Capt. Robert R. M. Emmet, Lt.-Com. J. Russell Cook, Lieut. Gordon S. Cochrane, Lieut. Luke Walton. Second row—Frank Biscan, Dennis Gleason, John Lucadello, Chester Hajduk, Carl Fiore, Tom Madden, Leo Nonnenkamp, Eddie Pellagrini. Third row—Joe Grace, Earl Bolyard, John Mize, Vern Olsen, George Dickey, Glenn McQuillen, Tom Ferrick, Johnny Schmitz, Robert Harris. Top row—George Hader, Warren Robinson, Henry Perry, Marvin Felderman, Barney McCosky, Jack Hallett, Carl Meyer, Fred Shaffer.

## AMERICAN LEAGUE—BEST ON RECORD—1901-43

### BATTING.

Percentage Leader.....	Sisler, St. Louis (1922).....	.41979
Base Hit Leader.....	Sisler, St. Louis (1920).....	257
Two-Base Hit Leader.....	Webb, Boston (1931).....	67
Three-Base Hit Leader.....	Jackson, Cleveland (1912)	
	Crawford, Detroit (1914).....	26
Home Run Leader.....	Ruth, New York (1927).....	60
Total Bases Leader.....	Ruth, New York (1921).....	457
Runs-Batted-In Leader.....	Gelrig, New York (1931).....	184
Runs Scored Leader.....	Ruth, New York (1921).....	177
Bases-on-Balls Leader.....	Ruth, New York (1923).....	170
Stolen Bases Leader.....	Cobb, Detroit (1915).....	96

### PITCHING.

Games Won and Lost Pct. (season) ..	Grove, Philadelphia—31-4* (1931).....	.886
Games Won and Lost Pct. (career) ..	Grove, Philadelphia—Boston—300-141 (1925-41) ..	.680
Games Won (season).....	Chesbro, New York (1904).....	41
Games Won (career).....	Johnson, Washington (1907-27).....	413
Innings Pitched (season).....	Walsh, Chicago (1908).....	464
Innings Pitched (career).....	Johnson, Washington (1907-27) ..	5,925
Complete Games (season).....	Chesbro, New York (1904).....	48
Complete Games (career).....	Johnson, Washington (1907-27).....	531
Strikeouts (season).....	Waddell, Philadelphia (1904).....	343
Strikeouts (career).....	Johnson, Washington (1907-27).....	3,497
Earned Run Average (season).....	Leonard, Boston, 222 innings (1914).....	1.01
Shutouts (season).....	Coombs, Philadelphia (1910).....	13
Shutouts (career).....	Johnson, Washington (1907-27).....	110†

\*Based on 20 or more wins.

†Johnson also shared three shutouts, being the winning pitcher each time.

### FIELDING.

Pos.	Player.	Club.	Year.	G.	PO.	A.	E.	DP.	Ave.
1B	McInnis,	Boston	(1921).....	152	1549	102	1	..	.999
2B	Melillo,	St. Louis	(1933).....	130	362	451	7	110	.991
SS	Scott,	Boston	(1919).....	138	276	423	17	..	.976
3B	Kamm,	Cleveland	(1933).....	131	153	221	6	16	.984
OF	Byrnes,	St. Louis	(1943).....	114	289	13	1	3	.997
C	W. Dickey,	New York	(1931).....	125	670	78	3	6	.996
Team Leader—	Philadelphia	(1932).....		154	4160	1736	124	142	.9794

### Most Stolen Bases, Season

- A. A.—156—Harry D. Stovey, Philadelphia, 130 games, 1888.
- N. L.—115—William R. Hamilton, Philadelphia, 133 games, 1891.
- A. L.—96—Tyrus R. Cobb, Detroit, 156 games, 1915.
- N. L. since 1900—80—Robert H. Bescher, Cincinnati, 153 games, 1911.

### Most Stolen Bases, Game

- N. L.—7—George F. Gore, Chicago, June 25, 1881; William R. Hamilton, Philadelphia, August 31, 1894, second game.
- A. L.—6—Edward T. Collins, Philadelphia, September 11, 1912; also September 22, 1912, first game.
- N. L. since 1900—5—Daniel L. McGann, New York, May 27, 1904.

### CLUB RECORDS

#### Most Games Won, Season

- N. L.—116—Chicago, 1906 (won 116, lost 36).
- A. L.—110—New York, 1927 (won 110, lost 44).

#### Most Consecutive Games Won, Season, Majors

- 26—New York, N. L., September 7 to September 30, first game, 1916 (1 tie).

#### Most Championships Won, Club

- N. L.—15—Chicago, 1876, 1880, 1881, 1882, 1885, 1886, 1906, 1907, 1908, 1910, 1918, 1929, 1932, 1935, 1938; New York, 1888, 1889, 1904, 1905, 1911, 1912, 1913, 1917, 1921, 1922, 1923, 1924, 1933, 1936, 1937.
- A. L.—14—New Ycrk, 1921, 1922, 1923, 1926, 1927, 1928, 1932, 1936, 1937, 1938, 1939, 1941, 1942, 1943.

## NATIONAL LEAGUE—BEST ON RECORD—1900-43

### BATTING.

Percentage Leader.....	Hornsby, St. Louis (1924).....	.424
Base Hit Leader.....	O'Doul, Phila. (1929) Terry, New York (1930).....	254
Two-Base Hit Leader.....	Medwick, St. Louis (1936).....	64
Three-Base Hit Leader.....	J. Owen Wilson, Pittsburgh (1912).....	36
Home Run Leader.....	L. Wilson, Chicago (1930).....	56
Total Bases Leader.....	Hornsby, St. Louis (1922).....	450
Runs-Batted-In Leader.....	L. Wilson, Chicago (1930).....	190
Runs Scored Leader.....	Klein, Philadelphia (1930).....	158
Bases on Balls Leader.....	Sheckard, Chicago (1911).....	147
Stolen Bases Leader.....	Bescher, Cincinnati (1911).....	80

### PITCHING.

Games Won and Lost Pct. (season)...	Cole, Chicago—20-4* (1911).....	.833
Games Won and Lost Pct. (career)...	Mathewson, New York-Cinn.—373-188 (1900-16)...	.665
Games Won (season).....	Mathewson, New York (1908).....	37
Games 'Won (career).....	Alexander, Phila.-Chicago-St. Louis (1911-1930) Mathewson, New York-Cincinnati (1900-16).....	373
Innings Pitched (season).....	McGinnity, New York (1903).....	434
Innings Pitched (career).....	Alexander, Phila.-Chicago-St. Louis (1911-30).....	5,189
Complete Games (season).....	McGinnity, New York (1903).....	44
Complete Games (career).....	Alexander, Phila.-Chicago-St. Louis (1911-30).....	437
Strikeouts (season).....	Mathewson, New York (1903).....	267
Strikeouts (career).....	Mathewson, New York-Cincinnati (1900-16).....	2,505
Earned Run Average (season).....	Schupp, New York—140 innings (1916).....	0.90
Shutouts (season).....	Alexander, Philadelphia (1916).....	16
Shutouts (career).....	Alexander, Phila.-Chicago-St. Louis (1911-30)....	90

\*Based on 20 or more wins.

### FIELDING.

Pos.	Player.	Club.	Year.	G.	PO.	A.	E.	DP.	Ave.
1B	Holke,	Boston	(1921).....	156	1471	86	4	..	.997
2B	Frey,	Cincinnati	(1943).....	144	399	461	13	112	.985
SS	Miller,	Boston	(1942).....	142	285	450	13	78	.983
3B	Groh,	New York	(1924).....	145	121	286	7	13	.983
OF	Litwhiler,	Philadelphia	(1942).....	151	308	9	0	0	1.000
C	Grace,	Pittsburgh	(1932).....	114	364	48	1	10	.998
			(Grace had five passed balls.)						
Team Leader—	Cincinnati	(1940).....	155	4223	1816	117	158		.981

## CLUB LEADERS—NATIONAL LEAGUE

### Boston Braves

Homers—38, Walter Berger, 1930.

Hits—236, Hugh Duffy, 1894.

Total bases—372, Duffy, 1894.

Runs batted in—130, Berger, 1935.

Stolen bases—93, William R. Hamilton, 1896.

Batting average—438, Duffy, 1894.

Pitching victories—27, Charles Pittinger, Victor Willis, 1902; Dick Rudolph, 1914.

### Brooklyn Dodgers

Homers—35, Babe Herman, 1930.

Hits—241, Herman, 1930.

Total bases—416, Herman, 1930.

Runs batted in—130, Jack Fournier, 1925, and Herman, 1930.

Stolen bases—94, John Ward, 1892.

Batting average—.393, Herman, 1930.

Pitching victories—29, Joe McGinnity, 1900.

**Chicago Cubs**

Homers—56, Hack Wilson, 1930.  
 Hits—229, Rogers Hornsby, 1929.  
 Total bases—423, Wilson, 1930.  
 Runs batted in—190, Wilson, 1930.  
 Stolen bases—100, William A. Lange, 1896.  
 Batting average—.421, Adrian Anson, 1887.  
 Pitching victories—29, Miner Brown, 1908.

**Cincinnati Reds**

Homers—30, Ival Goodman, 1938.  
 Hits—219, J. Bentley Seymour, 1905.  
 Total bases—325, Seymour, 1905.  
 Runs batted in—128, Frank McCormick, 1939.  
 Stolen bases—93, Walter Latham, 1891.  
 Batting average—.383, James Holliday, 1894.  
 Pitching victories—27, Adolfo Luque, 1923, and Bucky Walters, 1939.

**New York Giants**

Homers—42, Mel Ott, 1929.  
 Hits—254, Bill Terry, 1930.  
 Total bases—392, Terry, 1930.  
 Runs batted in—151, Ott, 1929.  
 Stolen bases—111, John Ward, 1887.  
 Batting average—.401, Terry, 1930.  
 Pitching victories—37, Christy Mathewson, 1908.

**Philadelphia Phillies**

Homers—43, Chuck Klein, 1929.  
 Hits—254, Frank O'Doul, 1929.  
 Total bases—445, Klein, 1930.  
 Runs batted in—170, Klein, 1930.  
 Stolen bases—115, Billy Hamilton, 1891.  
 Batting average—.408, Edward Delahanty, 1899.  
 Pitching victories—33, Grover Alexander, 1916.

**Pittsburgh Pirates**

Homers—23, John Rizzo, 1938.  
 Hits—237, Paul Waner, 1927.  
 Total bases—366, Hazen Cuyler, 1925.  
 Runs batted in—131, Paul Waner, 1927.  
 Stolen bases—63, Max Carey, 1916.  
 Batting average—.385, Floyd Vaughan, 1935.  
 Pitching victories—28, John Chesbro, 1902.


**St. Louis Cardinals**

Homers—43, John Mize, 1940.  
 Hits—250, Rogers Hornsby, 1922.  
 Total bases—450, Hornsby, 1922.  
 Runs batted in—154, Joe Medwick, 1937.  
 Stolen bases—59, Thomas Dowd, 1893.  
 Batting average—.424, Hornsby, 1924.  
 Pitching victories—30, Dizzy Dean, 1934.

**CLUB LEADERS—AMERICAN LEAGUE****Boston Red Sox**

Homers—50, Jimmie Foxx, 1938.  
 Hits—222, Tris Speaker, 1912.  
 Total bases—398, Foxx, 1938.  
 Runs batted in—175, Foxx, 1938.  
 Stolen bases—52, Speaker, 1912.  
 Batting average—.406, Ted Williams, 1941.  
 Pitching victories—34, Joe Wood, 1912.





CHAPEL HILL (N. C.) NAVY PRE-FLIGHT SCHOOL, 1943

First row—E. L. Anderson, Earl Stewart, Robert Carney, Harry Craft, Clayton Whisman, Robert Sampson, Gunner Hagstrom, J. E. O'Grady. Middle row—Paul Gallagher, manager; Ens. Edward Moriarty, Lieut. (j. g.) John A. Hassett, John Pesky, Lieut. George Kepler, head coach; Lieut. Alexander Sabo, Ens. Andy Pilney, T. J. Ravashiere, Louis Gremp. Top row—Ted Williams, Ens. Victor Bradford, John Kispert, John Sain, Joseph Coleman, Ph.M.3c Allan Cooke, Lieut. (j. g.) Robert Williams, Ens. Joseph Cusick, John Kettle, Lewis Powers, Joseph Malone. Front center—Jimmy Raugh, batboy.



**Chicago White Sox**

Homers—27, Henry Bonura, 1934, and Joe Kuhel, 1940.  
 Hits—222, Eddie Collins, 1920.  
 Total bases—336, Joe Jackson, 1920.  
 Runs batted in—138, Bonura, 1936.  
 Stolen bases—53, E. Collins, 1917.  
 Batting average—.388, Luke Appling, 1936.  
 Pitching victories—40, Ed Walsh, 1908.

**Cleveland Indians**

Homers—42, Hal Trosky, 1936.  
 Hits—233, Joe Jackson, 1911.  
 Total bases—405, Trosky, 1936.  
 Runs batted in—162, Trosky, 1936.  
 Stolen bases—52, Ray Chapman, 1917.  
 Batting average—.408, Jackson, 1911.  
 Pitching victories—31, Jim Bagby, Sr., 1920.

**Detroit Tigers**

Homers—58, Hank Greenberg, 1938.  
 Hits—248, Ty Cobb, 1911.  
 Total bases—397, Greenberg, 1937.  
 Runs batted in—183, Greenberg, 1937.  
 Stolen bases—96, Cobb, 1915.  
 Batting average—.420, Cobb, 1911.  
 Pitching victories—29, George Mullin, 1909.

**New York Yankees**

Homers—60, Babe Ruth, 1927.  
 Hits—231, Earle Combs, 1927.  
 Total bases—457, Ruth, 1921.  
 Runs batted in—184, Lou Gehrig, 1931.  
 Stolen bases—74, Fritz Maisel, 1914.  
 Batting average—.393, Ruth, 1923.  
 Pitching victories—41, John Chesbro, 1904.

**Philadelphia Athletics**

Homers—58, Jimmie Foxx, 1932.  
 Hits—253, Al Simmons, 1925.  
 Total bases—438, Foxx, 1932.  
 Runs batted in—169, Foxx, 1932.  
 Stolen bases—81, Eddie Collins, 1910.  
 Batting average—.405, Napoleon Lajoie, 1901.  
 Pitching victories—31, Jack Coombs, 1910, and Lefty Grove, 1931.

**St. Louis Browns**

Homers—39, Ken Williams, 1922.  
 Hits—257, George Sisler, 1920.  
 Total bases—399, Sisler, 1920.  
 Runs batted in—155, Williams, 1922.  
 Stolen bases—51, Sisler, 1922.  
 Batting average—.420, Sisler, 1922.  
 Pitching victories—27, Urban Shocker, 1921.


**Washington Senators**

Homers—22, Henry Bonura, 1938.  
 Hits—227, Sam Rice, 1925.  
 Total bases—329, Leon Goslin, 1925.  
 Runs batted in—129, Goslin, 1924.  
 Stolen bases—88, Clyde Milan, 1912.  
 Batting average—.379, Goslin, 1928.  
 Pitching victories—36, Walter Johnson, 1913.



LAMBERT FIELD (MO.) NAVAL AIR STATION, 1943

First row—Frank Mason, Robert Martin, Ken Olson, Bob Stopenhorst, Russ Nixon, Bill Messman, Robert Grant. Middle row—Lieut. Rody Ruttenbusch, coach; John Berardino, Frank Scalzi, Capt. P. C. Supan, senior medical officer; Lt.-Com. John W. Geppert, executive officer; Lieut. C. A. Muhl, athletic officer; Val Heim, Lieut. Hal Schumacher, manager. Top row—Boris Martin, Emil Kush, Al Fisher, Bob Scheffing, Dick Sisler, Ralph Sacko, Bill Mueller, Bob Blattner.



WACO (TEX.) ARMY FLYING SCHOOL, 1943

First row—John Stewart, Leroy Conrad, Michael Mandjack, Jake Berger, Ernest Nelson, Bob Sherman, Ernest Dougherty. Middle row—Lieut. George (Birdie) Tebbetts, Louis Batterson, Mike Popovich, Robert Birchfield, Alfred Kasparek, Lester Stephens, Bruce Campbell, Lieut. Colonel (Buster) Mills. Top row—Gil Turner, Jack English, Walter Evers, Sid Hudson, Nick Popovich, Bob Stone, Herbert Nordquist.

# Night Game Averages

Compiled by FORD C. SAWYER

## NATIONAL LEAGUE BATTING

### CLUB BATTING

Club.	G.	AB.	R.	H.	Pct.	2B.	3B.	HR.
Pittsburgh	22	723	81	191	.264	28	9	5
New York	9	300	24	77	.253	7	1	2
St. Louis	21	704	79	175	.249	31	9	8
Philadelphia	22	717	77	174	.243	25	6	4
Chicago	8	280	29	68	.243	8	2	2
Brooklyn	8	276	24	66	.239	10	2	1
Cincinnati	21	671	65	157	.234	25	10	0
Boston	9	295	21	65	.220	9	1	0
<b>Totals</b>		<b>3966</b>	<b>400</b>	<b>973</b>	<b>.245</b>	<b>143</b>	<b>40</b>	<b>22</b>

### CLUB STANDINGS

Club.	G.	W.	L.	Pct.	Club.	G.	W.	L.	Pct.
Cincinnati	21	15	6	.714	Brooklyn	8	4	4	.500
St. Louis	21	12	9	.571	Chicago	8	3	5	.375
Pittsburgh	22	12	9	.571	Boston	9	2	7	.222
Philadelphia	22	10	10	.500	New York	9	0	8	.000

Ties—Philadelphia, 2; Pittsburgh and New York, 1 each.

### INDIVIDUAL BATTING

Five or More Games.

Player and Club.	G.	AB.	R.	H.	Pct.	2B.	3B.	HR.
Kimball, Philadelphia, p.	7	2	0	1	.500	0	0	0
Galan, Brooklyn, lb-of.	7	22	4	10	.455	0	0	0
Goodman, Chicago, of.	6	25	5	10	.400	2	1	1
Colman, Pittsburgh, of.	8	15	3	6	.400	0	1	0
Elliott, Pittsburgh, 3b.	22	78	10	31	.397	3	2	2
Merullo, Chicago, ss.	6	23	4	9	.391	0	0	0
Williams, Cincinnati, inf.	6	13	1	5	.385	0	0	0
Stanky, Chicago, 2b.	8	32	5	12	.375	0	0	0
Krist, St. Louis, p.	5	8	2	3	.375	0	0	0
Gordon, New York, 3b.	5	14	1	5	.357	0	0	0
Rowe, Philadelphia, p.	12	20	3	7	.350	1	0	0
Triplett, St. Louis-Philadelphia, of.	18	52	7	18	.346	1	2	0
Maynard, New York, 3b-of.	9	26	3	9	.346	0	0	1
Witek, New York, 2b.	9	35	3	12	.343	1	0	0
Marion, St. Louis, ss.	20	56	8	19	.339	2	1	0
Gustine, Pittsburgh, inf.	15	56	3	19	.339	3	1	0
Masi, Boston, c.	5	15	1	5	.333	0	0	0
Lowrey, Chicago, ss-of.	7	28	3	9	.321	2	0	0
Haas, Cincinnati, inf.	10	38	4	12	.316	1	2	0
Van Robays, Pittsburgh, of.	10	32	3	10	.313	3	0	0
Butcher, Pittsburgh, p.	7	16	0	5	.313	1	0	0
W. Cooper, St. Louis, c.	18	69	9	21	.304	4	0	1
Finley, Philadelphia, c.	5	20	1	6	.300	0	0	0
H. Walker, St. Louis, of.	21	79	9	23	.291	3	1	1
Garms, St. Louis, 3b-of.	11	21	2	6	.286	1	0	0
Marshall, Cincinnati, of.	16	64	6	18	.281	0	3	0
Fletcher, Pittsburgh, lb.	22	72	12	20	.278	2	2	1
Medwick, Brooklyn-New York, of.	9	36	5	10	.278	2	1	0
Musial, St. Louis, of.	21	80	9	22	.275	3	2	0
J. Barrett, Pittsburgh, of.	18	44	8	12	.273	2	0	0
Owen, Brooklyn, c.	6	22	2	6	.273	0	0	0
May, Philadelphia, 3b.	21	59	4	16	.271	3	0	0
Kurowski, St. Louis, 3b.	18	63	9	17	.270	4	2	1
O'Brien, Pittsburgh, 3b-of.	10	26	5	7	.269	2	0	0
Lopez, Pittsburgh, c.	20	64	6	17	.266	1	2	0
Nieman, Boston, of.	5	19	1	5	.263	2	1	0
Adams, Philadelphia, of.	15	58	7	15	.259	4	0	0
G. Walker, Cincinnati, of.	15	58	6	15	.259	1	1	0
Herman, Brooklyn, inf.	8	27	5	7	.259	1	1	0
Moore, Brooklyn-Philadelphia, c-of.	12	43	5	11	.256	1	1	1
DiMaggio, Pittsburgh, ss-of.	22	83	6	21	.253	6	0	2
Dahlgren, Philadelphia, inf.	21	79	8	20	.253	4	1	1

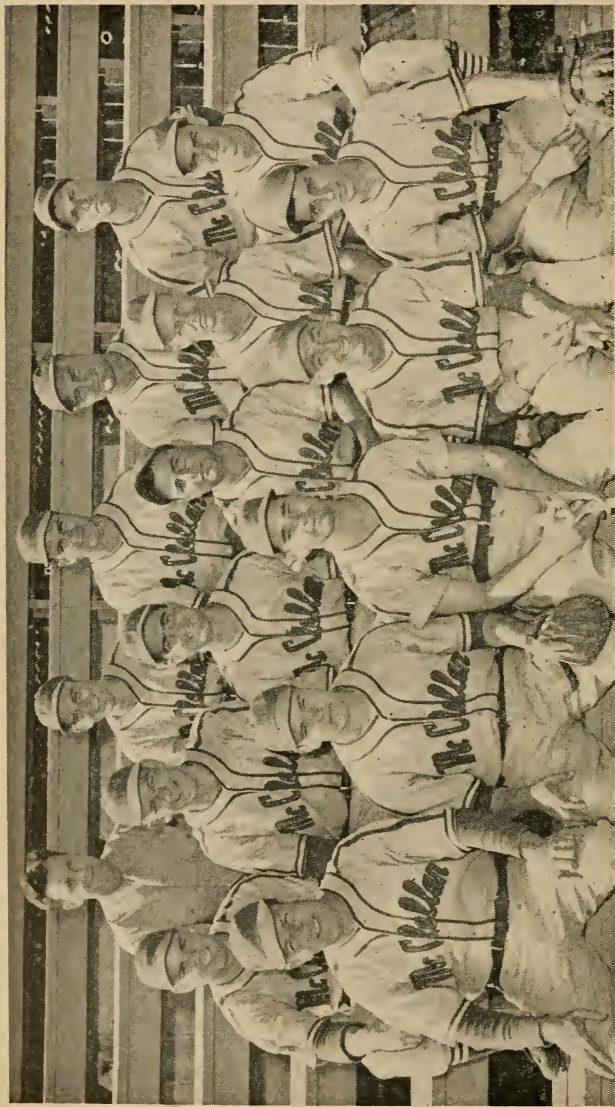


Player and Club.	G.	AB.	R.	H.	Pct.	2B.	3B.	HR.
Mesner, Cincinnati, 3b.....	20	76	3	19	.250	2	1	0
Mueller, Cincinnati, c.....	20	56	5	14	.250	5	1	0
Ott, New York, of-3b.....	9	20	1	5	.250	0	0	0
Klinger, Pittsburgh, p.....	5	12	0	3	.250	0	0	0
Wasdell, Philadelphia, of-1b.....	20	62	9	15	.242	1	1	0
Vaughan, Brooklyn, inf.....	8	33	2	8	.242	3	0	0
Northey, Philadelphia, of.....	20	79	8	19	.241	5	0	2
Holmes, Boston, of.....	8	29	3	7	.241	0	0	0
Sanders, St. Louis, 1b.....	19	67	9	16	.239	4	3	3
Livingston, Philadelphia-Chicago, c.....	12	38	2	9	.237	2	0	0
Frey, Cincinnati, 2b.....	18	72	8	17	.236	1	1	0
Walters, Cincinnati, p.....	11	34	6	8	.235	3	1	0
Rucker, New York, of.....	8	30	2	7	.233	0	0	0
F. McCormick, Cincinnati, 1b.....	15	52	5	12	.231	4	0	0
Tipton, Cincinnati, of.....	17	48	9	11	.229	2	0	0
Jurges, New York, inf.....	9	31	3	7	.226	0	0	0
Brewster, Philadelphia, ss.....	8	31	2	7	.226	0	0	0
Hamrick, Philadelphia, inf.....	6	23	1	5	.217	0	0	0
O'Dea, St. Louis, c.....	6	14	2	3	.214	2	0	1
Mancuso, New York, c.....	6	14	1	3	.214	2	0	0
Sewell, Pittsburgh, p.....	6	14	1	3	.214	0	1	0
Lanier, St. Louis, p.....	8	19	2	4	.211	0	0	0
Clay, Cincinnati, of.....	7	19	2	4	.211	0	0	0
Lombardi, New York, c.....	6	19	1	4	.211	2	0	0
Hopp, St. Louis, of-1b.....	16	41	6	9	.210	1	0	0
Litwhiler, Philadelphia-St. Louis, of.....	15	43	4	9	.209	3	0	0
Crabtree, Cincinnati, of.....	8	29	2	6	.207	2	0	0
Ryan, Boston, inf.....	8	29	2	6	.207	2	0	0
Vander Meer, Cincinnati, p.....	7	20	4	4	.200	0	0	0
Fallon, St. Louis, 2b.....	7	15	0	3	.200	0	0	0
Bartell, New York, inf.....	5	10	2	2	.200	0	0	0
Wyrostek, Pittsburgh, of.....	6	5	1	1	.200	0	0	0
Geary, Pittsburgh, ss.....	9	36	4	7	.194	0	0	0
F. Walker, Brooklyn, of.....	8	36	3	7	.194	1	0	0
Murtaugh, Philadelphia, 2b.....	15	57	9	11	.193	1	1	0
Klein, St. Louis, inf.....	21	83	5	16	.192	5	0	1
Russell, Pittsburgh, of.....	19	63	8	12	.190	3	0	0
Camilli, Brooklyn, 1b.....	5	16	1	3	.188	2	0	0
Rubeling, Pittsburgh, 2b.....	5	18	2	3	.167	0	0	0
Demaree, St. Louis, of.....	6	12	1	2	.167	0	0	0
Glossop, Brooklyn, inf.....	5	12	0	2	.167	1	0	0
Workman, Boston, of.....	9	37	1	6	.162	0	0	0
Coscart, Pittsburgh, inf.....	16	62	7	10	.161	2	0	0
Nicholson, Chicago, of.....	8	32	2	5	.156	1	0	1
Cavarretta, Chicago, 1b.....	8	28	3	4	.143	0	1	0
Javery, Boston, p.....	5	14	0	2	.143	0	0	0
Stewart, Philadelphia, inf.....	14	37	2	5	.135	0	0	0
Miller, Cincinnati, ss.....	20	69	3	9	.130	4	0	0
Wietelmann, Boston, ss.....	9	31	4	4	.129	0	0	0
Shoun, Cincinnati, p.....	6	8	1	1	.125	0	0	0
Hack, Chicago, 3b.....	7	28	2	3	.104	0	0	0
Ross, Boston, of.....	5	20	1	2	.100	1	0	0
M. Cooper, St. Louis, p.....	7	24	1	2	.083	0	0	0
Barrett, Philadelphia, p.....	6	12	3	1	.083	0	0	0
Joost, Boston, inf.....	8	25	1	2	.080	1	0	0
Gornicki, Pittsburgh, p.....	5	5	0	0	.000	0	0	0
Mungo, New York, p.....	5	3	0	0	.000	0	0	0
Dietz, Pittsburgh-Philadelphia, p.....	5	0	2	0	.000	0	0	0

AMERICAN LEAGUE BATTING  
CLUB BATTING

Club.	G.	AB.	R.	H.	Pct.	2B.	3B.	HR.
Boston.....	14	472	64	119	.252	20	5	11
Washington.....	45	1512	187	380	.251	69	21	10
Detroit.....	14	492	69	122	.248	15	6	5
Chicago.....	27	918	92	227	.247	30	8	3
Cleveland.....	26	889	80	210	.236	30	8	5
St. Louis.....	29	940	110	216	.230	38	0	15
New York.....	12	411	42	87	.212	20	2	4
Philadelphia.....	25	801	56	157	.196	20	2	5
Totals.....	6435	700	1518	236	242	58	58	





McCLELLAN FIELD (CALIF.) ARMY AIR FORCES, 1943

First row—Reg Renfree, manager; Mike Sypnicki, Ferris Fain, Izzy Smith, Joe Marvelli. Middle row—Kenny Butler, Carl DeRose, Dario Lodigiani, Vince Latino, Bob Dillinger, Al Hanley. Top row—Don Brown, scorekeeper; Charles Silvera, Walter Judnich, Bill Schmidt, Malcolm Silva.

CLUB STANDINGS

Club.	G.	W.	L.	Pct.	Club.	G.	W.	L.	Pct.
New York.....	12	7	5	.583	Cleveland .....	26	14	12	.538
Detroit .....	14	8	6	.571	St. Louis.....	29	14	15	.483
Boston .....	14	8	6	.571	Chicago .....	27	12	15	.444
Washington .....	45	25	20	.556	Philadelphia .....	25	8	17	.320

INDIVIDUAL BATTING

Five or More Games.

Player and Club.	G.	AB.	R.	H.	Pct.	2B.	3B.	HR.
Maltzberger, Chicago, p.....	7	5	0	2	.400	0	0	0
Edwards, Cleveland, of.....	15	48	5	19	.396	4	2	1
Christman, St. Louis, inf.....	20	67	9	24	.358	4	1	0
Culberson, Boston, of.....	10	42	7	15	.357	1	2	2
Hodgin, Chicago, 3b-of.....	23	85	10	30	.353	2	3	0
Wood, Detroit, lf.....	6	23	6	8	.348	0	0	0
Fox, Boston, of.....	12	44	4	15	.341	2	0	0
Zarilla, St. Louis, of.....	13	48	5	16	.333	2	1	0
Myatt, Washington, 2b.....	10	15	3	5	.333	1	0	0
L. Newsom, St. Louis-Washington, p.....	7	12	0	4	.333	0	0	0
Wensloff, New York, p.....	5	9	1	3	.333	1	0	0
Hollingsworth, St. Louis, p.....	5	3	0	1	.333	0	0	0
Keltner, Cleveland, 3b.....	29	79	9	25	.316	9	0	0
Dickey, New York, c.....	7	19	2	6	.316	3	0	0
Metkovich, Boston, of.....	8	32	5	10	.313	2	0	2
Cullenbine, Cleveland, 1b-of.....	24	85	8	26	.306	4	1	1
Etten, New York, 1b.....	12	49	5	15	.306	5	0	2
Cramer, Detroit, of.....	13	56	4	17	.304	0	0	0
Denning, Cleveland, 1b.....	5	20	2	6	.300	0	0	0
Hockett, Cleveland, of.....	25	104	14	31	.298	3	2	0
Appling, Chicago, ss.....	27	101	9	30	.297	5	0	1
Spence, Washington, of.....	44	162	25	48	.296	10	5	4
Wynn, Washington, p.....	12	27	1	8	.296	1	0	0
Partee, Boston, c.....	5	17	1	5	.294	0	0	0
Hoover, Detroit, ss.....	13	55	11	16	.291	1	2	0
Haynes, Chicago, p.....	6	7	2	2	.286	0	0	0
Humphries, Chicago, p.....	5	14	2	4	.286	1	0	0
Unser, Detroit, c.....	5	14	0	4	.286	0	0	0
R. Johnson, Washington, 3b-of.....	30	113	15	32	.283	5	1	4
Higgins, Detroit, 3b.....	11	39	7	11	.282	1	0	2
Wakefield, Detroit, of.....	14	57	9	16	.281	4	2	0
Clary, Washington-St. Louis, 3b.....	27	93	13	26	.280	4	1	0
Early, Washington, c.....	38	130	11	36	.277	7	3	1
Culler, Chicago, inf.....	9	22	3	6	.273	3	0	0
Suder, Philadelphia, inf.....	16	52	2	14	.269	3	0	1
Priddy, Washington, 2b.....	44	165	18	44	.267	8	1	1
Tucker, Chicago, of.....	23	86	12	23	.267	2	2	0
Powell, Washington, of.....	9	38	4	10	.263	3	1	0
Moses, Chicago, of.....	26	108	16	28	.259	3	2	0
Castino, Chicago, c.....	8	27	2	7	.259	0	0	0
Robertson, Washington, 3b.....	17	31	5	8	.258	2	0	0
L. Newsome, Boston, ss.....	10	39	4	10	.256	1	0	0
Vernon, Washington, 1b.....	44	158	22	40	.253	11	3	0
Bagby, Cleveland, p.....	7	24	3	6	.250	0	0	0
Carrasquel, Washington, p.....	10	8	0	2	.250	0	0	0
Dean, Cleveland, p.....	6	8	0	2	.250	0	0	0
Naymick, Cleveland, p.....	6	4	0	1	.250	0	0	0
Conroy, Boston, c.....	5	16	3	4	.250	1	0	1
McQuinn, St. Louis, 1b.....	24	81	13	20	.247	4	0	1
Lupien, Boston, 1b.....	14	57	8	14	.246	1	2	0
Webb, Chicago, 2b.....	13	49	2	12	.245	0	0	0
Metheny, New York, of.....	10	37	3	9	.243	3	0	0
Stephens, St. Louis, ss.....	25	87	12	21	.241	4	0	3
Hall, Philadelphia, ss.....	24	87	3	21	.241	2	1	0
Turner, Chicago, c.....	9	29	2	7	.241	0	0	0
Kampouris, Washington, 3b-of.....	18	46	13	11	.239	1	0	0
Tabor, Boston, 3b.....	12	46	7	11	.239	3	1	2
Schultz, St. Louis, c.....	8	17	1	4	.235	1	0	0
Lake, Boston, ss.....	6	17	3	4	.235	3	0	1
Welaj, Philadelphia, of.....	17	47	8	11	.234	1	0	0
Giuliani, Washington, c.....	12	30	3	7	.233	2	1	0
Chartak, St. Louis, of.....	19	56	8	13	.232	3	0	4

Player and Club.	G.	AB.	R.	H.	Pct.	2B.	3B.	HR.
Sullivan, Washington, ss.....	41	143	13	33	.231	3	1	0
Laabs, St. Louis, of.....	29	104	18	24	.231	5	1	5
Tresh, Chicago, c.....	12	39	3	9	.231	1	0	0
D. Ross, Detroit, ss-of.....	8	26	3	6	.231	1	0	0
Lindell, New York, of.....	10	35	4	8	.229	0	1	0
Curtright, Chicago, of.....	23	79	5	18	.228	3	1	0
A. Smith, Cleveland, p.....	10	22	1	5	.227	0	0	0
W. Johnson, New York, 3b.....	12	40	6	9	.225	2	0	0
Byrnes, St. Louis, of.....	24	72	10	16	.222	3	2	0
Haefner, Washington, p.....	15	18	2	4	.222	1	1	0
Scarborough, Washington, p.....	7	9	0	2	.222	0	0	0
Flores, Philadelphia, p.....	5	9	1	2	.222	0	1	0
Siebert, Philadelphia, 1b.....	24	91	8	20	.220	4	0	0
Grant, Chicago-Cleveland, 3b.....	13	41	5	9	.220	1	0	0
Kolloway, Chicago, 2b.....	10	41	4	9	.220	4	0	0
Gutteridge, St. Louis, 3b.....	24	92	12	20	.217	5	1	1
Doerr, Boston, 2b.....	14	51	10	11	.216	3	0	2
Gordon, New York, 2b.....	11	43	3	9	.209	2	0	1
Case, Washington, of.....	41	178	25	37	.208	8	1	0
Moore, Washington, of.....	24	72	14	15	.208	2	2	0
Harris, Detroit, of.....	10	29	5	6	.207	2	0	1
Valo, Philadelphia, of.....	13	39	6	8	.205	0	0	1
York, Detroit, 1b.....	14	54	7	11	.204	2	1	2
Clift, St. Louis-Washington, 3b.....	22	74	6	15	.203	0	0	1
Kuhel, Chicago, 1b.....	26	90	12	18	.200	3	0	1
Rosar, Cleveland, c.....	19	70	4	14	.200	0	1	0
Track, Philadelphia, of.....	9	20	0	4	.200	0	0	0
Mertz, Washington, p.....	7	5	1	1	.200	0	0	0
Kennedy, Cleveland, p.....	6	5	1	1	.200	0	0	0
Ripple, Philadelphia, of.....	5	20	1	4	.200	1	0	0
Boudreau, Cleveland, ss.....	26	91	12	18	.198	3	0	1
Wagner, Philadelphia, c.....	20	61	1	12	.197	4	0	0
Heath, Cleveland, of.....	18	62	5	12	.194	4	0	1
White, Philadelphia, of.....	24	84	5	16	.190	2	0	0
Grove, Chicago, p.....	8	21	2	4	.190	0	0	0
Keller, New York, of.....	10	37	6	7	.189	1	1	1
Hayes, St. Louis, c.....	14	32	1	6	.188	2	0	0
Leonard, Washington, p.....	10	22	0	4	.182	0	0	0
Stirnweiss, New York, ss.....	7	22	2	4	.182	0	0	0
Peters, Cleveland, inf.....	10	28	1	5	.179	0	1	0
Ferrell, St. Louis, c.....	20	51	2	9	.176	0	0	0
Barna, Boston, of.....	5	17	4	3	.176	2	0	0
Sears, New York, c.....	7	23	2	4	.174	0	0	0
Rocco, Cleveland, 1b.....	20	78	3	13	.167	0	0	1
Heffner, St. Louis-Philadelphia, 2b.....	17	54	3	9	.167	0	0	0
Richards, Detroit, c.....	9	24	4	4	.167	1	0	0
Niggeling, St. Louis-Washington, p.....	8	18	0	3	.167	0	0	0
Trout, Detroit, p.....	7	12	0	2	.167	1	0	0
Hughson, Boston, p.....	5	12	0	2	.167	0	0	0
Reynolds, Cleveland, p.....	5	12	0	2	.167	0	0	0
Mayo, Philadelphia, 3b.....	21	75	6	12	.160	1	0	0
Arntzen, Philadelphia, p.....	8	19	1	3	.158	0	0	0
E. Smith, Chicago, p.....	7	19	1	3	.158	0	0	0
Estallega, Philadelphia, of.....	21	70	6	11	.157	1	0	2
Weatherly, New York, of.....	7	26	4	4	.154	0	0	0
Mack, Cleveland, 2b.....	26	89	6	13	.146	3	1	0
Cronin, Boston, 3b.....	5	7	1	1	.143	0	0	1
Candlin, Washington, p.....	10	22	1	3	.136	0	0	0
Bloodworth, Detroit, 2b.....	12	45	5	6	.133	0	1	0
Desautels, Cleveland, c.....	10	30	2	4	.133	0	0	0
Potter, St. Louis, p.....	5	15	0	2	.133	0	0	0
Kreerich, St. Louis, of.....	17	40	5	5	.125	1	0	0
Cuccinello, Chicago, 3b.....	8	26	0	3	.115	1	0	0
Galehouse, St. Louis, p.....	8	18	2	2	.111	1	0	0
Solters, Chicago, of.....	7	9	0	1	.111	0	0	0
Stainback, New York, of.....	5	11	1	1	.091	1	0	0
Wolff, Philadelphia, p.....	11	23	2	2	.087	0	0	0
Criscola, St. Louis, of.....	5	13	0	1	.077	0	0	0
Crossett, New York, ss.....	7	29	2	2	.069	0	0	0
Swift, Philadelphia, c.....	9	21	0	1	.048	0	0	0
Hamsley, New York, c.....	5	10	0	0	.000	0	0	0
Radcliff, Detroit, util.....	7	4	0	0	.000	0	0	0
Metro, Detroit, util.....	5	0	3	0	.000	0	0	0

PLAYERS APPEARING IN BOTH MAJOR LEAGUES IN 1943

BATTING RECORDS.

Player and Club.	G.	AB.	R.	H.	Pct.	2B.	3B.	HR.
L. Newsom, Brooklyn, N. L.-St. Louis-Washington, A. L.	9	12	0	4	.333	0	0	0
Padden, Philadelphia, N. L.-Washington, A. L.	4	5	1	1	.200	0	0	0
Barna, New York, N. L.-Boston, A. L.	6	21	5	4	.190	2	0	1
Fuchs, Philadelphia, N. L.-St. Louis, A. L.	6	9	0	0	.000	0	0	0
Ostermueller, Brooklyn, N. L.-St. Louis, A. L.	4	1	0	0	.000	0	0	0

PITCHING RECORDS.

Player and Club.	G.	W.	L.	Pct.	IP.	H.	SO.	BB.	CG.	TO.	Rel.
L. Newsom	9	1	6	.143	44	47	21	29	1	7	1
Fuchs	6	0	2	.000	32	38	11	19	2	0	4
*Ostermueller	3	0	0	.000	4½	4	1	2	0	0	3

\*Ostermueller pitched in three games for Browns, only pinch-hit in one game for the Dodgers.

NATIONAL LEAGUE PITCHING

Three or More Games.

Player and Club.	G.	W.	L.	Pct.	IP.	H.	SO.	BB.	CG.	TO.	Rel.
Rowe, Philadelphia	5	4	0	1.000	41½	35	14	4	3	2	0
Shoun, Cincinnati	6	3	0	1.000	26½	19	10	8	0	0	6
Johnson, Philadelphia	3	2	0	1.000	25	20	15	6	2	1	0
Brecheen, St. Louis	3	1	0	1.000	11½	6	11	2	0	0	3
Vander Meer, Cincinnati	7	4	1	.800	58½	46	52	35	5	2	0
Butcher, Pittsburgh	7	4	1	.800	51½	47	12	11	4	2	1
Sewell, Pittsburgh	5	3	1	.750	38	40	12	16	4	1	0
Walters, Cincinnati	11	8	3	.727	90	70	31	36	10	1	0
W. Cooper, St. Louis	7	5	2	.714	67½	48	40	10	6	1	0
Krist, St. Louis	5	2	1	.667	25½	22	11	4	3	0	2
Gornicki, Pittsburgh	5	2	1	.667	15½	16	9	3	1	1	3
Passeau, Chicago	4	2	1	.667	28½	22	11	5	3	0	1
Barrett, Philadelphia	6	2	2	.500	41½	35	14	10	3	2	1
Javery, Boston	5	2	2	.500	37	32	20	11	3	1	1
Macon, Brooklyn	4	1	1	.500	11½	12	4	7	0	2	2
Rescigno, Pittsburgh	4	1	1	.500	10½	9	6	3	0	1	3
Munger, St. Louis	3	1	1	.500	6½	10	5	4	0	2	1
Janier, St. Louis	8	3	4	.429	62½	63	42	27	3	5	0
Gerheuser, Philadelphia	4	1	2	.333	22	20	11	6	2	0	2
Bithorn, Chicago	3	1	2	.333	16	14	3	5	1	2	0
Klinger, Pittsburgh	5	1	3	.250	35	42	13	9	2	3	0
Fuchs, Philadelphia	3	0	2	.000	17½	17	4	12	2	0	1
Kimball, Philadelphia	7	0	1	.000	17½	17	6	7	0	2	5
Hebert, Pittsburgh	4	0	1	.000	18½	17	5	6	1	1	2
Mungo, New York	4	0	1	.000	11	15	7	7	0	1	3
Salvo, Boston	3	0	1	.000	21	23	7	11	1	2	0
Melton, New York	3	0	1	.000	3½	3	1	2	0	0	3
Webber, Brooklyn	3	0	0	.000	8½	10	2	4	0	0	3
Dickson, St. Louis	3	0	0	.000	4	7	1	2	0	0	3
Dietz, Philadelphia	3	0	0	.000	4	4	0	1	0	0	3

AMERICAN LEAGUE PITCHING

Three or More Games.

Player and Club.	G.	W.	L.	Pct.	IP.	H.	SO.	BB.	CG.	TO.	Rel.
Ryba, Boston	4	3	0	1.000	21	16	8	5	1	0	3
Carrasquel, Washington	10	2	0	1.000	25½	35	8	12	0	1	9
Gorsica, Detroit	4	2	0	1.000	6	1	1	5	0	0	4
Kennedy, Cleveland	4	1	0	1.000	18½	12	5	7	0	1	3
Murphy, New York	4	1	0	1.000	9½	5	2	1	0	0	4
Bridges, Detroit	3	1	0	1.000	19	19	18	7	0	2	1
Dean, Cleveland	3	1	0	1.000	15½	15	7	5	1	1	1
Caster, St. Louis	3	1	0	1.000	4½	3	2	1	0	0	3
Haefner, Washington	15	6	2	.750	60	44	33	25	3	2	10
Grove, Chicago	8	6	2	.750	68½	51	24	20	6	2	0
Potter, St. Louis	5	3	1	.750	35½	34	14	7	3	1	1
Wensloff, New York	5	3	1	.750	28½	25	13	6	2	2	1
A. Smith, Cleveland	10	6	3	.667	72	55	24	25	6	4	0
Wolf, Philadelphia	11	4	2	.667	73½	62	46	23	4	4	3
Candini, Washington	10	4	2	.667	63	57	28	28	4	3	3
Trucks, Detroit	4	2	1	.667	18½	16	20	7	1	1	2
Humphries, Chicago	5	3	2	.600	33½	31	10	9	1	4	0





CAMP WHEELER, GA., SPOKES, 1943

First row—Leon Scherer, Bill Donica, Buddy Riley, batboy; Louis Isert, Jennings Edwards. Middle row—Whitey Bahrinsky, Tony Sabol, Cecil Travis, Milt Rosner, manager; Mike Kreshka, Harry Jordan, Walter Lance. Top row—Ken Jungels, Ralph Ellis, Jim Oglesby, Forrest Zeiger, John Haley, Hank Valco, Lamar Zimmerman.



Player and Club.	G.	W.	L.	Pct.	IP.	H.	SO.	BB.	CG.	TO.	Rel.
Galehouse, St. Louis.....	8	4	3	.571	59	52	33	15	5	2	1
Wynn, Washington.....	11	5	4	.556	73 $\frac{2}{3}$	65	25	24	5	6	0
Niggeling, St. Louis-Washington.....	8	4	4	.500	60	30	31	21	5	3	0
Bagby, Cleveland.....	7	3	3	.500	64	49	19	25	5	2	0
Scarborough, Washington.....	7	2	2	.500	24 $\frac{2}{3}$	35	16	14	0	3	4
Reynolds, Cleveland.....	5	2	2	.500	42 $\frac{1}{2}$	21	25	23	4	0	1
Munierief, St. Louis.....	4	2	2	.500	31	39	15	9	2	2	0
Naymick, Cleveland.....	6	1	1	.500	14	6	10	12	0	0	6
Overmire, Detroit.....	4	1	1	.500	21 $\frac{1}{3}$	14	8	7	2	0	2
Sundra, St. Louis.....	3	1	1	.500	11	13	3	1	1	1	1
Leonard, Washington.....	10	3	6	.333	77	74	27	20	4	6	0
Trout, Detroit.....	7	1	2	.333	32	32	15	22	0	5	2
Borowy, New York.....	4	1	2	.333	23 $\frac{2}{3}$	22	10	7	1	3	0
H. Newsome, Boston.....	3	1	2	.333	23	19	9	9	2	1	0
Arntzen, Philadelphia.....	9	2	5	.286	60 $\frac{1}{3}$	43	25	28	3	5	1
E. Smith, Chicago.....	7	2	5	.286	53	58	28	26	4	3	0
Hughson, Boston.....	4	1	3	.250	28 $\frac{2}{3}$	32	13	8	3	1	0
Black, Philadelphia.....	4	1	3	.250	27 $\frac{2}{3}$	20	9	9	3	0	1
Flores, Philadelphia.....	5	1	4	.200	28 $\frac{1}{3}$	30	11	5	2	1	2
L. Newsom, St. Louis-Washington.....	7	1	5	.167	43 $\frac{2}{3}$	43	21	27	1	6	0
Dietrich, Chicago.....	3	0	3	.000	18 $\frac{1}{3}$	27	7	6	0	3	0
Hollingsworth, St. Louis.....	5	0	2	.000	14 $\frac{2}{3}$	21	8	6	0	2	3
Newhouser, Detroit.....	3	0	2	.000	16	17	10	13	0	2	1
Mertz, Washington.....	7	0	1	.000	17 $\frac{2}{3}$	20	6	8	0	1	6
Wade, Chicago.....	4	0	1	.000	8 $\frac{1}{3}$	1	3	7	0	1	2
Maltzberger, Chicago.....	7	0	0	.000	17	14	10	4	0	0	7
Haynes, Chicago.....	6	0	0	.000	19	22	3	5	0	0	6
Swift, Chicago.....	4	0	0	.000	6 $\frac{2}{3}$	9	6	2	0	0	4
Fuchs, St. Louis.....	3	0	0	.000	14 $\frac{1}{3}$	21	7	7	0	0	2
Pyle, Washington.....	3	0	0	.000	11 $\frac{1}{3}$	6	3	8	0	1	2
Center, Cleveland.....	3	0	0	.000	5	6	1	4	0	0	3
Ostermueller, St. Louis.....	3	0	0	.000	4 $\frac{1}{3}$	4	1	2	0	0	3



### CHARLIE KELLER HIT HOMERS IN ALL PARKS

Charles Keller, now in the Merchant Marine, was the first American League player in two seasons to get at least one home run in each city, when he turned the trick in 1943, after missing in only one park twice in succession. He achieved the distinction by the narrow margin of lone homers in Washington, Detroit, Chicago and Boston, while making 20 of his 31 in New York.

In 1942, Ted Williams failed to get a round-tripper in Washington, as did Keller, the two DiMaggios failed in St. Louis and New York stopped Bobby Doerr. Joe Gordon and Tommy Henrich accomplished the feat in 1941, when Keller again missed in one city, Boston.

Although Rudy York made 34 circuit drives last season, he failed in Cleveland. George McQuinn made a fairly even distribution of his dozen for 1943, getting at least one in every park except Chicago.



### FIVE ONE-HITTERS IN A. L. IN 1943

On five occasions in 1943 American League pitchers were deprived of no-hit fame by a single safety. The culprits were Joe Gordon of the Yankees, Ellis Clary of Washington, Nick Etten of the Yankees, Vernon Stephens of the Browns and Charlie Keller of the Yanks. Gordon wrecked a no-hitter for Orval Grove of the White Sox with a double with two out in the ninth inning. Clary cracked a two-bagger off Spud Chandler of the Yankees to open the game. Buck Ross of the White Sox saw his bid for fame disappear on Etten's scratch single in the second inning. Stephens' fourth-inning single stopped Don Black of the Athletics. Keller not only kept Steve Sundra of the Browns from a no-hitter but also a shutout when his shot went over the garden wall.

# 1943 All-Star Game

**A** THREE-RUN homer by Bobby Doerr, Boston Red Sox second sacker, in the second inning provided the punch that enabled the American League team to defeat the National leaguers, 5 to 3, at Shibe Park, Philadelphia, the night of July 13, in the eleventh major league All-Star game. It was the American League's eighth victory and third in a row in the mid-summer event.

Doerr's blow was made off Morton Cooper, the first of Manager Billy Southworth's four pitchers, Mort being followed by Johnny Vander Meer, Rip Sewell and Al Javery. Manager Joe McCarthy of the victors used Emil Leonard, Hal Newhouser and Tex Hughson on the mound, Leonard being credited with the win.

The Nationals outhit their opponents, ten to eight, with Vince DiMaggio contributing a homer, triple and single and Stan Hack hitting three singles for the losers.

The game, first to be played entirely under the arc lights, drew a crowd of 31,938, just under capacity, which dropped \$65,674 into the Ball and Bat Fund to provide playing equipment for servicemen. The fund was enriched by an additional \$50,000, made up of \$25,000 from Gillette for the radio rights, \$20,000 from Commissioner Landis' office and \$2,500 from each of the major leagues. The game was shortwaved to American fighting men throughout the world. Score:

American.	AB.	R.	H.	O.	A.	E.	National.	AB.	R.	H.	O.	A.	E.
Case, rf	2	1	0	0	0	0	Hack, 3b	5	1	3	0	2	1
Keltner, 3b	4	1	1	2	2	0	Herman, 2b	5	0	2	3	3	2
Wakefield, lf	4	0	2	3	0	0	Musial, lf-rf	4	0	1	0	0	0
R. Johnson, lf	0	0	0	1	0	0	Nicholson, rf	2	0	0	0	0	0
Stephens, ss	3	0	1	1	3	1	†Galan, lf	1	0	0	1	0	0
Siebert, 1b	1	0	0	3	1	0	Fletcher, 1b	2	0	0	3	0	0
*York, 1b	3	0	1	4	0	0	Dahlgren, 1b	2	0	0	3	0	0
Laabs, cf	3	1	0	7	0	0	W. Cooper, c	2	0	1	7	1	0
Early, c	2	1	0	3	0	0	Lombardi, c	2	0	0	3	0	0
Doerr, 2b	4	1	2	3	3	0	H. Walker, cf	1	0	0	1	0	0
Leonard, p	1	0	1	0	1	0	†DiMaggio, cf	3	2	3	1	0	0
Newhouser, p	1	0	0	0	0	0	Marion, ss	2	0	0	2	2	0
§Heath	1	0	0	0	0	0	xOtt	1	0	0	0	0	0
Hughson, p	0	0	0	0	0	0	Miller, ss	1	0	0	0	1	0
Totals	29	5	8	27	10	1	M. Cooper, p	1	0	0	0	1	0
							Vander Meer, p	1	0	0	0	1	0
							Sewell, p	0	0	0	0	1	0
							yF. Walker	1	0	0	0	0	0
							Javery, p	0	0	0	0	0	0
							zFrey	1	0	0	0	0	0
							Totals	37	3	10	24	12	3

\*Batted for Siebert in third.

†Batted for H. Walker in fourth.

‡Batted for Nicholson in sixth.

§Batted for Newhouser in sixth.

xBatted for Marion in seventh.

yBatted for Sewell in seventh.

zBatted for Javery in ninth.

National	1	0	0	0	0	0	1	0	1-3
American	0	3	1	0	1	0	0	0	*-5

Runs batted in—Musial, F. Walker, DiMaggio, Doerr 3, Wakefield. Two-base hits—Musial, Keltner, Wakefield. Three-base hit—DiMaggio. Home runs—Doerr, DiMaggio. Sacrifice hits—Stephens, Early. Double plays—Hack, Herman and Fletcher; Vander Meer, Marion and Herman; Miller, Herman and Dahlgren; Stephens, Doerr and York. Earned runs—Nationals 3, Americans 4. Left on bases—Nationals 8, Americans 6. Bases on balls—Off M.

Cooper 2 (Laabs, Early); off Vander Meer 1 (Case); off Newhouser 1 (Galan). Struck out—By M. Cooper 1 (Keltner); by Vander Meer 6 (York 2, Laabs, Early, Keltner, Wakefield); by Hughson 2 (Ott, Miller); by Newhouser 1 (Vander Meer); by Javery 3 (Case, Keltner, Stephens). Pitching record—M. Cooper 4 hits, 4 runs in 2 1-3 innings; Vander Meer 2 hits, 1 run in 2 2-3 innings; Sewell 0 hits, 0 runs in 1 inning; Javery 2 hits, 0 runs in 2 innings; Leonard 2 hits, 1 run in 3 innings; Newhouser 3 hits, 0 runs in 3 innings; Hughson 5 hits, 2 runs in 3 innings. Hit by pitcher—By M. Cooper (Case). Winning pitcher—Leonard. Losing pitcher—M. Cooper. Umpires—Rommel (A. L.) at plate; Conlan (N. L.) first base; Rue (A. L.) second base; Dunn (N. L.) third base (first 4 1-2 innings); Dunn (N. L.) at plate; Rue (A. L.) first base; Conlan (N. L.) second base; Rommel (A. L.) third base (last 4 1-2 innings). Time of game—2:07. Attendance—31,938.

### FIRST INNING

Nationals—Hack singled over second. Herman singled to left, sending Hack to third. Musial flied to Laabs, Hack scoring after the catch. Nicholson forced Herman at second, Siebert to Stephens. Fletcher bounced out, Doerr to Siebert. One run, two hits, no errors.

Americans—Case was hit by M. Cooper's first pitch. Keltner struck out. Wakefield forced Case, Herman to Marion. Marion threw out Stephens. No runs, no hits, no errors.

### SECOND INNING

Nationals—W. Cooper popped to Doerr. Leonard knocked down H. Walker's smash and threw him out. Stephens fumbled Marion's bouncer and the runner reached first safely. M. Cooper flied to Laabs. No runs, no hits, one error.

Americans—Siebert flied to H. Walker. Laabs walked. Early also drew a pass. Doerr hit a home run into the lower left field stands, Laabs and Early scoring in front of him. Leonard singled to right. Case hit into a double play, Hack to Herman to Fletcher. Three runs, two hits, no errors.

### THIRD INNING

Nationals—Wakefield made a running catch of Hack's fly. Herman popped to Keltner. Doerr tossed out Musial. No runs, no hits, no errors.

Americans—Keltner doubled to center. Wakefield doubled to short left, scoring Keltner. Stephens sacrificed, M. Cooper to Fletcher, Wakefield taking third. Vander Meer replaced M. Cooper in the box. York batted for Siebert and fanned. Laabs also went down swinging. One run, two hits, no errors.

### FOURTH INNING

Nationals—Newhouser went to the mound for the Americans, and York took over the first base duties. Laabs got Nicholson's long fly in deep center. Fletcher flied to Wakefield. W. Cooper lined a single to center. DiMaggio batted for H. Walker and singled to left. W. Cooper advancing to second. Marion forced DiMaggio, Keltner to Doerr. No runs, two hits, no errors.

Americans—DiMaggio went to center field for the Nationals. Early fanned. Doerr singled to left. Newhouser attempted to sacrifice, but bounced into a double play, Vander Meer to Marion to Herman, who covered first. No runs, one hit, no errors.

### FIFTH INNING

Nationals—Vander Meer struck out. Keltner threw out Hack. Herman was thrown out by Stephens. No runs, no hits, no errors.

Americans—The umpires changed positions at the half-way point of the game. Case walked. Keltner struck out. Wakefield also struck out. Stephens singled to left, Case going to third. With York at bat, Stephens broke for second. As W. Cooper threw to Herman, Case made a dash for the plate and scored when Herman's return throw bounced in front of W. Cooper. Herman was charged with an error and W. Cooper received credit for an assist. No stolen bases were credited to either runner. Vander Meer struck out York. One run, one hit, one error.

### SIXTH INNING

Nationals—Musial doubled to left. Galan batted for Nicholson and walked. Dahlgren batted for Fletcher and hit into a double play, Stephens

to Doerr to York. Lombardi batted for W. Cooper and flied to Laabs. No runs, one hit, no errors.

Americans—Galan went to left, Musial to right, Lombardi caught, Dahlgren to first and Sewell to the mound. Laabs was safe on Hack's fumble. Early sacrificed, Sewell to Dahlgren. Hack threw out Doerr, Laabs taking third. Heath batted for Newhouser and flied to DiMaggio. No runs, no hits, one error.

#### SEVENTH INNING

Nationals—Hughson pitched for the Americans. DiMaggio tripled off the left field wall. Ott batted for Marion and struck out. F. Walker, batting for Sewell, flied to Wakefield, DiMaggio scoring after the catch. Hack singled through Keltner. Herman popped a single over York's head, Hack reaching third. Musial popped to Keltner. One run, three hits, no errors.

Americans—Miller replaced Marion at shortstop and Javery took Sewell's place in the box. Case fanned. Keltner struck out. Wakefield singled to center. Stephens fanned. No runs, one hit, no errors.

#### EIGHTH INNING

Nationals—Bob Johnson replaced Wakefield in left. Laabs took Galan's fly. Dahlgren went out, Stephens to York. Lombardi hoisted to Laabs. No runs, no hits, no errors.

Americans—York singled to center. Laabs hit into a double play, Miller to Herman to Dahlgren. Early was safe on Herman's fumble. Galan took Doerr's fly. No runs, one hit, one error.

#### NINTH INNING

Nationals—DiMaggio hit a homer into the upper left field stand. Miller struck out. Frey batted for Javery and flied to Laabs. Hack singled off York's glove. Herman flied to Johnson. One run, two hits, no errors.

### RESULTS OF FORMER GAMES

At Chicago (A. L.), July 6, 1933.

Americans, 4; Nationals, 2. Winning manager, Connie Mack; losing manager, John McGraw.

At New York (N. L.), July 10, 1934.

Americans, 9; Nationals, 7. Winning manager, Joe Cronin; losing manager, Bill Terry.

At Cleveland (A. L.), July 8, 1935.

Americans, 4; Nationals, 1. Winning manager, Mickey Cochrane; losing manager, Frankie Frisch.

At Boston (N. L.), July 7, 1936.

Nationals, 4; Americans, 3. Winning manager, Charlie Grimm; losing manager, Joe McCarthy.

At Washington (A. L.), July 7, 1937.

Americans, 8; Nationals, 3. Winning manager, Joe McCarthy; losing manager, Bill Terry.

At Cincinnati (N. L.), July 6, 1938.

Nationals, 4; Americans, 1. Winning manager, Bill Terry; losing manager, Joe McCarthy.

At New York (A. L.), July 11, 1939.

Americans, 3; Nationals, 1. Winning manager, Joe McCarthy; losing manager, Gabby Hartnett.

At St. Louis (N. L.), July 9, 1940.

Nationals, 4; Americans, 0. Winning manager, Bill McKechnie; losing manager, Joe Cronin.

At Detroit (A. L.), July 8, 1941.

Americans, 7; Nationals, 5. Winning manager, Del Baker; losing manager, Bill McKechnie.

At New York (N. L.), July 6, 1942

Americans, 3; Nationals, 1. Winning manager, Joe McCarthy; losing manager, Leo Durocher.

# All-Star Game Averages

**F**LASHING a composite batting average of .303, the DiMaggio family—Vince, Dom and Joe—has sparkled on the attack in All-Star game competition. The three brothers have accounted for eight runs, ten hits, including two homers, a triple and a double, and have driven in four tallies. Vince and Dom have connected safely each of the four times they batted in stellar games.

Of regulars in more than one game, Frankie Frisch is the nominal leader in batting, with an average of .571 for two contests. Among more frequent participants, however, Charley Gehringer is the pace-setter, with an even .500 mark, compiled while taking part in six of the 11 classics, 1933 through 1938.

Bill Herman and Mel Ott have appeared in the most games—ten—and Herman has made the most hits—13. Joe DiMaggio is top scorer, with six tallies, and another guy named Joe—Medwick—leads in batting in runs, with the same number.

Lefthanders monopolize the pitching honors. Carl Hubbell and Vernon Gomez have appeared in the most games—five; Hubbell and John Vander Meer each have fanned 11 men, and Gomez sets the pace in wins, with three, and in innings pitched, with 18.

The All-Star Game averages covering the 11 contests played:

## AMERICAN LEAGUE

Player and Club.	G.	AB.	R.	H.	2B.	3B.	HR.	RBI.	Pct.	PO.	A.	E.	Pct.
D. DiMaggio, Boston, of.....	1	1	0	1	0	0	0	1	1.000	1	0	0	1.000
Goslin, Detroit, of.....	1	1	1	1	0	0	0	0	1.000	1	0	0	1.000
Newsom, Detroit, p.....	1	1	0	1	0	0	0	0	1.000	0	0	0	.000
Leonard, Washington, p.....	1	1	0	1	0	0	0	0	1.000	0	1	0	1.000
Dykes, Chicago, 3b.....	1	3	1	2	0	0	0	0	.667	2	4	0	1.000
Gehringer, Detroit, 2b.....	6	20	2	10	2	0	0	1	.500	10	15	0	1.000
Boudreau, Cleveland, ss.....	3	6	1	3	0	0	1	2	.500	4	6	0	1.000
Wakefield, Detroit, of.....	1	4	0	2	1	0	0	1	.500	3	0	0	1.000
Ruffing, New York, p.....	3	2	0	1	0	0	0	1	.500	0	0	0	.000
Radcliff, Chicago, of.....	1	2	0	1	0	0	0	0	.500	2	0	0	1.000
Selkirk, New York, of.....	2	2	0	1	0	0	0	1	.500	0	0	0	.000
Simmons, Chicago, of.....	3	13	3	6	3	0	0	1	.462	9	0	0	1.000
Appling, Chicago, ss.....	2	7	0	3	1	0	0	2	.429	2	2	0	1.000
Rolfe, New York, 3b.....	2	8	2	3	0	1	0	2	.375	1	2	2	.600
Ruth, New York, of.....	2	6	2	2	0	0	1	2	.333	1	0	0	1.000
Stephens, St. Louis, ss.....	1	3	0	1	0	0	0	0	.333	1	3	1	.800
*Foxy, Boston, 3b-1b.....	7	19	3	6	1	0	1	4	.316	12	8	1	.952
Williams, Boston, of.....	3	10	1	3	1	0	1	4	.300	6	0	1	.837
Doerr, Boston, 2b.....	2	7	1	2	0	0	1	3	.286	3	3	0	1.000
†Cronin, Boston, ss.....	7	25	3	7	3	0	0	4	.280	14	25	2	.951
Dickey, New York, c.....	7	18	3	5	2	0	0	1	.278	32	2	1	.971
York, Detroit, 1b-ph.....	4	11	1	3	0	0	1	2	.273	21	5	0	1.000
Averill, Cleveland, of.....	5	15	1	4	1	1	0	4	.267	11	1	0	1.000
†B. Chapman, Boston, of.....	4	8	0	2	0	1	0	0	.250	1	1	0	1.000
Henrich, New York, of.....	1	4	1	1	1	0	0	0	.250	2	0	0	1.000
Vosmik, Cleveland, of.....	1	4	1	1	0	0	0	0	.250	1	0	0	1.000
S. West, St. Louis, of.....	3	4	1	1	0	0	0	0	.250	6	0	0	1.000
Gehrig, New York, 1b.....	6	18	4	4	1	0	2	5	.222	53	2	2	.965
J. DiMaggio, New York, of.....	7	29	6	6	1	0	1	2	.207	9	1	2	.833
Keltner, Cleveland, 3b-ph.....	4	10	2	2	1	0	0	0	.200	4	4	0	1.000
Greenberg, Detroit, 1b.....	2	5	1	1	0	0	0	0	.200	7	1	0	1.000
§Hemsley, Cleveland, c.....	2	5	1	1	0	1	0	0	.200	9	0	1	.900
Gomez, New York, p.....	5	6	0	1	0	0	0	1	.167	0	2	0	1.000
xCramer, Boston, of.....	3	6	0	1	0	0	0	0	.167	3	0	0	1.000
yR. Johnson, Washington, of.....	4	6	0	1	0	0	0	0	.167	5	0	0	1.000
Travis, Washington, 3b.....	2	7	1	1	1	0	0	0	.143	1	2	0	1.000
Gordon, New York, 2b.....	4	12	1	1	0	0	0	0	.083	8	10	0	1.000
R. Ferrell, Boston, c.....	2	5	0	0	0	0	0	0	.000	8	0	0	1.000
Tebbetts, Detroit, c.....	1	4	0	0	0	0	0	0	.000	4	1	0	1.000
Harder, Cleveland, p.....	4	4	0	0	0	0	0	0	.000	2	3	0	1.000
Keller, New York, of-ph.....	2	3	0	0	0	0	0	0	.000	4	0	0	1.000
Heath, Cleveland, of-ph.....	2	3	0	0	0	0	0	0	.000	1	0	1	.500
Laabs, St. Louis, of.....	1	3	1	0	0	0	0	0	.000	7	0	0	1.000



Player and Club.	G.	AB.	R.	H.	2B.	3B.	HR.	RBI.	Pct.	PO.	A.	E.	Pct.
Case, Washington, of.....	1	2	1	0	0	0	0	0	.000	0	0	0	.000
Early, Washington, c.....	1	2	1	0	0	0	0	0	.000	3	0	0	1.000
Bridges, Detroit, p.....	2	2	0	0	0	0	0	0	.000	1	1	0	1.000
Kreevich, Chicago, of.....	1	2	0	0	0	0	0	0	.000	1	0	0	1.000
zGrove, Boston, p.....	3	2	0	0	0	0	0	0	.000	0	0	0	.000
Feller, Cleveland, p.....	3	2	0	0	0	0	0	0	.000	1	1	0	1.000
Hayes, Philadelphia, c.....	2	2	0	0	0	0	0	0	.000	3	0	0	1.000
Higgins, Philadelphia, 3b.....	1	2	0	0	0	0	0	0	.000	0	1	0	1.000
Manush, Washington, of.....	1	2	0	0	0	0	0	0	.000	0	0	0	.000
Chandler, New York, p.....	1	1	0	0	0	0	0	0	.000	3	1	0	1.000
Benton, Detroit, p.....	1	1	0	0	0	0	0	0	.000	0	1	0	1.000
Crosetti, New York, ss.....	1	1	0	0	0	0	0	0	.000	0	0	0	.000
Crowder, Washington, p.....	1	1	0	0	0	0	0	0	.000	0	0	0	.000
Rowe, Detroit, p.....	1	1	0	0	0	0	0	0	.000	0	0	0	.000
Cochrane, Detroit, c.....	1	1	0	0	0	0	0	0	.000	1	1	0	1.000
Hoag, St. Louis, of.....	1	1	0	0	0	0	0	0	.000	0	0	0	.000
Allen, Cleveland, p.....	1	1	0	0	0	0	0	0	.000	0	0	0	.000
Lewis, Washington, 3b.....	1	1	0	0	0	0	0	0	.000	0	1	0	1.000
Mack, Cleveland, 2b.....	1	1	0	0	0	0	0	0	.000	0	0	0	.000
Cullenbine, St. Louis, ph.....	1	1	0	0	0	0	0	0	.000	0	0	0	.000
T. Lee, Chicago, p.....	1	1	0	0	0	0	0	0	.000	0	1	0	1.000
Newhouser, Detroit, p.....	1	1	0	0	0	0	0	0	.000	0	0	0	.000
Siebert, Philadelphia, 1b.....	1	1	0	0	0	0	0	0	.000	3	1	0	1.000
Bluege, Washington, 3b.....	1	0	0	0	0	0	0	0	.000	0	0	0	.000
Finney, Boston, of.....	1	0	0	0	0	0	0	0	.000	0	1	0	1.000
Hudson, Washington, p.....	1	0	0	0	0	0	0	0	.000	0	0	0	.000
E. Smith, Chicago, p.....	1	0	0	0	0	0	0	0	.000	1	0	1	.500
Hughson, Boston, p.....	1	0	0	0	0	0	0	0	.000	0	0	0	.000
Totals .....	11	363	47	93	20	4	9	44	.259	288	114	15	.964

\*—With Philadelphia in 1934-1935; Boston, 1936-1937-1938-1940-1941.

†—With Washington in 1933-1934; Boston, 1935-1937-1938-1939-1941.

‡—With New York in 1933-1934-1935; Washington, 1936.

§—With St. Louis in 1935; Cleveland, 1940.

x—With Philadelphia in 1935; Boston, 1938-1939.

y—With Philadelphia in 1935-1936-1937; Washington, 1943.

z—With Philadelphia in 1933; Boston, 1936-1938.

## NATIONAL LEAGUE

Player and Club.	G.	AB.	R.	H.	2B.	3B.	HR.	RBI.	Pct.	PO.	A.	E.	Pct.
v. DiMaggio, Pittsburgh, of-ph...	1	3	2	3	0	1	1	1	1.000	1	0	0	1.000
*Walters, Cincinnati, p.....	4	1	1	1	1	0	0	0	1.000	0	1	0	1.000
M. West, Boston, of.....	1	1	1	1	0	0	1	3	1.000	0	0	0	.000
Litwhiler, Philadelphia, ph.....	1	1	0	1	0	0	0	0	1.000	0	0	0	.000
Frisch, St. Louis, 2b.....	2	7	4	4	0	0	2	2	.571	5	4	0	1.000
Traynor, Pittsburgh, 3b.....	2	6	2	3	1	0	0	1	.500	1	0	0	1.000
Slaughter, St. Louis, of.....	2	4	1	2	0	0	0	0	.500	1	0	0	1.000
W. Cooper, St. Louis, c.....	2	4	0	2	0	0	0	0	.500	14	1	0	1.000
Warneke, Chicago, p.....	3	2	1	1	0	1	0	0	.500	0	0	0	.000
Danning, New York, c.....	2	2	0	1	0	0	0	1	.500	9	0	0	1.000
Elliott, Pittsburgh, of-3b.....	2	2	0	1	0	0	0	0	.500	1	2	0	1.000
Owen, Brooklyn, c-ph.....	2	2	1	1	0	0	1	1	.500	0	0	0	.000
†Herman, Brooklyn, 2b.....	10	30	3	13	2	0	0	0	.433	14	23	2	.949
Hack, Chicago, 3b.....	4	15	2	6	0	0	0	0	.400	5	5	1	.909
Terry, New York, 1b.....	3	10	0	4	0	0	0	1	.400	16	3	0	1.000
‡Lombardi, New York, c.....	5	13	0	5	0	0	0	1	.385	19	0	0	1.000
§Vaughan, Brooklyn, ss-3b.....	7	22	5	8	1	0	2	4	.364	15	8	1	.958
xDurocher, Brooklyn, ss.....	2	6	1	2	0	0	0	0	.333	4	3	0	1.000
Frey, Cincinnati, 2b-ph.....	3	6	0	2	1	0	0	1	.333	1	7	0	1.000
Whitney, Philadelphia, 3b.....	1	3	0	1	0	0	0	1	.333	0	2	0	1.000
yKlein, Chicago, of.....	2	7	0	2	0	0	0	1	.286	4	0	0	1.000
zMedwick, Brooklyn, of.....	9	27	2	7	2	0	1	6	.256	6	0	0	1.000
Demaree, Chicago, of.....	2	8	1	2	0	0	0	0	.250	4	1	0	1.000
aJ. Wilson, Philadelphia, c.....	2	4	0	1	1	0	0	0	.250	10	0	0	1.000
bJ. Collins, Chicago, 1b.....	3	4	0	1	0	0	0	0	.250	11	1	0	1.000
Hafey, Cincinnati, of.....	1	4	0	1	0	0	0	0	.250	0	0	0	.000
Musial, St. Louis, of.....	1	4	0	1	1	0	0	1	.250	0	0	0	.000
Ott, New York, of-ph.....	10	22	2	5	1	1	0	0	.227	9	1	0	1.000
Hartnett, Chicago, c.....	5	10	2	2	0	1	0	1	.200	27	0	0	1.000
cGalan, Brooklyn, of.....	2	5	1	1	0	0	1	1	.200	2	0	0	1.000
dBartell, New York, ss.....	2	6	0	1	0	0	0	0	.167	2	6	0	1.000

Player and Club.	G.	AB.	R.	H.	2B.	3B.	HR.	RBI.	Pct.	PO.	A.	E.	Pct.
Relsner, Brooklyn, of.....	2	7	0	1	0	0	0	0	.143	8	0	2	.800
J. Martin, St. Louis, 3b.....	3	8	1	1	0	0	0	1	.125	0	3	1	.750
F. McCormick, Cincinnati, 1b....	5	11	1	1	0	0	0	0	.091	23	1	0	1.000
eMize, New York, 1b.....	5	13	1	1	1	0	0	1	.077	23	0	0	1.000
T. Moore, St. Louis, of.....	4	10	0	0	0	0	0	1	.000	4	0	0	1.000
W. Berger, Boston, of.....	3	8	0	0	0	0	0	0	.000	5	0	1	.833
P. Waner, Pittsburgh, of.....	4	8	0	0	0	0	0	1	.000	1	0	0	1.000
Joseph Moore, New York, of.....	3	5	0	0	0	0	0	0	.000	2	0	0	1.000
Nicholson, Chicago, of.....	3	5	0	0	0	0	0	0	.000	2	0	0	1.000
Goodman, Cincinnati, of.....	2	4	0	0	0	0	0	0	.000	2	0	0	1.000
Miller, Cincinnati, ss.....	4	4	0	0	0	0	0	0	.000	4	4	0	1.000
J. Dean, St. Louis, p.....	4	3	0	0	0	0	0	0	.000	0	3	0	1.000
gLopez, Pittsburgh, c.....	2	3	0	0	0	0	0	0	.000	8	1	0	1.000
Lavagetto, Brooklyn, 3b.....	2	3	0	0	0	0	0	0	.000	0	1	0	1.000
Derringer, Cincinnati, p.....	4	2	0	0	0	0	0	0	.000	0	2	0	1.000
J. Brown, St. Louis, 2b.....	1	2	0	0	0	0	0	0	.000	1	0	1	.500
Cuyler, Chicago, of.....	1	2	0	0	0	0	0	0	.000	2	0	0	1.000
Jackson, New York, ss.....	1	2	0	0	0	0	0	0	.000	0	1	0	1.000
Mancuso, New York, c.....	2	2	0	0	0	0	0	0	.000	1	0	0	1.000
Dahlgren, Philadelphia, 1b.....	1	2	0	0	0	0	0	0	.000	3	0	0	1.000
Fletcher, Pittsburgh, 1b.....	1	2	0	0	0	0	0	0	.000	3	0	0	1.000
Marlon, St. Louis, ss.....	1	2	0	0	0	0	0	0	.000	2	2	0	1.000
Passeau, Chicago, p.....	2	1	0	0	0	0	0	0	.000	0	0	0	.000
Reese, Brooklyn, ss.....	1	1	0	0	0	0	0	0	.000	0	1	0	1.000
Marshall, New York, ph.....	1	1	0	0	0	0	0	0	.000	0	0	0	.000
Hallahan, St. Louis, p.....	1	1	0	0	0	0	0	0	.000	1	0	0	1.000
Schumacher, New York, p.....	1	1	0	0	0	0	0	0	.000	0	1	0	1.000
Leiber, New York, ph.....	1	1	0	0	0	0	0	0	.000	0	0	0	.000
Camilli, Brooklyn, 1b.....	1	1	0	0	0	0	0	0	.000	0	0	0	.000
W. Lee, Chicago, p.....	2	1	0	0	0	0	0	0	.000	0	0	0	.000
May, Philadelphia, 3b.....	1	1	0	0	0	0	0	0	.000	0	0	0	.000
Wyatt, Brooklyn, p.....	2	1	0	0	0	0	0	0	.000	0	0	0	.000
Cucclnello, Brooklyn, 2b.....	1	1	0	0	0	0	0	0	.000	0	0	0	.000
E. English, Chicago, ss.....	1	1	0	0	0	0	0	0	.000	0	0	0	.000
Frankhouse, Boston, p.....	1	1	0	0	0	0	0	0	.000	0	0	0	.000
O'Doul, New York, of.....	1	1	0	0	0	0	0	0	.000	0	0	0	.000
Riggs, Cincinnati, 3b.....	1	1	0	0	0	0	0	0	.000	0	0	0	.000
M. Brown, Pittsburgh, p.....	1	1	0	0	0	0	0	0	.000	0	1	0	1.000
Phelps, Brooklyn, c.....	2	1	0	0	0	0	0	0	.000	1	0	0	1.000
Hubbell, New York, p.....	5	1	0	0	0	0	0	0	.000	2	1	0	1.000
Coscarart, Brooklyn, 2b.....	1	1	0	0	0	0	0	0	.000	0	2	0	1.000
H. Walker, St. Louis, of.....	1	1	0	0	0	0	0	0	.000	1	0	0	1.000
Vander Meer, Cincinnati, p.....	3	1	0	0	0	0	0	0	.000	0	5	0	1.000
M. Cooper, St. Louis, p.....	2	1	0	0	0	0	0	0	.000	0	1	0	1.000
F. Walker, Brooklyn, ph.....	1	1	0	0	0	0	0	1	.000	0	0	0	.000
W. Walker, St. Louis, p.....	1	0	0	0	0	0	0	0	.000	0	0	0	.000
hWhitehead, New York, 2b.....	2	0	0	0	0	0	0	0	.000	0	0	0	.000
Blanton, Pittsburgh, p.....	1	0	0	0	0	0	0	0	.000	0	0	0	.000
Grissom, Cincinnati, p.....	1	0	0	0	0	0	0	0	.000	0	0	0	.000
French, Chicago, p.....	1	0	0	0	0	0	0	0	.000	0	0	0	.000
C. Davis, Chicago, p.....	1	0	0	0	0	0	0	0	.000	0	1	0	1.000
Mungo, Brooklyn, p.....	2	0	0	0	0	0	0	0	.000	0	1	0	1.000
Fette, Boston, p.....	1	0	0	0	0	0	0	0	.000	1	0	0	1.000
Sewell, Pittsburgh, p.....	1	0	0	0	0	0	0	0	.000	0	1	0	1.000
Javery, Boston, p.....	1	0	0	0	0	0	0	0	.000	0	0	0	.000
<b>Totals</b> .....	<b>11</b>	<b>372</b>	<b>35</b>	<b>90</b>	<b>12</b>	<b>4</b>	<b>9</b>	<b>32</b>	<b>.242</b>	<b>281</b>	<b>101</b>	<b>9</b>	<b>.977</b>

- \*—With Philadelphia in 1937; Cincinnati, 1940-1941-1942.
- †—With Chicago in 1934-1935-1936-1937-1938-1939-1940; Brooklyn, 1941-1942-1943.
- ‡—With Cincinnati in 1938-1939-1940; Boston, 1942; New York, 1943.
- §—With Pittsburgh in 1934-1935-1937-1939-1940-1941; Brooklyn, 1942.
- x—With St. Louis in 1936; Brooklyn, 1938.
- y—With Philadelphia in 1933; Chicago, 1934.
- z—With St. Louis in 1934-1935-1936-1937-1938-1939; Brooklyn, 1940-1941-1942.
- a—With St. Louis in 1933; Philadelphia, 1935.
- b—With St. Louis in 1935-1936; Chicago, 1937.
- c—With Chicago in 1936; Brooklyn, 1943.
- d—With Philadelphia in 1933; New York, 1937.
- e—With St. Louis in 1937-1939-1940-1941; New York, 1942.
- f—With Boston in 1940-1941-1942; Cincinnati, 1943.
- g—With Brooklyn in 1934; Pittsburgh, 1941.
- h—With St. Louis in 1935; New York, 1937.

## AMERICAN LEAGUE PITCHERS' RECORDS

Player and Club.	G.	IP.	R.	H.	BB.	SO.	W.	L.	Pct.
Harder, Cleveland	4	13	0	9	1	5	1	0	1.000
Bridges, Detroit	2	5½	3	9	1	3	1	0	1.000
E. Smith, Chicago	1	2	2	2	0	2	1	0	1.000
Chandler, New York	1	4	0	2	0	2	1	0	1.000
Leonard, Washington	1	3	1	2	0	0	1	0	1.000
Gomez, New York	5	18	6	11	3	9	3	1	.750
Grove, Philadelphia-Boston	3	8	4	10	2	8	0	1	.000
Ruffing, New York	3	7	7	13	2	6	0	1	.000
Feller, Cleveland	3	8¾	1	3	3	9	0	0	.000
Benton, Detroit	1	5	1	4	2	1	0	0	.000
Allen, Cleveland	1	3	1	2	0	3	0	0	.000
Crowder, Washington	1	3	2	3	0	0	0	0	.000
Rowe, Detroit	1	3	2	4	1	2	0	0	.000
Newsom, Detroit	1	3	0	1	1	1	0	0	.000
T. Lee, Chicago	1	3	1	4	0	0	0	0	.000
Hughson, Boston	1	3	2	5	0	2	0	0	.000
Newhouser, Detroit	1	3	0	3	1	1	0	0	.000
Hudson, Washington	1	1	2	3	1	1	0	0	.000
Totals	11	96	35	90	18	55	8	3	.727

## NATIONAL LEAGUE PITCHERS' RECORDS

Player and Club.	G.	IP.	R.	H.	BB.	SO.	W.	L.	Pct.
Vander Meer, Cincinnati	3	8¾	1	5	1	11	1	0	1.000
Derringer, Cincinnati	4	8	1	6	1	6	1	0	1.000
J. Dean, St. Louis	4	10	3	10	5	10	1	1	.500
W. Lee, Chicago	2	6	3	4	4	6	0	1	.000
Mungo, Brooklyn	2	3	8	6	4	2	0	1	.000
Hallahan, St. Louis	1	2	3	2	5	1	0	1	.000
W. Walker, St. Louis	1	2	3	2	1	2	0	1	.000
Passeau, Chicago	2	4¾	5	7	1	4	0	1	.000
M. Cooper, St. Louis	2	5¾	7	8	2	3	0	2	.000
Hubbell, New York	5	9¾	3	8	6	11	0	0	.000
Warneke, Chicago	3	7¾	3	10	6	5	0	0	.000
Walters, Philadelphia-Cincinnati	4	6	1	5	2	3	0	0	.000
Schumacher, New York	1	4	1	4	1	5	0	0	.000
Wyatt, Brooklyn	2	4	0	1	1	1	0	0	.000
M. Brown, Pittsburgh	1	3	1	5	1	2	0	0	.000
Fette, Boston	1	2	0	1	1	1	0	0	.000
French, Chicago	1	2	0	1	0	2	0	0	.000
Javery, Boston	1	2	0	2	0	3	0	0	.000
Frankhouse, Boston	1	1	0	0	1	0	0	0	.000
Grissom, Cincinnati	1	1	1	2	0	2	0	0	.000
Sewell, Pittsburgh	1	1	0	0	0	0	0	0	.000
C. Davis, Chicago	1	¾	3	4	1	0	0	0	.000
Bianton, Pittsburgh	1	½	0	0	0	1	0	0	.000
Totals	11	93¾	47	93	44	81	3	8	.273



## STREAK-STOPPING COINCIDENCE FOR CHICAGO

The long arm of coincidence appears in the way the Chicago Nationals of 1880 and of 55 years later were stopped after they had compiled winning streaks of 21 games. On each occasion home runs were the barrier to further successes and the blows appeared at the eleventh hour, as well.

On July 10, 1880, after Cap Anson's team had won 21 straight, Fred Dunlap of Cleveland hit a home run in the ninth off Fred Goldsmith. The result was a 2 to 0 defeat for the White Stockings.

On September 28, 1935, after Charlie Grimm's team had won 21 straight, Joe Medwick of St. Louis hit a home run in the eleventh off Fabian Kowalik. The result was a 7 to 5 defeat for the Cubs.

There was a man on base each time the streak-stoppers hit the four-baggers—Jack Glasscock in 1880, Jack Rothrock in 1935.

# Hotels of Major Clubs

## AT BOSTON

Copley Plaza—Chicago (N. L.), Brooklyn, Cincinnati, New York (N. L.), Washington, New York (A. L.), Chicago (A. L.), Philadelphia (A. L.).

Kenmore—Philadelphia (N. L.), St. Louis (A. L.), Detroit, Cleveland, Pittsburgh, St. Louis (N. L.).

## AT CHICAGO

Belmont—Cincinnati, Pittsburgh.

Del Prado—Cleveland, Boston (A. L.), Philadelphia (A. L.), St. Louis (A. L.), New York (A. L.), Detroit, Washington.

Edgewater Beach—New York (N. L.), Boston (N. L.).

Knickerbocker—St. Louis (N. L.).

Stevens—Brooklyn, Philadelphia (N. L.).

## AT CINCINNATI

Netherland-Plaza—Pittsburgh, Boston, New York, Philadelphia, Brooklyn, St. Louis, Chicago.

## AT CLEVELAND

Cleveland—Washington, New York, St. Louis, Philadelphia.

Hollenden—Chicago.

Statler—Detroit, Boston.

## AT DETROIT

Book-Cadillac—Boston, Washington, New York, Philadelphia.

Fort Shelby—St. Louis, Chicago, Cleveland.

## AT NEW YORK-BROOKLYN

Commodore—Boston (A. L.), Chicago (N. L.), Boston (N. L.).

New Yorker—Washington, Detroit, Chicago (A. L.), St. Louis (A. L.), Philadelphia (A. L.), Philadelphia (N. L.), St. Louis (N. L.), Pittsburgh, Cleveland.

Roosevelt—Cincinnati.

## AT PHILADELPHIA

Benjamin Franklin—Boston (N. L.), Pittsburgh, Cincinnati, Chicago (N. L.), Boston (A. L.), Cleveland, New York (A. L.), Washington.

Bellevue Stratford—St. Louis (N. L.).

Drake—Chicago (A. L.).

Warwick—New York (N. L.), Brooklyn, St. Louis (A. L.), Detroit.

## AT PITTSBURGH

Schenley—Philadelphia, Brooklyn, Chicago, Cincinnati, New York, St. Louis, Boston.


## AT ST. LOUIS

Chase—Boston (A. L.), Cleveland, Boston (N. L.), Philadelphia (A. L.), New York (N. L.), Chicago (N. L.), Brooklyn, Washington, Detroit, New York (A. L.), Chicago (A. L.).

Coronado—Philadelphia (N. L.), Pittsburgh, Cincinnati.

## AT WASHINGTON

Shoreham—Boston, Chicago, Cleveland, Detroit, Philadelphia, New York, St. Louis.



### NEW YORK YANKEES, 1943

Top row—Bonham, Turner, Breuer, Zuber, Murphy, Schreiber, batting practice pitcher; Lindell, Etten, Byrne, Donald, Dickey, Froelich, trainer. Middle row—Keller, Chandler, Grimes, Russo, Borowy, Sears, Gordon, Stirnweiss. Bottom row—Weatherly, Metheny, Crosetti, Johnson, Fletcher, coach; McCarthy, manager; Combs, coach; Schulte; Wensloff, Hemsley, O'Dougherty, batboy.



# World Series

## WORLD'S SERIES CHAMPIONS, 1905-1943

New York, A. L....	10	1923	1927	1928	1932	1936	1937	1938	1939	1941	1943
Philadelphia, A. L....	5	1910	1911	1913	1929	1930					
New York, N. L....	4	1905	1921	1922	1933						
Boston, A. L.....	4	1912	1915	1916	1918						
St. Louis, N. L.....	4	1926	1931	1934	1942						
Chicago, A. L.....	2	1906	1917								
Chicago, N. L.....	2	1907	1908								
Pittsburgh, N. L....	2	1909	1925								
Cincinnati, N. L....	2	1919	1940								
Boston, N. L.....	1	1914									
Cleveland, A. L....	1	1920									
Washington, A. L...	1	1924									
Detroit, A. L.....	1	1935									

American League has won 24, National League 15.

## RESULTS OF WORLD'S SERIES GAMES OF 1943

Game.	Where Played.	Date.	Winner.	Winning Pitcher.	Losing Pitcher.	Score
First	New York	Oct. 5	New York	Chandler	Lanier	4-2
Second	New York	Oct. 6	St. Louis	M. Cooper	Bonham	4-3
Third	New York	Oct. 7	New York	Borowy	Brazle	6-2
Fourth	St. Louis	Oct. 10	New York	Russo	Brecheen	2-1
Fifth	St. Louis	Oct. 11	New York	Chandler	M. Cooper	2-0

## PLAYERS ELIGIBLE FOR THE SERIES

New York, A. L.—Charles Keller, John Lindell, Arthur Metheny, George Stainback and Roy Weatherly, outfielders; Nicholas Etten, first base; Joseph Gordon, second base; Frank Crosetti, shortstop; William Johnson, third base; Oscar Grimes and George Stirnweiss, utility infielders; William Dickey, Ralston Hemsley and Kenneth Sears, catchers; Ernest Bonham, Henry Borowy, Marvin Breuer, Thomas Byrne, Spurgeon Chandler, Atley Donald, John Murphy, Marius Russo, James Turner, Charles Wensloff and William Zuber, pitchers.

St. Louis, N. L.—Frank Demaree, Debs Garms, John Hopp, Daniel Litwhiler, Stanley Musial and Harry Walker, outfielders; Raymond Sanders, first base; Louis Klein, second base; Martin Marion, shortstop; George Kurowski, third base; George Fallon, utility infielder; Walker Cooper, Sam Narron and Kenneth O'Dea, catchers; Alpha Brazle, Harry Brecheen, Morton Cooper, Murry Dickson, Harry Gumbert, Howard Krist, Max Lanier, George Munger and Ernest White, pitchers.

**E**NTERING their fourteenth World's Series behind the Cardinals in sets won, and tied with the Redbirds in victories and defeats, the New York Yankees, directed for the eighth time in the classic by Joseph Vincent McCarthy, took quick revenge on their St. Louis rivals, winning in the same manner in which they had been defeated the year before—four games to one. As a result, the Bronx Bombers tied their western competitors in

the number of Series won at two-all and went ahead in contests captured, 12 to 9.

Here is the Yankees' all-time record in games for lucre and luster: Series won—ten (seven under McCarthy, three under Huggins). Series lost—four (three under Huggins, one under McCarthy). Series percentage—.714. Only National League clubs not met—Boston and Philadelphia.

Games won—47 (29 under McCarthy, 18 under Huggins). Games lost—24 (15 under Huggins, nine under McCarthy). Game percentage—.662.

Missing from the 1943 competition between the clans of McCarthy and Southworth were 19 men who had been among the battlers of the previous year—a dozen Yankees and seven Cardinals. Marvin Breuer, Jim Turner, Atley Donald and Harry Gumbert, eligibles, didn't participate. Ernest White, who emerged as the 1942 Series hero by pitching a shutout in the third game of that set, appeared only once in the 1943 classic and then merely as a pinch-runner, being forced almost immediately.

The Cardinals had an unfortunate habit of forcing men at the midway, 11 perishing there—eight on what the late Charles Dryden, Cincinnati scribe, called "Sunny Jim" plays and three on double killings. Two double plays were made behind Spud Chandler, who won the opening and closing games of the Series, and one behind Hank Borowy. Joe Gordon and Frank Crosetti were involved in all three, Joe setting a record for chances accepted in a five-game Series, with 43, and being an entirely different looking athlete from the Gordon of the preceding year.

Another player who did a turnabout-face act was George Kurowski. The Redbird third sacker, whose home run off Red Ruffing in the ninth inning of the last 1942 game had given the Cardinals the lion's share of the receipts, figured in a couple of costly misplays in the third game behind Alpha Brazle. The first allowed Borowy to score and the second set the stage for Bill Johnson to become a Series hero, the freshman third baseman blasting a triple with three on after Crosetti had been purposely passed.

That blow of Johnson's may have taken the Cardinals out of the Series. They certainly had been very much in the running up to the eighth inning of the third skirmish.

The Redbirds, losing the opener because of Chandler's effectiveness and Max Lanier's fielding miscue and wild pitch, won the second as Morton Cooper, playing despite the death of his father that morning, got a hair-line decision over Ernest Bonham. The Cardinals were leading in the third game by one run when the last half of the eighth started. Then came Harry Walker's fumble—and then the deluge.


Returning to their home lot two games in arrears, the Southworths, behind adequate pitching by Lanier and Mort Cooper, couldn't hit in the emergencies against Marius Russo, a surprise starter, and Chandler, and scored only one run—that tally coming off Russo, and a gift at that. The Cardinals had 20 men left on bases in these contests—nine against the south-paw, 11 against Chandler.

Russo brought in the winning run in the fourth game after prodding his second double and Dickey climaxed the fifth with a sixth-inning, first-ball homer, made in the wake of Keller's single.

Mort Cooper started the final contest by fanning the first five men who faced him—Crosetti, Metheny, Johnson, Keller and Dickey—but later all five fanners connected safely against Morton, blows by the last two ruining the Cardinal curver's hopes of repeating. Thirteen St. Louisans reached first base in this encounter, but Chandler's superb hurling in the clutches prevented the Redbirds from crossing the plate.

The batting, as usually is the case in a World's Series, was light, with the winners showing an average of .220 to the losers' .224. Slat's Marion's .357 was high for the Cardinals, Johnson's .300 tops for the Yankees. Ken O'Dea batted .667 for the Redbirds, but he took part in only two games, batting thrice.

The Cardinals proved early scorers during the Series, acquiring eight runs in the first five frames and only one thereafter. The Yankees' record



EDWARD G. BARROW  
President of 1943 World  
Champion New York Yankees



SAM BREADON  
President of 1943 National  
League Champion St. Louis  
Cardinals

in counters was entirely dissimilar—four in the first five chapters and 13 subsequently.

Walker Cooper was the one regular who connected safely in all five games and the unfortunate hitter of the Series was Lou Klein, who left 11 runners on the paths.



# First Game

October 5, at New York

Resuming their old habit of beginning World's Series operations with a victory, the Yankees, behind Spurgeon Chandler, annexed the opener, 4 to 2. Max Lanier wild-pitched Crosetti home from second in the sixth with the decisive tally. Two rounds earlier, the Yankee shortstop benefited by the St. Louis lefthander's failure to hold a thrown ball, while covering first, and tallied the first run for the Manhattan team. Gordon's homer, which followed, put New York in front. The Cardinals earned their first marker, but the second was tainted because Etten mistakingly assumed Sanders had been called out, and threw the ball away. Gordon's defensive work at second featured, Joe handling a dozen chances without a break.

## BOX SCORE OF FIRST GAME

St. Louis (N. L.)	AB.	R.	H.	TB.	O.	A.	E.	New York (A. L.)	AB.	R.	H.	TB.	O.	A.	E.
Klein, 2b.....	4	0	1	1	0	2	1	Stainback, rf.....	4	0	1	1	2	1	0
Walker, cf.....	4	0	0	0	2	0	0	Crosetti, ss.....	4	2	1	1	3	3	1
Musial, rf.....	4	0	1	1	1	0	0	Johnson, 3b.....	4	1	2	2	0	3	0
W. Cooper, c.....	4	1	1	1	7	1	0	Keller, lf.....	4	0	1	1	0	0	0
Kurowski, 3b.....	3	0	0	0	1	1	0	Gordon, 2b.....	3	1	1	4	4	8	0
Sanders, 1b.....	4	1	2	2	8	0	0	Dickey, c.....	4	0	1	1	4	0	0
Litwhiler, lf.....	3	0	0	0	3	0	0	Etten, 1b.....	4	0	0	0	11	0	1
Marion, ss.....	3	0	1	2	2	3	0	Lindell, cf.....	3	0	0	0	3	0	0
Lanier, p.....	2	0	1	1	0	1	1	Chandler, p.....	3	0	1	1	0	2	0
*Garms.....	1	0	0	0	0	0	0								
Brecheen, p.....	0	0	0	0	0	1	0	Totals.....	32	4	8	11	27	17	2
Totals.....	32	2	7	8	24	9	2								
Cardinals.....							0	1	0	0	1	0	0	0	0-2
Yankees.....							0	0	2	0	2	0	0	0	*-4

\*Batted for Lanier in eighth. Two-base hit—Marion. Home run—Gordon. Sacrifice hit—Kurowski. Runs batted in—Marion, Lanier, Gordon, Dickey. Stolen base—Crosetti. Double plays—Klein, Marion and Sanders; Gordon, Crosetti and Etten. Bases on balls—Off Chandler 1 (Litwhiler), off Brecheen 1 (Gordon). Struck out—By Lanier 7 (Johnson, Keller, Lindell 2, Stainback, Chandler, Gordon), by Chandler 3 (Sanders, Walker, Garms), by Brecheen 1 (Dickey). Pitching record—Lanier 7 hits, 4 runs in 7 innings; Brecheen 1 hit, 0 runs in 1 inning. Wild pitch—Lanier. Earned runs—New York 2. St. Louis 1. Left on bases—New York 6, St. Louis 5. Losing pitcher—Lanier. Umpires—Rommel (A. L.) at plate; Reardon (N. L.) first base; Rue (A. L.) second base; Stewart (N. L.) third base. Time of game—2:07.

## FIRST INNING

St. Louis—Klein, on Chandler's fourth pitch, flied to Lindell. Walker flied to Stainback and Musial to Lindell. No runs, no hits, no errors.

New York—Stainback lined to Kurowski. Crosetti was thrown out by Marion. Johnson took a third strike. No runs, no hits, no errors.

## SECOND INNING

St. Louis—W. Cooper singled off Johnson's glove. Kurowski sacrificed, Chandler to Gordon. Sanders fanned. Litwhiler walked. Marion doubled off Etten's glove, scoring W. Cooper, but Litwhiler was thrown out at the plate, Stainback to Dickey, trying to score. One run, two hits, no errors.

New York—Keller, after fouling a three-two pitch into the right field stands, was called out on strikes. Gordon was thrown out by Lanier and Dickey by Kurowski. No runs, no hits, no errors.

## THIRD INNING

St. Louis—Lanier and Klein were thrown out by Gordon. Walker flied to Stainback. No runs, no hits, no errors.

New York—Etten was thrown out by Marion, whose wide throw was





Billy Southworth (left), manager of the St. Louis Cardinals, and Joe McCarthy, New York Yankee pilot, shake hands just before the opening game of the 1943 World's Series at Yankee Stadium, October 5.



pulled in by Sanders. Lindell fanned, but had to be thrown out. Chandler made the first New York hit, singling to left. Stainback fanned. No runs, one hit, no errors.

#### FOURTH INNING

St. Louis—Musial was thrown out by Gordon, W. Cooper by Crosetti and Kurowski by Gordon. No runs, no hits, no errors.

New York—Crosetti was safe when Lanier, covering first, dropped Klein's throw, and stole second. Johnson beat out a bunt toward first, Crosetti taking third. Keller hit into a double play, Klein to Marion to Sanders, but Crosetti scored. Gordon hit a 450-foot home run into the left field stands. Dickey popped to Marion. Two runs, two hits, one error.

#### FIFTH INNING

St. Louis—Sanders got an infield hit to Gordon, who made a great back-handed stop behind second, and advanced to that bag when Etten, thinking the runner was out at first, tossed the ball past Dickey. Litwhiler fled to Lindell, Sanders taking third after the catch. Marion was thrown out by Gordon. Lanier dropped a short single in center, scoring Sanders. Klein forced Lanier, Johnson to Gordon. One run, two hits, one error.

New York—Etten reached first on Klein's boot. Lindell and Chandler fanned. Stainback lifted to Litwhiler. No runs, no hits, one error.

#### SIXTH INNING

St. Louis—Walker fanned. Musial was thrown out by Gordon. W. Cooper reached first when Crosetti fumbled his grounder. Kurowski grounded to Gordon. No runs, no hits, one error.

New York—Crosetti got an infield hit toward Kurowski. Johnson, after two futile attempts to bunt, singled over second, Crosetti halting at that bag. Lanier released a wild pitch, the ball striking in front of the plate and bouncing to the right, W. Cooper turning the other way after it, Crosetti scoring from second and Johnson reaching third. Keller fled to Musial. Gordon fanned. Dickey got a Texas leaguer to center, Johnson scoring. Etten fled to Litwhiler. Two runs, three hits, no errors.

#### SEVENTH INNING

St. Louis—Sanders line-singled to right. Litwhiler popped to Crosetti. Marion, after missing a home run to left by 15 feet, grounded into a double play, Gordon to Crosetti to Etten. No runs, one hit, no errors.

New York—Lindell fled deep to Walker. Chandler was robbed of a triple by Walker, who clung to the ball despite a bumping by Litwhiler. Stainback singled to left. Crosetti popped to Sanders. No runs, one hit, no errors.

#### EIGHTH INNING

St. Louis—Garms, batting for Lanier, fanned. Klein singled to center. Walker forced Klein, Johnson to Gordon. Musial singled to right, Walker stopping at second. W. Cooper forced Musial, Johnson to Gordon. No runs, two hits, no errors.

New York—Brecheen replaced Lanier in the box. Johnson was thrown out by Brecheen. Keller singled to right. Gordon walked. Dickey fanned. Etten fled to Litwhiler, who made a shoe-top catch. No runs, one hit, no errors.

#### NINTH INNING

St. Louis—Kurowski was thrown out by Crosetti. Sanders lined to Crosetti. Litwhiler was thrown out by Chandler. No runs, no hits, no errors.



## Second Game

October 6, at New York

score by Beazley in Scrap No. 2 in 1942. The Southworths said it with home runs, Marion and Sanders delivering circuit blows good for three tallies. The first baseman's drive settled the issue in the fourth with Kurow-

The Cardinals evened the Series in the second game, Morton Cooper, whose father had died in the morning, sticking by the ship with Brother Walker and getting a 4 to 3 decision over Bonham, beaten by the same score by Beazley in Scrap No. 2 in 1942. The Southworths said it with home runs, Marion and Sanders delivering circuit blows good for three tallies. The first baseman's drive settled the issue in the fourth with Kurow-

ski aboard. The Yankees put on a ninth-inning rally that netted them two runs. All tallies were earned.

**BOX SCORE OF SECOND GAME**

St. Louis (N. L.)						New York (A. L.)					
AB.	R.	H.	T.B.O.	A.	E.	AB.	R.	H.	T.B.O.	A.	E.
Klein, 2b.....	4	0	1	1	4	4	0	1	1	4	0
Walker, cf.....	5	0	1	1	5	0	1				
Musial, rf.....	4	1	1	1	2	0	0				
W. Cooper, c.....	3	0	1	1	5	0	1				
Kurowski, 3b.....	4	1	1	1	0	1	0				
Sanders, 1b.....	3	1	1	1	4	8	0				
Litwhiler, lf.....	3	0	0	0	3	0	0				
Marion, ss.....	3	1	1	4	0	3	0				
M. Cooper, p.....	3	0	0	0	0	0	0				
<b>Totals</b> .....	<b>32</b>	<b>4</b>	<b>7</b>	<b>13</b>	<b>27</b>	<b>8</b>	<b>2</b>				
						<b>Totals</b> .....					
						<b>32</b>	<b>3</b>	<b>6</b>	<b>9</b>	<b>27</b>	<b>6</b>
Cardinals .....	0	0	1	3	0	0	0	0	0	0	0-4
Yankees .....	0	0	0	1	0	0	0	0	0	0	2-3

\*Metheny awarded first base in sixth on W. Cooper's interference. †Batted for Bonham in eighth. Two-base hit—Johnson. Three-base hit—Keller. Home runs—Marion, Sanders. Sacrifice hits—W. Cooper, M. Cooper. Runs batted in—Kurowski, Sanders 2, Marion, Keller 2, Etten. Stolen base—Marion. Double play—Marion, Klein and Sanders. Bases on balls—Off Bonham 3 (Sanders, Klein, Marion), off Murphy 1 (Litwhiler), off M. Cooper 1 (Dickey). Struck out—By Bonham 9 (Walker, Kurowski 3, Litwhiler 2, M. Cooper 2, Sanders), by M. Cooper 4 (Etten, Gordon, Stainback, Crosetti). Pitching record—Bonham 6 hits, 4 runs in 8 innings, Murphy 1 hit, 0 runs in 1 inning. Earned runs—St. Louis 4, New York 3. Left on bases—St. Louis 7, New York 4. Losing pitcher—Bonham. Umpires—Reardon (N. L.) at plate; Rue (A. L.) first base; Stewart (N. L.) second base; Rommel (A. L.) third base. Time of game—2:08.

**FIRST INNING**

St. Louis—Klein lifted to Metheny. Walker fanned. Musial flied to Stainback. No runs, no hits, no errors.

New York—Crosetti was thrown out by Marion and Metheny by Klein. Johnson lined to Klein. No runs, no hits, no errors.

**SECOND INNING**

St. Louis—W. Cooper flied high to Crosetti. Kurowski fanned on three pitches. Sanders walked. Litwhiler popped to Gordon. No runs, no hits, no errors.

New York—Keller flied to Walker and so did Dickey. Etten fanned. No runs, no hits, no errors.

**THIRD INNING**

St. Louis—Marion hit a 320-foot homer into the left field stands. M. Cooper flied to Keller. Klein popped to Gordon in short center. Walker was thrown out by Crosetti. One run, one hit, no errors.

New York—Gordon fanned. Stainback lined to Klein, who used one hand to make the catch. Bonham was thrown out by Kurowski. No runs, no hits, no errors.

**FOURTH INNING**

St. Louis—Musial singled to center. W. Cooper sacrificed, Dickey to Etten, Marion advancing to second. Kurowski singled to center, scoring Musial. Sanders lined a 350-foot homer into the right field stands just out of Metheny's reach, scoring Kurowski. Litwhiler fanned. Marion raised high to Metheny, who made a one-handed catch in the right field corner. Three runs, three hits, no errors.

New York—Crosetti bunted a single over Sanders' head. Metheny flied to Walker. Johnson singled to center, putting Crosetti on third. Keller flied to Walker, Crosetti scoring after the catch. Dickey flied to Litwhiler. One run, two hits, no errors.

**FIFTH INNING**

St. Louis—M. Cooper fanned. Klein walked. Walker beat out a roller toward first. Musial flied to Keller. M. Cooper lined to Gordon. No runs, one hit, no errors.

New York—Etten flied to Musial. Gordon singled to center and continued to second when Walker fumbled. Stainback flied to Walker, who

made a great catch. Bonham was thrown out by Marion. No runs, one hit, one error.

**SIXTH INNING**

St. Louis—Kurowski, Sanders and Litwhiler fanned. No runs, no hits, no errors.

New York—Crosetti singled through short. Metheny was sent to first when W. Cooper tipped his bat. Johnson grounded into a double play, Marion to Klein to Sanders. Keller raised to Musial. No runs, one hit, one error.

**SEVENTH INNING**

St. Louis—Marion walked and stole second as M. Cooper fanned. Klein was thrown out by Crosetti. Walker rolled to Johnson and Marion, trapped between second and third, was run down, Gordon making the putout. No runs, no hits, no errors.

New York—Dickey walked. Etten flied to Litwhiler. Gordon lined to Litwhiler. Stainback fanned. No runs, no hits, no errors.

**EIGHTH INNING**

St. Louis—Musial flied to Stainback. W. Cooper got a single when Johnson lost his bounder in the sun. Kurowski fanned for the third time. Sanders hoisted to Keller. No runs, one hit, no errors.

New York—Weatherly, batting for Bonham, pop-fouled to Sanders. Crosetti struck out. Metheny was thrown out by Klein. No runs, no hits, no errors.

**NINTH INNING**

St. Louis—Murphy replaced Bonham on the mound. Litwhiler walked and was forced by Marion on an attempted bunt, Murphy to Crosetti. M. Cooper sacrificed, Dickey to Etten, advancing Marion to second. Klein beat out a high bounder to Johnson. Walker flied to Stainback. No runs, one hit, no errors.

New York—Johnson doubled to left-center. Keller tripped over Litwhiler's head, scoring Johnson. Dickey lined to Klein. Etten grounded to Klein, Keller scoring. Gordon fouled to W. Cooper. Two runs, two hits, no errors.



# Third Game

October 7, at New York

While a new Series attendance record was being set in the third game, with 69,990 fans present, the Cardinals, leading in the eighth, 2 to 1, blew up behind Brazle and lost, 6 to 2. Walker fumbled and Kurowski dropped a thrown ball, both errors being made on Lindell. Crosetti was purposely passed, filling the bases for Bill Johnson, who cleaned house with a triple. Krist and Brecheen did nothing to stem the Yankee attack. Hank Borowy started the first of the victors' runs on its way with a double in the sixth, scoring when Kurowski fumbled. Litwhiler singled in the Cards' scores in the fourth, half the losers' hits appearing then.

**BOX SCORE OF THIRD GAME**

St. Louis (N. L.)	AB.	R.	H.	TB.	O.	A.	E.	New York (A. L.)	AB.	R.	H.	TB.	O.	A.	E.
Klein, 2b.....	4	0	0	0	2	2	0	Stainback, cf.....	4	0	1	1	1	0	0
Walker, cf.....	4	0	1	2	1	0	1	Crosetti, ss.....	2	1	0	0	2	4	0
Musial, rf.....	3	1	1	1	1	1	0	Johnson, 3b.....	4	1	1	3	0	1	0
W. Cooper, c.....	4	0	1	1	3	2	0	Keller, lf.....	3	1	0	0	2	0	0
Kurowski, 3b.....	3	1	1	2	2	2	2	Gordon, 2b.....	4	0	1	1	3	2	0
*O'Dea.....	1	0	0	0	0	0	0	Dickey, c.....	4	0	2	2	6	1	0
Sanders, lb.....	3	0	0	0	9	2	0	Etten, lb.....	4	0	1	1	9	1	0
Litwhiler, if.....	4	0	2	2	3	0	0	Lindell, rf.....	3	1	1	1	2	0	0
Marion, ss.....	2	0	0	0	2	4	1	Borowy, p.....	2	1	1	2	2	0	0
Brazle, p.....	3	0	0	0	1	2	0	†Stirnweiss.....	1	1	0	0	0	0	0
Krist, p.....	0	0	0	0	0	0	0	Murphy, p.....	0	0	0	0	0	0	0
Brecheen, p.....	0	0	0	0	0	0	0								
Totals.....	31	2	6	8	24	15	4	Totals.....	31	6	8	11	27	9	0
Cardinals.....								0	0	0	2	0	0	0	0-2
Yankees.....								0	0	0	0	0	1	0	*-8

\*Batted for Kurowski in ninth. †Batted for Borowy in eighth. Two-base hits—Walker, Kurowski, Borowy. Three-base hit—Johnson. Sacrifice hit—Crosetti. Runs batted in—Johnson 3, Gordon.

Etten, Litwhiler 2. Double plays—Crosetti, Gordon and Etten; Marion, Klein and Sanders. Bases on balls—Off Borowy 3 (Musial, Sanders, Marion), off Brazle 2 (Crosetti, Keller). Struck out—By Brazle 4 (Keller, Borowy, Lindell, Etten), by Borowy 4 (Sanders, Brazle, Litwhiler, Marion), by Murphy 1 (Litwhiler). Pitching record—Borowy 6 hits, 2 runs in 8 innings; Murphy 9 hits, 0 runs in 1 inning; Brazle 5 hits, 6 runs in 7 1-3 innings; Krist 1 hit, 0 runs in 0 inning (pitched to one batter); Brecheen 2 hits, 0 runs in 2-3 inning. Earned runs—New York 3, St. Louis 2. Left on bases—St. Louis 5, New York 4. Winning pitcher—Borowy. Losing pitcher—Brazle. Umpires—Rue (A. L.) at plate; Stewart (N. L.) first base; Rommel (A. L.) second base; Reardon (N. L.) third base. Time of game—2:10.

### FIRST INNING

St. Louis—Klein lifted to Stainback. Walker doubled past Johnson. Musial walked. W. Cooper grounded into a double play, Crosetti to Gordon to Etten. No runs, one hit, no errors.

New York—Stainback singled to left on Brazle's first pitch. Crosetti sacrificed, Brazle to Klein, Stainback taking second. Johnson hit to Marion, whose throw to Kurowski nailed Stainback at third. Keller fanned. No runs, one hit, no errors.

### SECOND INNING

St. Louis—Kurowski fouled to Dickey. Sanders fanned. Litwhiler singled off Borowy's leg. Marion fouled to Keller, who reached into the left field stand to make the catch. No runs, one hit, no errors.

New York—Gordon lined to Litwhiler, who make a low, one-handed catch. Dickey was thrown out by Klein and Etten by Kurowski. No runs, no hits, no errors.

### THIRD INNING

St. Louis—Brazle fanned. Klein bunted and was out, Etten to Borowy. Walker flied to Lindell. No runs, no hits, no errors.

New York—Lindell hit a 430-foot fly to Walker. Borowy fanned, but had to be thrown out, W. Cooper to Sanders. Stainback was thrown out by Marion. No runs, no hits, no errors.

### FOURTH INNING

St. Louis—Musial singled to left. W. Cooper pop-flied to Crosetti, back of the box. Kurowski doubled down the left field line, Musial halting at third. Sanders was walked intentionally. Litwhiler line-singled to left, scoring Musial and Kurowski, Sanders reaching third and Litwhiler second on Keller's throw to the plate. Marion received an intentional pass. Brazle fouled to Etten. Klein was thrown out by Crosetti. Two runs, three hits, no errors.

New York—Crosetti reached first when his grounder went through Marion's legs. Johnson grounded into a double play, Marion to Klein to Sanders. Keller was thrown out by Brazle. No runs, no hits, one error.

### FIFTH INNING

St. Louis—Walker, trying to bunt, popped to Borowy. Musial was thrown out by Crosetti and W. Cooper by Johnson. No runs, no hits, no errors.

New York—Gordon was thrown out by Kurowski. Dickey singled to right. Etten popped to Marion. Lindell took a third strike. No runs, one hit, no errors.

### SIXTH INNING

St. Louis—Kurowski popped to Etten. Sanders was thrown out by Gordon, after a fine back-handed stop. Litwhiler fanned. No runs, no hits, no errors.

New York—Borowy got a ground-rule double when his drive over Litwhiler's head bounded into the left field stand. Stainback fouled to Musial, who made a spectacular one-handed catch, Borowy advancing to third. Crosetti flied to Litwhiler. Johnson reached first and Borowy scored on Kurowski's fumble. Keller forced Johnson, Marion unassisted. One run, one hit, one error.

### SEVENTH INNING

St. Louis—Marion fanned. Brazle was thrown out by Crosetti, who then took Klein's pop fly. No runs, no hits, no errors.

New York—Gordon was thrown out by Marion. Dickey rolled out, Sanders to Brazle, who covered first. Etten fanned. No runs, no hits, no errors.



## EIGHTH INNING

St. Louis—Walker popped to Etten. Musial flied to Keller. W. Cooper singled to right and died stealing, Dickey to Gordon, with Kurowski at bat. No runs, one hit, no errors.

New York—Lindell singled to center, taking second when Walker fumbled the ball. Stirnweiss, batting for Borowy, bunted to Sanders, whose throw to third beat Lindell, but Kurowski dropped the ball when the Yankee outfielder crashed into him. Stainback flied to Litwhiler, Stirnweiss moving to second after the catch and Lindell holding third. Crosetti drew an intentional pass. Johnson cleaned house with a triple between Litwhiler and Walker, scoring Lindell, Stirnweiss and Crosetti. Keller walked. Krist replaced Brazle in the box. Gordon singled to left, scoring Johnson. Brecheen replaced Krist. Dickey was credited with a hit when his drive hit Gordon on the leg, the runner being automatically out. Etten singled to right, scoring Keller, but Dickey was cut down at third, Musial to W. Cooper to Kurowski. Five runs, five hits, two errors.

## NINTH INNING

St. Louis—Murphy replaced Borowy in the box. O'Dea, batting for Kurowski, popped to Gordon. Sanders flied to Lindell. Litwhiler fanned. No runs, no hits, no errors.



# Fourth Game

October 10, at St. Louis

the same score by which Russo had defeated Brooklyn's Hugh Casey in 1941. A pair of errors in the seventh deprived the Yankee lefty of a shut-out over the Redbirds. Lanier, starting for the Cardinals, allowed one run, made by Gordon, who doubled. Russo greeted Brecheen's entry in the eighth with his second two-bagger and came in with the winning score on Crosetti's loft after being bunted to third by Stainback.

Marius Russo, unable to win with any degree of consistency during the regular pennant pursuit, pitched and batted the Yankees to their third victory when the Series shifted to St. Louis, winning over Brecheen. It was

## BOX SCORE OF FOURTH GAME

New York (A. L.)	AB.	R.	H.	T.B.O.	A.	E.	St. Louis (N. L.)	AB.	R.	H.	T.B.O.	A.	E.		
Stainback, cf.....	3	0	0	0	1	0	Klein, 2b.....	5	0	0	0	1	4	1	
Crosetti, ss.....	4	0	1	1	2	2	Walker, cf.....	4	0	0	0	2	0	0	
Johnson, 3b.....	4	0	0	0	1	2	Musial, rf.....	4	0	2	2	2	1	0	
Keller, lf.....	4	0	1	1	4	0	W. Cooper, c.....	4	0	1	1	7	0	0	
Gordon, 2b.....	4	1	1	2	3	7	Kurowski, 3b.....	4	0	0	0	2	1	0	
Dickey, c.....	3	0	1	1	2	0	Sanders, 1b.....	4	1	1	1	9	1	0	
Etten, 1b.....	4	0	0	0	11	0	Litwhiler, lf.....	4	0	1	2	2	0	0	
Lindell, rf.....	3	0	0	0	3	0	Marion, ss.....	3	0	2	3	2	1	0	
Russo, p.....	3	1	2	4	0	2	Lanier, p.....	2	0	0	0	0	1	0	
Totals .....	32	2	6	9	27	13	2	*Demaree .....	1	0	0	0	0	0	0
								†White .....	0	0	0	0	0	0	0
								Brecheen, p.....	0	0	0	0	0	1	0
								‡Narron .....	1	0	0	0	0	0	0
								Totals .....	36	1	7	9	27	10	1

Yankees ..... 0 0 0 1 0 0 0 0 1 0-2  
Cardinals ..... 0 0 0 0 0 0 0 1 0 0-1

\*Batted for Lanier in seventh. †Ran for Demaree in seventh. ‡Batted for Brecheen in ninth. Two-base hits—Russo 2, Litwhiler, Marion, Gordon. Sacrifice hit—Stainback. Runs batted in—Crosetti, Dickey. Stolen base—Keller. Bases on balls—Off Lanier 1 (Russo), off Brecheen 2 (Dickey, Lindell), off Russo 1 (Marion). Struck out—By Lanier 5 (Johnson, Keller 2, Lindell, Crosetti), by Brecheen 2 (Gordon, Russo), by Russo 2 (W. Cooper, Sanders). Pitching record—Lanier 4 hits, 1 run in 7 innings; Brecheen 2 hits, 1 run in 2 innings. Earned runs—New York 2, St. Louis 0. Left on bases—New York 7, St. Louis 9. Losing pitcher—Brecheen. Umpires—Stewart (N. L.) at plate; Rommel (A. L.) first base; Reardon (N. L.) second base; Rue (A. L.) third base. Time of game—2:06.

## FIRST INNING

New York—Stainback fouled to Sanders. Crosetti flied to Musial. Johnson fanned. No runs, no hits, no errors.



St. Louis—Klein flied to Lindell. Walker was thrown out by Gordon, who then took Musial's liner. No runs, no hits, no errors.

#### SECOND INNING

New York—Keller was thrown out by Klein. Gordon flied high to Litwhiler. Dickey was thrown out by Lanier. No runs, no hits, no errors.

St. Louis—W. Cooper fanned on three pitches. Kurowski flied to Lindell. Sanders singled to left. Litwhiler forced Sanders, Johnson to Gordon. No runs, one hit, no errors.

#### THIRD INNING

New York—Etten flied to Marion in short left. Lindell was thrown out by Kurowski. Russo walked. Stainback reached first when Klein fumbled his grounder. Crosetti singled to right, but Russo, straying off third, was run down and retired, Musial to Sanders to Kurowski. No runs, one hit, one error.

St. Louis—Marion popped to Johnson. Lanier was thrown out by Gordon. Klein flied to Keller. No runs, no hits, no errors.

#### FOURTH INNING

New York—Johnson flied to Musial. Keller fanned. Gordon doubled to left-center. Dickey singled to center, scoring Gordon. Etten forced Dickey, Klein to Marion. One run, two hits, no errors.

St. Louis—Walker flied to Keller. Musial bunted in front of the plate and beat Dickey's throw to first. W. Cooper lined to Lindell. Kurowski lined to Gordon, who took the ball with one hand. No runs, one hit, no errors.

#### FIFTH INNING

New York—Lindell fanned. Russo doubled past first. Stainback fouled to Sanders. Crosetti fanned. No runs, one hit, no errors.

St. Louis—Sanders fanned. Litwhiler fouled to Etten, who leaned into a right field box to make the catch. Marion singled to left. Lanier was thrown out by Russo. No runs, one hit, no errors.

#### SIXTH INNING

New York—Johnson was thrown out by Klein. Keller was called out on strikes. Gordon flied to Walker. No runs, no hits, no errors.

St. Louis—Klein was thrown out by Russo. Gordon tossed out Walker and Musial. No runs, no hits, no errors.

#### SEVENTH INNING

New York—Dickey flied to Litwhiler. Etten was thrown out by Klein. Lindell popped to Kurowski. No runs, no hits, no errors.

St. Louis—W. Cooper raised high to Keller. Kurowski was thrown out by Johnson after a great stop. Sanders reached first when Crosetti dropped his pop fly. Litwhiler doubled to right, the ball hitting first base before going on its way. Marion received an intentional pass. Demaree, batting for Lanier, reached first and Sanders scored when Johnson fumbled his grounder. White ran for Demaree. Klein forced White, Gordon to Crosetti. One run, one hit, two errors.

#### EIGHTH INNING

New York—Brecheen replaced Lanier in the box. Russo doubled to left. Stainback sacrificed, Brecheen to Klein, putting Russo on third. Crosetti flied to Walker, Russo scoring after the catch. Johnson was thrown out by Marion. One run, one hit, no errors.

St. Louis—Walker was thrown out by Gordon. Musial beat out a high bounding hit to Johnson. W. Cooper reached first when Crosetti knocked down his drive back of second, but couldn't make the throw. Kurowski sent Keller almost to the fence for his fly. Sanders hit to Gordon, whose toss to get W. Cooper proved late, but Cooper, overrunning second, was tagged out by Crosetti. No runs, two hits, no errors.

#### NINTH INNING

New York—Keller singled between Sanders and Klein, then stole second as Gordon fanned. Dickey was purposely passed. Etten grounded out to Sanders, unassisted. Lindell received the second free pass of the inning. Russo fanned. No runs, one hit, no errors.

St. Louis—Litwhiler was thrown out by Crosetti. Marion doubled to left. Narron, batting for Brecheen, was thrown out by Crosetti. Klein flied to Stainback. No runs, one hit, no errors.

# Fifth Game

October 11, at St. Louis

Bill Dickey wrote finis to the World's Series with his home run in the sixth inning off Morton Cooper with Keller on first. That blow, made on the first pitch, produced the only counters of the game, Chandler using the brush on his second appearance in the Series. Cooper fanned the first five who faced him, and one in the third before going out for a pinch-hitter in the seventh. Brother Walker left in the fifth because of a damaged digit. In four innings the St. Louis attack opened with hits, but the Cardinals could not deliver in the pinches, leaving 11 stranded, Chandler invariably coming through with strikeouts on key hitters in the clutches.

## BOX SCORE OF FIFTH GAME

New York (A. L.)	AB.	R.	H.	T.B.O.	A.	E.	St. Louis (N. L.)	AB.	R.	H.	T.B.O.	A.	E.
Crosetti, ss.....	4	0	1	1	0	5	Klein, 2b.....	5	0	1	1	3	1
Metheny, rf.....	5	0	1	1	1	0	Garms, rf.....	4	0	0	0	1	0
Lindell, rf.....	0	0	0	0	0	0	Musial, lf.....	3	0	0	0	1	0
Johnson, 3b.....	4	0	1	1	1	2	W. Cooper, c.....	2	0	1	1	6	0
Keller, lf.....	3	1	1	1	1	1	O'Dea, c.....	2	0	2	2	2	0
Dickey, c.....	4	1	1	4	7	0	Kurowski, 3b.....	4	0	2	2	3	3
Etten, lb.....	3	0	1	1	1	1	Sanders, 1b.....	3	0	1	1	7	2
Gordon, 2b.....	2	0	0	0	6	6	Hopp, cf.....	4	0	0	0	1	0
Stainback, cf.....	3	0	1	1	0	0	Marion, ss.....	3	0	1	1	2	3
Chandler, p.....	3	0	0	0	0	2	M. Cooper, p.....	2	0	0	0	0	1
Totals .....	31	2	7	10	27	17	Lanier, p.....	0	0	0	0	0	1
							Dickson, p.....	0	0	0	0	1	0
							*Walker .....	1	0	1	1	0	0
							†Litwhiler .....	1	0	1	1	0	0
							Totals .....	34	0	10	10	27	11
Yankees .....	0	0	0	0	0	0		2	0	0	0	0-2	
Cardinals .....	0	0	0	0	0	0		0	0	0	0	0-0	

\*Batted for M. Cooper in seventh. †Batted for Dickson in ninth. Home run—Dickey. Sacrifice hits—Marion, Garms, Stainback, Chandler. Runs batted in—Dickey 2. Double plays—Crosetti, Gordon and Etten; Klein, Marion and Sanders. Bases on balls—Off Chandler 2 (Musial, Sanders), off M. Cooper 2 (Etten, Gordon), off Lanier 2 (Keller, Gordon), off Dickson 1 (Crosetti). Struck out—By M. Cooper 6 (Crosetti, Metheny, Johnson, Keller, Dickey, Chandler), by Lanier 1 (Metheny), by Chandler 7 (Klein 2, Garms, Musial 2, Hopp, M. Cooper). Pitching record—M. Cooper 5 hits, 2 runs in 7 innings; Lanier 2 hits, 0 runs in 1-3 innings; Dickson 0 hits, 0 runs in 2-3 inning. Wild pitch—M. Cooper. Earned runs—New York 2, St. Louis 0. Left on bases—St. Louis 11, New York 9. Losing pitcher—M. Cooper. Umpires—Rommel (A. L.) at plate; Reardon (N. L.) first base; Rue (A. L.) second base; Stewart (N. L.) third base. Time of game—2:24.

### FIRST INNING

New York—Crosetti, Metheny and Johnson struck out. No runs, no hits, no errors.

St. Louis—Klein singled off Chandler's glove. Garms sacrificed, Johnson to Etten. Musial walked. W. Cooper grounded to Crosetti, whose throw to Gordon forced Musial. Kurowski was thrown out by Johnson. No runs, one hit, no errors.

### SECOND INNING

New York—Keller and Dickey struck out, making five whiffs in a row for M. Cooper. Etten walked on four pitches and took second when W. Cooper, trying to pick him off first, made a bad throw to Sanders. Gordon was thrown out by Kurowski. No runs, no hits, one error.

St. Louis—Sanders singled between Etten and Gordon. Hopp hit to Chandler and when Crosetti dropped his throw to force Sanders, both runners were safe. Marion sacrificed, Etten to Gordon. M. Cooper fanned. Klein raised to Metheny. No runs, one hit, one error.

### THIRD INNING

New York—Stainback rolled to Sanders. Chandler fanned. Crosetti singled to center. Metheny line-singled to left-center, putting Crosetti on third. Kurowski took Johnson's high infield fly. No runs, two hits, no errors.

St. Louis—Garms was thrown out by Gordon. Musial fanned on three

pitches. W. Cooper singled to left, but perished trying to stretch the hit, Keller to Gordon. No runs, one hit, no errors.

#### FOURTH INNING

New York—Keller flied to Marion in short left. Dickey was thrown out by Marion. Etten fouled to Kurowski. No runs, no hits, no errors.

St. Louis—Kurowski beat out a hit to third. Sanders walked. Hopp fanned. Marion forced Sanders, Crosetti to Gordon. M. Cooper forced Marion the same way, Crosetti making a fine stop of a high bounder. No runs, one hit, no errors.

#### FIFTH INNING

New York—Gordon was thrown out by Kurowski. Stainback singled off Marion's glove. Chandler sacrificed, M. Cooper to Klein. Stainback took third on a wild pitch. W. Cooper fractured right index finger on a foul tip and O'Dea went behind the bat. Crosetti flied high to Garms. No runs, one hit, no errors.

St. Louis—Klein was thrown out by Crosetti after a fine backhanded stop. Garms and Musial fanned. No runs, no hits, no errors.

#### SIXTH INNING

New York—Metheny flied to Musial. Johnson was thrown out by Marion. Keller singled between Sanders and Klein. Dickey hit on top of the right field stands for a home run, scoring Keller ahead of him. Etten lined to Klein. Two runs, two hits, no errors.

St. Louis—O'Dea beat out a slow roller along the third-base line. Kurowski grounded into a double play, Crosetti to Gordon to Etten. Sanders grounded to Etten. No runs, one hit, no errors.

#### SEVENTH INNING

New York—Gordon walked. Stainback sacrificed, Sanders to Klein. Chandler flied to Hopp. Crosetti was thrown out by Kurowski. No runs, no hits, no errors.

St. Louis—Hopp, bunting, was thrown out by Chandler. Marion fouled to Johnson. Walker, batting for M. Cooper, dropped a Texas leaguer in right. Klein was called out on strikes. No runs, one hit, no errors.

#### EIGHTH INNING

New York—Lanier replaced M. Cooper on the mound. Metheny fanned. Johnson singled to left. Keller walked. Dickey grounded into a double play, Klein to Marion to Sanders. No runs, one hit, no errors.

St. Louis—Garms and Musial were thrown out by Gordon. O'Dea singled to right-center. Kurowski's grounder took a bad hop over Johnson's head for a single. Sanders was thrown out by Gordon. No runs, two hits, no errors.

#### NINTH INNING

New York—Etten beat out a hit to Klein. Gordon walked. Stainback, bunting, forced Etten at third, Lanier to Kurowski. Dickson relieved Lanier. Chandler fouled to O'Dea. Crosetti walked, filling the bases. Metheny grounded out, Sanders to Dickson. No runs, one hit, no errors.

St. Louis—Hopp flied to Keller. Marion, throwing his bat at the pitch, singled to left. Litwhiler, batting for Dickson, singled to center, Marion stopping at second. Klein fanned on three pitches. Garms was thrown out by Gordon. No runs, two hits, no errors.



### WHEN COBB PULLED "JOHN ANDERSON" STEAL

Stories about Tyrus Raymond Cobb have never mentioned the fact that the Georgia Peach once pulled a "John Anderson"—trying to take a base that already was occupied. However, the records show that Cobb attempted this "feat" at Washington, September 27, 1915, darting for third with Donie Bush on that bag. Recovering from his mental lapse, Cobb tried to get back to second and was out. Rhody Wallace, field umpire, put him all the way out of the game when Cobb objected to the decision.

# 1943 World's Series Averages

## NEW YORK YANKEES' BATTING AND FIELDING AVERAGES.

	G.	AB.	R.	H.	2B.	3B.	HR.	TB.	RBI.	Pct.	PO.	A.	E.	Pct.
Stainback, rf-cf.....	5	17	0	3	0	0	0	3	0	.176	7	1	0	1.000
Metheny, rf.....	2	8	0	1	0	0	0	1	0	.125	3	0	0	1.000
Crosetti, ss.....	5	18	4	5	0	0	0	5	1	.278	9	16	3	.893
Johnson, 3b.....	5	20	3	6	1	1	0	9	3	.300	2	9	1	.917
Keller, lf.....	5	18	3	4	0	1	0	6	2	.222	10	1	0	1.000
Gordon, 2b.....	5	17	2	4	1	0	1	8	2	.235	20	23	0	1.000
Dickey, c.....	5	18	1	5	0	0	1	8	4	.278	28	3	0	1.000
Etten, 1b.....	5	19	0	2	0	0	0	2	2	.105	46	2	1	.980
Lindell, cf-rf.....	4	9	1	1	0	0	0	1	0	.111	8	0	0	1.000
Chandler, p.....	2	6	0	1	0	0	0	1	0	.167	0	4	0	1.000
Bonham, p.....	1	2	0	0	0	0	0	0	0	.000	0	0	0	.000
Murphy, p.....	2	0	0	0	0	0	0	0	0	.000	0	1	0	1.000
Borowy, p.....	1	2	1	1	1	0	0	2	0	.500	2	0	0	1.000
Russo, p.....	1	3	1	2	2	0	0	4	0	.667	0	2	0	1.000
Weatherly.....	1	1	0	0	0	0	0	0	0	.000	0	0	0	.000
Stirnweiss.....	1	1	1	0	0	0	0	0	0	.000	0	0	0	.000
Totals.....	159	17	35	5	2	2	50	14	.220	135	62	5	.975	

Metheny awarded first base in sixth inning of second game on W. Cooper's interference.

Weatherly batted for Bonham in eighth inning of second game.

Stirnweiss batted for Borowy in eighth inning of third game.

## ST. LOUIS CARDINALS' BATTING AND FIELDING AVERAGES.

	G.	AB.	R.	H.	2B.	3B.	HR.	TB.	RBI.	Pct.	PO.	A.	E.	Pct.
Klein, 2b.....	5	22	0	3	0	0	0	3	0	.136	10	13	2	.920
Walker, cf.....	5	18	0	3	1	0	0	4	0	.167	10	0	2	.833
Hopp, cf.....	1	4	0	0	0	0	0	0	0	.000	1	0	0	1.000
Musial, rf.....	5	18	2	5	0	0	0	5	0	.278	7	2	0	1.000
W. Cooper, c.....	5	17	1	5	0	0	5	0	.294	28	3	2	.939	
O'Dea, c.....	2	3	0	2	0	0	0	2	0	.667	2	0	0	1.000
Kurowski, 3b.....	5	18	2	4	1	0	0	5	1	.222	8	8	2	.889
Sanders, 1b.....	5	17	3	5	0	0	1	8	2	.294	41	5	0	1.000
Litwhiler, lf.....	5	15	0	4	1	0	0	5	2	.267	11	0	0	1.000
Garms, lf.....	2	5	0	0	0	0	0	0	0	.000	1	0	0	1.000
Marion, ss.....	5	14	1	5	2	0	1	10	2	.357	8	14	1	.957
Lanier, p.....	3	4	0	1	0	0	0	1	1	.250	0	3	1	.750
Brecheen, p.....	3	0	0	0	0	0	0	0	0	.000	0	2	0	1.000
M. Cooper, p.....	2	5	0	0	0	0	0	0	0	.000	0	1	0	1.000
Brazle, p.....	1	3	0	0	0	0	0	0	0	.000	1	2	0	1.000
Krist, p.....	1	0	0	0	0	0	0	0	0	.000	0	0	0	.000
Dickson, p.....	1	0	0	0	0	0	0	0	0	.000	1	0	0	1.000
Demaree.....	1	1	0	0	0	0	0	0	0	.000	0	0	0	.000
White.....	1	0	0	0	0	0	0	0	0	.000	0	0	0	.000
Narron.....	1	1	0	0	0	0	0	0	0	.000	0	0	0	.000
Totals.....	165	9	37	5	0	2	48	8	.224	129	53	10	.948	

Garms batted for Lanier in eighth inning of first game.

O'Dea batted for Kurowski in ninth inning of third game.

Demaree batted for Lanier in seventh inning of fourth game.

White ran for Demaree in seventh inning of fourth game.

Narron batted for Brecheen in ninth inning of fourth game.

Walker batted for M. Cooper in seventh inning of fifth game.

Litwhiler batted for Dickson in ninth inning of fifth game.

## NEW YORK YANKEES' PITCHING RECORDS.

	G.	CG.	IP.	R.	ER.	H.	BB.	SO.	WP.	HB.	W.	L.	Pct.
Chandler.....	2	2	18	2	1	17	3	10	0	0	2	0	1.000
Russo.....	1	1	9	1	0	7	1	2	0	0	1	0	1.000
Borowy.....	1	0	8	2	2	6	3	4	0	0	1	0	1.000
Murphy.....	2	0	2	0	0	1	1	1	0	0	0	0	.000
Bonham.....	1	0	8	4	4	6	3	9	0	0	0	1	.000

ST. LOUIS CARDINALS' PITCHING RECORDS.

	G.	CG.	IP.	R.	ER.	H.	BB.	SO.	WP.	HB.	W.	L.	Pct.
M. Cooper.....	2	1	16	5	5	11	3	10	1	0	1	1	.500
Lanier .....	3	0	15½	5	3	13	3	13	1	0	0	1	.000
Brecheen .....	3	0	3¾	1	1	5	3	3	0	0	0	1	.000
Brazle .....	1	0	7½	6	3	5	2	4	0	0	0	1	.000
Krist .....	1	0	0	0	0	1	0	0	0	0	0	0	.000
Dickson .....	1	0	¾	0	0	0	1	0	0	0	0	0	.000

COMPOSITE SCORE BY INNINGS.

	1	2	3	4	5	6	7	8	9
New York.....	0	0	0	4	0	5	0	6	2-17
St. Louis.....	0	1	1	5	1	0	1	0	0-9

Stolen bases—Crosetti, Keller, Marlon.

Sacrifice hits—Stainback 2, Kurowski, W. Cooper, M. Cooper, Crosetti, Marion, Garms, Chandler.

Double plays: Cardinals 4—Klein, Marion and Sanders 2; Marion, Klein and Sanders 2.

Yankees 3—Crosetti, Gordon and Etten 2; Gordon, Crosetti and Etten.

Bases on balls—Gordon 3, Sanders 3, Marion 3, Litwhiler 2, Dickey 2, Musial 2, Crosetti

2, Keller 2, Klein 1, Russo 1, Lindell 1, Etten 1.

Struck out—Keller 5, Lindell 4, Sanders 4, Litwhiler 4, Johnson 3, Gordon 3, Kurowski 3, M.

Cooper 3, Crosetti 3, Stainback 2, Chandler 2, Walker 2, Garms 2, Dickey 2, Etten 2, Metheny 2,

Klein 2, Musial 2, Borowy 1, Brazle 1, Marion 1, Russo 1, W. Cooper 1, Hopp 1.

Earned runs—Yankees 12, Cardinals 7.

Left on bases—Cardinals 37, Yankees 30.

Time of games—First, 2:07; second, 2:08; third, 2:10; fourth, 2:06; fifth, 2:24.

Attendance—First, 68,676; second, 68,578; third, 69,990; fourth, 36,196; fifth, 33,872.

Umpires—Rommel and Rue (A. L.); Reardon and Stewart (N. L.).

Official scorers—Gordon Cobbletick, Cleveland Plain Dealer, president BBWAA; Ken Smith,

New York Daily Mirror, and Martin J. Haley. St. Louis Globe-Democrat.

FINANCIAL SUMMARY 1943 SERIES.

Paid attendance .....	277,312
Gate receipts .....	\$1,105,784.00
Broadcasting receipts .....	100,000.00
Total players' share.....	488,005.74
New York A. L. club players' share.....	204,962.41
Each Yankee's share.....	6,139.45
St. Louis N. L. club players' share.....	136,641.61
Each Cardinal's share.....	4,321.96
Washington club players' share.....	36,600.48
Each Senator's share.....	1,220.02
Cincinnati club players' share.....	36,600.43
Each Red's share.....	1,355.57
Cleveland club players' share.....	24,400.29
Each Indian's share.....	779.04
Brooklyn club players' share.....	24,400.29
Each Dodger's share.....	756.60
Chicago A. L. club players' share.....	12,200.14
Each White Sox's share.....	352.95
Pittsburgh club player's share.....	12,200.14
Each Pirate's share.....	400.01
American League's share.....	76,831.24
National League's share.....	76,831.24
Commissioner's share of gate receipts.....	102,079.80
War Relief and Service Fund, Inc., share.....	308,373.48
Broadcasting receipts of \$100,000 donated to War Relief and Service Fund, Inc.	



YANKS TOPS IN LAST-FRAME RALLIES

Fifty-four American League contests were won in the ninth inning during the 1943 season, with the champion New York Yankees being the most proficient in this department. The McCarthymen pulled 12 games out of the fire with last-frame rallies and dropped only four where their opponents staged ninth-inning sprees. The circuit also witnessed four games ending in 1 to 0 scores in which the lone tally crossed the plate in the ninth.



**WORLD'S SERIES RESULTS****1903 TO 1943, INCLUSIVE**

- 1903—Boston, A. L., 5 games; Pittsburgh, N. L., 3 games.  
1904—No series.  
1905—New York, N. L., 4 games; Philadelphia, A. L., 1 game.  
1906—Chicago, A. L., 4 games; Chicago, N. L., 2 games.  
1907—Chicago, N. L., 4 games; Detroit, A. L., 0 game; 1 tie.  
1908—Chicago, N. L., 4 games; Detroit, A. L., 1 game.  
1909—Pittsburgh, N. L., 4 games; Detroit, A. L., 3 games.  
1910—Philadelphia, A. L., 4 games; Chicago, N. L., 1 game.  
1911—Philadelphia, A. L., 4 games; New York, N. L., 2 games.  
1912—Boston, A. L., 4 games; New York, N. L., 3 games; 1 tie.  
1913—Philadelphia, A. L., 4 games; New York, N. L., 1 game.  
1914—Boston, N. L., 4 games; Philadelphia, A. L., 0 game.  
1915—Boston, A. L., 4 games; Philadelphia, N. L., 1 game.  
1916—Boston, A. L., 4 games; Brooklyn, N. L., 1 game.  
1917—Chicago, A. L., 4 games; New York, N. L., 2 games.  
1918—Boston, A. L., 4 games; Chicago, N. L., 2 games.  
1919—Cincinnati, N. L., 5 games; Chicago, A. L., 3 games.  
1920—Cleveland, A. L., 5 games; Brooklyn, N. L., 2 games.  
1921—New York, N. L., 5 games; New York, A. L., 3 games.  
1922—New York, N. L., 4 games; New York, A. L. 0 game; 1 tie.  
1923—New York, A. L., 4 games; New York, N. L., 2 games.  
1924—Washington, A. L., 4 games; New York, N. L., 3 games.  
1925—Pittsburgh, N. L., 4 games; Washington, A. L., 3 games.  
1926—St. Louis, N. L., 4 games; New York, A. L., 3 games.  
1927—New York, A. L., 4 games; Pittsburgh, N. L., 0 game.  
1928—New York, A. L., 4 games; St. Louis, N. L., 0 game.  
1929—Philadelphia, A. L., 4 games; Chicago, N. L., 1 game.  
1930—Philadelphia, A. L., 4 games; St. Louis, N. L., 2 games.  
1931—St. Louis, N. L., 4 games; Philadelphia, A. L., 3 games.  
1932—New York, A. L., 4 games; Chicago, N. L., 0 game.  
1933—New York, N. L., 4 games; Washington, A. L., 1 game.  
1934—St. Louis, N. L., 4 games; Detroit, A. L., 3 games.  
1935—Detroit, A. L., 4 games; Chicago, N. L., 2 games.  
1936—New York, A. L., 4 games; New York, N. L., 2 games.  
1937—New York, A. L., 4 games; New York, N. L., 1 game.  
1938—New York, A. L., 4 games; Chicago, N. L., 0 game.  
1939—New York, A. L., 4 games; Cincinnati, N. L., 0 game.  
1940—Cincinnati, N. L., 4 games; Detroit, A. L., 3 games.  
1941—New York, A. L., 4 games; Brooklyn, N. L., 1 game.  
1942—St. Louis, N. L., 4 games; New York, A. L., 1 game.  
1943—New York, A. L., 4 games; St. Louis, N. L., 1 game.

# World's Series Receipts

Year	Games	Attendance	Receipts	Winning Share	Losing Share
1903*	8	100,429	\$ 55,500	\$1,182.00	\$1,316.25
1904			No Series played.		
1905	5	91,723	68,437	1,142.00	832.22
1906	6	99,845	106,550	1,874.63	439.50
1907	5	78,068	101,278	2,250.00	1,945.96
1908	5	62,232	94,975	1,317.58	870.00
1909	7	145,295	188,302	1,825.22	1,274.76
1910	5	124,312	173,980	2,062.79	1,375.16
1911	6	179,851	342,364	3,654.58	2,436.39
1912	8	252,037	490,833	4,024.68	2,566.47
1913	5	151,000	325,980	3,246.36	2,164.22
1914	4	111,009	225,739	2,812.28	2,031.65
1915	5	143,351	320,361	3,780.25	2,620.17
1916	5	162,859	385,590	3,910.26	2,834.82
1917	6	186,654	425,878	3,669.32	2,442.61
1918	6	128,483	179,619	890.00	535.00
1919	8	236,928	722,414	5,207.01	3,254.36
1920	7	178,557	564,800	4,168.00	2,419.60
1921	8	269,976	900,233	5,265.00	3,510.00
1922	5	185,947	605,475	4,545.71	2,842.86
1923	6	301,430	1,063,815	6,143.49	4,112.88
1924	7	283,665	1,093,104	5,959.64	3,820.29
1925	7	282,848	1,182,854	5,332.72	3,734.60
1926	7	328,051	1,207,864	5,584.51	3,388.24
1927	4	201,805	783,217	5,702.25	3,985.48
1928	4	199,072	777,290	5,813.20	4,181.30
1929	5	190,700	859,494	5,620.57	3,782.01
1930	6	212,619	953,772	5,038.07	3,536.67
1931	7	231,567	1,030,723	4,467.59	3,023.09
1932	4	191,998	713,377	5,231.77	4,244.60
1933	5	164,076	679,365	4,256.72	3,019.86
1934	7	281,510	†1,128,995	5,389.57	3,354.67
1935	6	286,672	†1,173,794	6,544.76	4,198.53
1936	6	302,924	†1,304,399	6,430.55	4,655.58
1937	5	238,142	†1,085,994	6,471.10	4,489.96
1938	4	200,833	851,166	5,782.27	4,674.87
1939	4	183,849	† 845,329	5,541.89	4,193.38
1940	7	281,927	†1,322,328	5,803.61	3,531.80
1941	5	235,773	†1,107,762	5,943.31	4,829.40
1942	5	276,717	†1,105,249	6,192.53	3,351.76
1943	5	277,312	†1,205,784	6,139.45	4,321.96

\*Not played under National Commission or Advisory Council auspices. President Dreyfuss of the Pittsburgh club donated his share of the receipts to his players, which accounts for a loser's share being greater than a winner's share.

†Includes \$100,000 for broadcasting rights.

# Big Show's .300 Club

**W**HILE Ted Williams, Joe DiMaggio and nine of their teammates on the Major League Lifetime .300 Club were serving in the armed forces in 1943, Outfielder Stan Musial of the St. Louis Cardinals achieved eligibility in the select group and promptly moved into the runner-up position. Williams, the ex-Boston Red Sox slugger, maintained his lead with a .356 figure, with the Redbird star 14 points behind at .342, followed by the Yankee Clipper at .339. Each circuit has 14 members, with the Brooklyn Dodgers and New York Giants each having four—Paul Waner, Pete Reiser, Arky Vaughan and Billy Herman, Dodgers, and Johnny Mize, Joe Medwick, Ernie Lombardi and Mel Ott, Giants.

Following are the lifetime .300 hitters in the majors at the close of the 1943 season, who have participated in 200 or more games in the Big Time, with figures taken from the Baseball Register, published by THE SPORTING NEWS:

Player and Club.	G.	AB.	R.	H.	2B.	3B.	HR.	RBI.	B.A.
†Ted Williams, Red Sox.....	586	2104	541	749	154	33	127	515	.356
Stan Musial, Cardinals.....	309	1131	213	387	84	30	23	157	.342
†Joe DiMaggio, Yankees.....	979	3978	858	1349	243	82	219	930	.339
Al Simmons, Red Sox.....	2211	8755	1506	2924	539	149	307	1825	.334
Paul Waner, Dodgers.....	2456	9316	1609	3112	599	189	112	1292	.334
†Johnny Mize, Giants.....	996	3662	643	1213	243	73	184	763	.331
†Taft Wright, White Sox.....	597	2156	307	707	126	40	21	361	.328
*Cecil Travis, Senators.....	1102	4191	606	1370	237	73	25	581	.327
Joe Medwick, Giants.....	1628	6589	1077	2142	483	110	189	1213	.325
*Hank Greenberg, Tigers.....	1049	3998	842	1299	317	62	249	1015	.325
†Pete Reiser, Dodgers.....	320	1241	240	399	83	26	27	160	.321
†Charley Gehringer, Tigers.....	2323	8858	1773	2839	574	146	184	1427	.321
Chuck Klein, Phillies.....	1749	6479	1177	2075	398	74	300	1201	.320
Arky Vaughan, Dodgers.....	1688	6373	1130	2032	348	126	91	879	.319
†Barney McCosky, Tigers.....	571	2294	398	726	125	52	18	220	.316
Bill Dickey, Yankees.....	1735	6166	920	1934	335	72	200	1199	.314
Luke Appling, White Sox.....	1785	6597	1025	2060	342	84	30	884	.312
Rip Radcliff, Tigers.....	1081	4074	598	1267	205	50	42	533	.311
Ernie Lombardi, Giants.....	1485	4766	491	1484	248	25	145	802	.311
†Enos Slaughter, Cardinals.....	666	2531	421	780	150	54	63	391	.308
Melvin Ott, Giants.....	2440	8534	1693	2617	448	68	463	1695	.307
Billy Herman, Dodgers.....	1785	7224	1104	2205	451	77	44	783	.305
*Buddy Lewis, Senators.....	895	3658	614	112	178	65	53	449	.304
Frank McCormick, Reds.....	923	3626	478	1102	215	17	80	620	.304
Stan Hack, Cubs.....	1522	5735	981	1735	294	67	52	529	.303
Joe Cronin, Red Sox.....	2045	7378	1208	2236	508	117	166	1394	.303
Wally Moses, White Sox.....	1196	4756	749	1438	283	71	71	451	.302
Frank Demaree, Cardinals.....	1139	4093	574	1228	188	36	72	585	.300

\*—In service; did not play in 1942 and 1943.

†—In service; did not play in 1943.



## 13-HIT AND 14-HIT SHUTOUTS

When Scott Stratton of Louisville, on September 19, 1893, distributed 13 hits among the Giants so cleverly that not a run resulted, the Colonels winning, 3 to 0, the experts of that time announced it was the first time anything like that ever had happened.

Larry Cheney, pitching for the Cubs on September 14, 1913, handed the Giants a 7 to 0 blanking when he allowed them 14 hits, without issuing a walk. Wildfire Schulte threw out one New Yorker who tried to stretch a single into a double and two perished stealing on throws by Jim Archer.

# All-Star Team of 1943

**T**HE nineteenth annual All-Star major league team, selected for THE SPORTING NEWS by 224 members of the Baseball Writers' Association of America, included nine players named to the stellar aggregation for the first time. Five members of the 1942 selections were in the armed forces last year, and three others failed to qualify again. The only repeater from the 1942 team was Mort Cooper of the Cardinals. Luke Appling of the White Sox, previously selected in 1936 and 1940, came back for a third term, making him the senior member. Joe DiMaggio, serving in the Army in 1943, missed the selections for the first time since 1937, having been named six consecutive years. However, Joe Cronin, Mickey Cochrane and Pie Traynor hold the distinction of having been chosen the most times—seven.

Stan Musial of the Cardinals was the No. 1 choice of the experts, polling 217 votes out of a possible 224. Although normally a right fielder, he was shifted to center on the 1943 team, because he had the greatest vote for that position. Charlie Keller drew nine more votes for left field than Dick Wakefield, but the Detroit rookie had a larger total for all fields. Bill Johnson of the Yankees was the only other first-year performer named.

Votes for the 1943 All-Star major league team, with the first three pitchers qualifying and the selections for the positions in black face, follow:

**Left Field**—Charlie Keller, Yankees, 84; Richard Wakefield, Tigers, 75; Stan Musial, Cardinals, 43; William Nicholson, Cubs, 14; George Case, Senators, 4; Ival Goodman, Cubs, Geoffrey Heath, Indians, Robert Johnson, Senators, and Roger Cramer, Tigers, 1.

**Center Field**—Stanley Musial, Cardinals, 79; William Nicholson, Cubs, 29; Richard Wakefield, Tigers, 27; Harry Walker, Cardinals, 23; Vincent DiMaggio, Pirates, 16; Roger Cramer, Tigers, 14; Charles Keller, Yankees, 10; George Case, Senators, 9; Guy Curtright, White Sox, 5; Stanley Spence, Senators, 4; Augie Galan, Dodgers, and Robert Johnson, Senators, 2; Melvin Ott, Giants, Geoffrey Heath, Indians, and Thurman Tucker, White Sox, 1.

**Right Field**—Stanley Musial, Cardinals, 95; William Nicholson, Cubs, 86; Richard Wakefield, Tigers, 20; Charlie Keller, Yankees, 16; George Case, Senators, 2; Guy Curtright, White Sox, Robert Johnson, Senators, Wally Moses, White Sox, and Fred Walker, Dodgers, 1.

**First Base**—Rudolph York, Tigers, 165; Frank McCormick, Reds, 16; Elbert Fletcher, Pirates, 14; Nick Ethen, Yankees, 13; Phil Cavarretta, Cubs, 5; Ray Sanders, Cardinals, 4; George McQuinn, Browns, and Joe Kuhel, White Sox, 2; John McCarthy, Braves, Dick Siebert, Athletics, and Ellsworth Dahlgren, Phillies, 1.

**Second Base**—William Herman, Dodgers, 128; Joe Gordon, Yankees, 47; Robert Doerr, Red Sox, 43; Lou Klein, Cardinals, and Linus Frey, Reds, 3.

**Shortstop**—Luke Appling, White Sox, 130; Martin Marion, Cardinals, 68; Eddie Miller, Reds, and Vernon Stephens, Browns, 9; Lou Boudreau, Indians, 7; Floyd Vaughan, Dodgers, 2.

**Third Base**—William Johnson, Yankees, 109; Stanley Hack, Cubs, 38; Robert Elliott, Pirates, 33; Kenneth Keltner, Indians, 21; George Kurowski, Cardinals, 10; Floyd Vaughan, Dodgers, 7; Michael Higgins, Tigers, 3; Joe Gordon, Yankees, Martin Marion, Cardinals, and Luke Appling, White Sox, 1.

**Catcher**—Walker Cooper, Cardinals, 158; William Dickey, Yankees, 53; Alfonso Lopez, Pirates, 4; Jake Early, Senators, 3; Warren Rosar, Indians, and Ernie Lombardi, Giants, 2; Clyde McCullough, Cubs, and Arnold Owen, Dodgers, 1.

**Pitchers**—Spurgeon Chandler, Yankees, 215; Morton Cooper, Cardinals, 197; Truett Sewell, Pirates, 182; Elmer Riddle, Reds, 21; Al Smith, Indians, 12; Paul Trout, Tigers, 10; Al Javery, Braves, 5; Hiram Bithorn, Cubs, and John Vander Meer, Reds, 4; Lynwood Rowe, Phillies, Whitlow Wyatt, Dodgers, and Max Lanier, Cardinals, 3; Ernie Bonham, Yankees, and Clyde Shoun, Reds, 2; Nate Andrews, Braves, Harold Newhouser, Tigers, Hank Borowy, Yankees, Bucky Walters, Reds, Allie Reynolds, Indians, Early Wynn, Senators, Jim Tobin, Braves, Tex Hughson, Red Sox, and Jim Bagby, Indians 1.

# 1920 Yanks Set A. L. Attendance Mark

**P**LAYING at the Polo Grounds, before the mammoth Yankee Stadium was built, the New York Yankees in 1920 set a season's attendance record for the American League by drawing 1,289,422 spectators. This is revealed by Earl Hilligan, league publicity director, in the 1944 edition of the American League's Red Book, in which official attendance figures are given for the first time.

The league record was established by the Yankees not only three years before Yankee Stadium, with its 70,000 capacity, was opened, but four years before changes at the Polo Grounds added 15,000 seats to that park. In 1920, when the Yankees were sharing the Polo Grounds with the Giants, the field had a seating capacity of only 34,000, about half that of Yankee Stadium. Yet 14 Yankee championship clubs have not been able to surpass that attendance mark.

Babe Ruth was the magnet who drew the crowd to Yankee games in 1920. It was his first season with the New York American League club, after he had set a home run record by smashing 29 for the Boston Red Sox the year before. The 1920 crowds wanted to see Babe break his own mark—and he did so in such an emphatic manner that he finished the season with the then undreamed-of total of 54 round-trippers.

Official American League attendance records are:

All-time American League season attendance (1940).....	5,433,791
All-time single club season attendance (Yankees, 1920).....	1,289,422
Largest single game crowd (Cleveland vs. Philadelphia at Cleveland, Sunday, July 31, 1932—Cleveland Stadium).....	73,592
Largest double-header crowd (Boston at New York, May 30, 1938—Memorial Day) .....	81,841
Largest night crowd (New York at Cleveland, July 17, 1941—Thursday, Cleveland Stadium).....	63,546

The official paid home park crowd records:

Chicago (vs. New York, June 18, 1933, Sunday).....	52,494
St. Louis (vs. New York, June 17, 1928, Sunday).....	31,931
Detroit (vs. Cleveland, September 22, 1940, Sunday).....	55,787
Cleveland (vs. Philadelphia, July 31, 1932, Sunday).....	73,592
Washington (vs. New York, July 4, 1936).....	35,563
Philadelphia (vs. Washington, July 13, 1931, Monday).....	38,800
New York (vs. Boston, May 30, 1938).....	81,841
Boston (vs. New York, August 12, 1934, Sunday).....	41,766

In the above table, the figures for St. Louis, Detroit and Cleveland were for single games. The others were double-header attendances. The second largest single game crowd record is held by New York—73,205 at Yankee Stadium vs. Philadelphia, April 19, 1931.

In addition to Cleveland's all-time record night crowd of 63,546 at the Cleveland Stadium, here are the top night crowds for the other cities with lights:

Washington (vs. New York, Wednesday, May 28, 1941).....	22,295
St. Louis (vs. Cleveland, Friday, May 24, 1940).....	22,847
Chicago (vs. New York, Tuesday, August 22, 1939).....	45,876
Philadelphia (vs. New York, Monday, June 26, 1939).....	31,143



## NO-HITTER MARKS McCORRY'S MOUND RECORD

Bill McCorry, new road secretary of the Cincinnati club, pitched a no-hit game in his second season in baseball—for Lynn of the New England League against Brockton on August 29, 1910. He won, 6 to 2, the runs off him being due to errors.



# The Game's No. 1 Men For '43

**N**O. 1 MEN OF THE YEAR, as named by THE SPORTING NEWS for 1943, were: Major League Executive, Clark Griffith, president of the Washington Senators; Major League Manager, Joe McCarthy of the New York Yankees; Major League Player, Spurgeon Chandler, pitcher, of the Yankees; Minor League Executive, Clarence Rowland, president of Los Angeles Pacific Coast League club; Minor League Manager, Nick Cullop of Columbus American Association Red Birds; Minor League Player, Chester Covington, pitcher, of Scranton Eastern League Miners, and Major League Executive in Smaller Minors, Frank D. Lawrence, president of Portsmouth Piedmont League club.

Griffith was cited for his work as liaison man between the game and the government, his administration of the ball and bat fund for servicemen, his shrewd handling of the Washington club that enabled it to finish second in the American League standing, register an increase of some 177,000 in attendance at home and help to provide a close race that was reflected in the gate in other cities, and for his adoption of many modern ideas, among which was his fight for night baseball that resulted in his being the first club to win unlimited use of lights in his park.

McCarthy was hailed for his skill in putting together a world's championship team after losing such stars as Joe DiMaggio, Red Ruffing, Phil Rizzuto and Red Rolfe, riding over all handicaps and gaining his seventh World's Series triumph and 30 victories in the fall classic, a record surpassing all managers, and tying John J. McGraw by piloting his ninth World's Series team.

First honors went to Chandler as a player by leading the American League in both winning percentage and earned run average—20 victories to only four defeats and an average of 1.64 in earned runs, the lowest allowance in the league since Walter Johnson's 1.49 in 1919—and winning both of his games in the World's Series while allowing only two runs.

Given credit for the renaissance of the game at Los Angeles, which saw the Angels win the Pacific Coast League pennant by a margin of 22 games and maintain attendance marks without the benefit of night games, Clarence Rowland, head of the club and later becoming president of the league, was named the top minor league executive. Nick Cullop of the Columbus American Association Red Birds won the minor league manager citation for capturing the playoff and the Junior World's Series, after finishing third in the regular league race, and Chester Covington, pitcher of the Scranton Eastern League Miners, the minor league player award for his earned-run average of 1.51, 21 victories against seven defeats in 37 contests, a string of 45 scoreless and 16 1-3 hitless innings and pitching one perfect game. Lawrence was acclaimed as the leading executive among the smaller minors—a new award—for giving Portsmouth its first pennant in 17 years, as an independent owner, and for the distinction he gave the game as the leading citizen of the Virginia city.



## SENATORS LEAD IN BIG INNINGS

The Washington Senators proved to be the most dangerous club in the American League in 1943 in the matter of staging high-scoring innings. However, the Nats were also the victim of the biggest run spree of the junior loop campaign, when the White Sox romped to 13 runs in the fourth inning of their September 26 tilt. Washington scored five or more runs in an inning on exactly 20 occasions last season, followed by New York, 15; Chicago, 11; Detroit, 11; Cleveland, 10; Philadelphia, 8; Boston, 6, and St. Louis, 2.

# Chicago City Series

**A**LTHOUGH fall meetings between the White Sox and Cubs have stretched over a period of 40 years, beginning in 1903, there have been numerous breaks in the city series, including last fall, when no games were played between the two Chicago clubs. The American leaguers enjoy a big advantage in the 26 series played to date, having won 19 as compared to six triumphs for their cross-town rivals, while one was tied. The victory of the South Siders in 1942, the last meetings between the clubs, marked the eighth consecutive series the American League entry had taken from their fellow townsmen on the North Side.

Following are the results of the series inaugurated in 1903:

1903—White Sox 7 games; Cubs 7 games.

1904—No series played.

1905—Cubs 4 games; White Sox 1 game.

1906—White Sox 4 games; Cubs 2 games; World's Series.

1907—No series played.

1908—No series played.

1909—Cubs 4 games; White Sox 1 game.

1910—No series played.

1911—White Sox 4 games; Cubs 0 game.

1912—White Sox 4 games; Cubs 3 games; 2 ties.

1913—White Sox 4 games; Cubs 2 games.

1914—White Sox 4 games; Cubs 3 games.

1915—White Sox 4 games; Cubs 1 game.

1916—White Sox 4 games; Cubs 0 game.

1917—No series played.

1918—No series played.

1919—No series played.

1920—No series played.

1921—White Sox 5 games; Cubs 0 game.

1922—Cubs 4 games; White Sox 3 games.

1923—White Sox 4 games; Cubs 2 games.

1924—White Sox 4 games; Cubs 2 games.

1925—Cubs 4 games; White Sox 1 game.

1926—White Sox 4 games; Cubs 3 games.

1927—No series played.

1928—Cubs 4 games; White Sox 3 games.

1929—No series played.

1930—Cubs 4 games; White Sox 2 games.

1931—White Sox 4 games; Cubs 3 games.

1932—No series played.

1933—White Sox 4 games; Cubs 0 game.

1934—No series played.

1935—No series played.

1936—White Sox 4 games; Cubs 0 game.

1937—White Sox 4 games; Cubs 3 games.

1938—No series played.

1939—White Sox 4 games; Cubs 3 games.

1940—White Sox 4 games; Cubs 3 games.

1941—White Sox 4 games; Cubs 0 game.

1942—White Sox 4 games; Cubs 2 games.

1943—No series played.

## .400 Hitters in Majors

**W**HEN Ted Williams of the Boston Red Sox hit .406 in 1941, his accomplishment brought to 27 the total number of times a batter has reached the .400 goal in the two major circuits, nine times in the American League. Three performers reached the pinnacle no less than three times—Ty Cobb in 1911, 1912 and 1922, Rogers Hornsby in 1922, 1924 and 1925 and Jesse Burkett in 1895, 1896 and 1899.

Following are the .400 batters by leagues, including the American Association, which divided the major picture with the National League 1884-1891:

### AMERICAN LEAGUE

Napoleon Lajoie, Philadelphia—1901, .405.  
Ty Cobb, Detroit—1911, .420; 1912, .410; 1922, .401.  
Joe Jackson, Cleveland—1911, .408.  
George Sisler, St. Louis—1920, .407; 1922, .420.  
Harry Heilmann, Detroit—1923, .403.  
Ted Williams, Boston—1941, .406.

### NATIONAL LEAGUE

Roscoe C. Barnes, Chicago—1876, .404.  
Adrian C. Anson, Chicago—1879, .407; 1887, .421.  
Dan Brouthers, Detroit—1887, .419.  
Sam Thompson, Detroit, Philadelphia—1887, .406; 1894, .403.  
Jacob Stenzel, Pittsburgh—1893, .409 (51 games).  
Hugh Duffy, Boston—1894, .438.  
Edward J. Delahanty, Philadelphia—1894, .400; 1899, .408.  
George Turner, Philadelphia—1894, .423 (77 games).  
Jesse Burkett—Cleveland, St. Louis—1895, .423; 1896, .410; 1899, .402.  
Fred C. Clarke, Louisville—1897, .406.  
Willie Keeler, Baltimore—1897, .432.  
Rogers Hornsby, St. Louis—1922, .401; 1924, .424; 1925, .403.  
William H. Terry, New York—1930, .401.

### AMERICAN ASSOCIATION

Harry Stovey, Philadelphia—1884, .404; 1887, .402.  
Tom (Dude) Esterbrook, Mets—1884, .408.  
James (Tip) O'Neill, St. Louis—1887, .492.  
Pete Browning, Louisville—1887, .471.  
Denny Lyons, Athletics—1887, .469.  
Yank Robinson, St. Louis—1887, .426.  
Joe Mack, Louisville—1887, .410.  
Paul Radford, Mets—1887, .404.  
Tom Burns, Baltimore—1887, .401.  
Bobby Carruthers, St. Louis—1887, .459 (98 games).  
Dave Orr, N. Y. Mets—1887, .403 (85 games).  
Note—Bases on balls counted as hits in 1887.

### UNION ASSOCIATION

Fred Dunlap, St. Louis, 1884, .420.

## Early Runs-Batted-In Leaders

**T**HIRTEEN years before the major leagues adopted the runs-batted-in idea, Ernest J. Lanigan, with the assistance of others of the craft, had been collecting and compiling the figures. In this period, there were 14 leaders in the American, a tie existing between George Burns of the Philadelphia Athletics and Bob Veach of the Detroit Tigers in 1918, and 13 in the National. In the junior league, lefthanded batsmen, and in the senior organization, righthanded hitters, dominated the proceedings.

Ty Cobb was a pace-setter for four years, Hans Wagner and Sam Crawford for three and Frank Baker, Bob Veach, Sherwood Magee, Cactus Cravath and Heinie Zimmerman for two. Seven leaders were one-year men.

Cobb's 144 in 1911 was high for the two leagues.

The greatest disparity in totals of the leaders came in 1919. George Herman Ruth topped the American that year with 112, while the National's honor man—Harry Harrison Myers—was 40 under the mark.

The leaders from 1907 to 1919, inclusive:

Year.	Player.	Club.	League.	RBI
1907	Tyrus R. Cobb,	Detroit,	American.....	116
	John P. Wagner,	Pittsburgh,	National.....	91
1908	John P. Wagner,	Pittsburgh,	National.....	106
	Tyrus R. Cobb,	Detroit,	American.....	101
1909	Tyrus R. Cobb,	Detroit,	American.....	115
	John P. Wagner,	Pittsburgh,	National.....	102
1910	Sherwood R. Magee,	Philadelphia,	National.....	116
	Samuel B. Crawford,	Detroit,	American.....	115
1911	Tyrus R. Cobb,	Detroit,	American.....	144
	Frank M. Schulte,	Chicago,	National.....	121
1912	J. Franklin Baker,	Philadelphia,	American.....	133
	Henry Zimmerman,	Chicago,	National.....	106
1913	Clifford C. Cravath,	Philadelphia,	National.....	129
	J. Franklin Baker,	Philadelphia,	American.....	126
1914	Samuel B. Crawford,	Detroit,	American.....	112
	Sherwood R. Magee,	Philadelphia,	National.....	101
1915	Clifford C. Cravath,	Philadelphia,	National.....	118
	Samuel B. Crawford,	Detroit,	American.....	116
1916	Walter C. Pipp,	New York,	American.....	99
	Harold H. Chase,	Cincinnati,	National.....	84
1917	Robert H. Veach,	Detroit,	American.....	115
	Henry Zimmerman,	New York,	National.....	100
1918	George H. Burns,	Philadelphia,	American.....	74
	Robert H. Veach,	Detroit,	American.....	74
	Fred C. Merkle,	Chicago,	National.....	71
1919	George H. Ruth,	Boston,	American.....	112
	Harry H. Myers,	Brooklyn,	National.....	72



## GRIFF STADIUM TOUGH ON SLUGGERS

Rudy York of Detroit, the 1943 major league home run champion, was the lone American leaguer to connect for more than two homers in Washington's spacious Griffith Stadium last season. The Senators produced only nine circuit drives in 76 home games; York, a righthanded hitter, registered four in 11 contests in the Nats' balliwick, where it is 404 feet to the left field fence, 426 to center and only 328 to right. The Chicago White Sox' lone four-master in the nation's capital was made by Eddie Smith, the rotund flogger. Oddly enough, it was his only home run of the season.

# Minor Flag Winners for 1943

League.	AA	Won Playoff
American Association .....	Finished First Milwaukee .....	Columbus (3)
International League .....	Toronto .....	Syracuse (3)
Pacific Coast League.....	Los Angeles .....	San Francisco (2)
<b>A-1</b>		
Southern Association .....	Nashville*-New Orleans .....	Nashville
<b>A</b>		
Eastern League .....	Scranton .....	Elmira (2)
<b>B</b>		
Inter-State League .....	Lancaster .....	Lancaster (1)
Piedmont League .....	Portsmouth .....	Norfolk (3)
<b>D</b>		
Appalachian League .....	Bristol .....	Erwin (2)
Pony League .....	Lockport .....	Wellsville (3)

\*Nashville won first-half race, New Orleans second-half.

Figures in parenthesis indicate position of club in regular season.

## BATTING LEADERS IN MINORS FOR 1943

League.	Player.	Team.	Ave.
American Association.....	Grey Clarke.....	Milwaukee .....	.346
International League.....	Al Schoendienst.....	Rochester .....	.337
Pacific Coast League.....	Andy Pafko.....	Los Angeles .....	.356
Southern Association.....	Ed Sauer.....	Nashville .....	.368
Eastern League.....	Gene Woodling.....	Wilkes-Barre .....	.344
Inter-State League.....	George Kell.....	Lancaster .....	.396
Piedmont League.....	Tony Castano.....	Richmond .....	.3333
Appalachian League.....	Hal Gruber.....	Bristol .....	.369
Pony League.....	Ben Visan.....	Batavia .....	.369



## TWO BIG SERIES FOR RUN-MAKING

Buffalo's Brotherhood club, of which Connie Mack was not only a member, but a stockholder, started with a rush in the Players' League's lone season of 1890, defeating Cleveland four times, making 75 runs on 73 hits—and wound up in last place. The Bisons also drew 44 passes from the Ohio pitchers—Gruber, Bakley, Hemming and Cleveland. Sam Wise collected ten hits in the four games and John Irwin and Ed Beecher each had nine. Mack had to be content with five. The scores were 23 to 22, 15 to 8, 19 to 7 and 18 to 15.

Pittsburgh's Pirates, in their last 1901 invasion of the Polo Grounds, played three double-headers on successive days—September 4, 5 and 6—and in each of the six contests ran up double figures in runs, scoring 12, 10, 15 (three times in a row) and 13 for a total of 80 on 107 hits and 26 passes on balls. The New York pitchers battered were Taylor, Phyle, Hickman, Van Zant, Maul, Hesterfer, and Livingston.

Buc Chief Fred Clarke collected 16 blows in these half dozen games and so did Ginger Beaumont. Hans Wagner had 15, Claude Ritchey 13, Tom Leach 12 and Kitty Bransfield 11. The one Corsair who didn't get any hits was Jack Chesbro and he appeared in only one game. Beaumont's series average was .593 and so was Wagner's. Clarke's was .571.



# Junior World's Series

**L** ONE inter-league series of 1943 was the Junior World's Series between the American Association and International League, with the same entrants as in 1942—Columbus and Syracuse—and with the same result—a win for the Red Birds over the Chiefs, four games to one. It was the third straight series success for the Ohioans, each time with a different field leader—Burt Shotton in 1941, Edwin Dyer in 1942 and Nick Cullop in 1943.

Arnold Carter produced the lone Chief victory, outpitching Ken Burkhardt, once of the Salt City. Preacher Roe won two games for the Cullop-directed troupe, Ted Wilks one and Red Barrett one. The defeated boxmen were Jim Konstanty, twice, and Dixie Howell and Tom de la Cruz, each once.

Attendance for the five games was 30,578—17,851 in Syracuse and 12,727 in Columbus.

First game, Oct 3  
 at Syracuse                      Columbus ..... 1 0 0 0 0 0 0 1 0-2  
    Syracuse ..... 0 0 0 0 0 0 0 0 0-0

Batteries: Columbus—Wilks and Heath. Syracuse—Howell and West.

Second game, Oct. 4              Columbus ..... 0 2 0 0 1 0 0 1 1-5  
 at Syracuse                      Syracuse ..... 0 0 0 2 0 0 0 0 0-2

Batteries: Columbus—Roe and Heath. Syracuse—de la Cruz, Konstanty, Bartleson and West.

Third game, Oct. 5                Columbus ..... 0 1 0 0 0 0 0 0 0-1  
 at Syracuse                      Syracuse ..... 4 0 1 0 0 0 0 0 \*5

Batteries: Columbus—Burkhart, Barrett and Heath. Syracuse—Carter and West.

Fourth game, Oct. 7                Syracuse ..... 1 0 4 0 0 0 1 0 0-6  
 at Columbus                      Columbus ..... 0 0 0 0 5 0 2 0 \*-7

Batteries: Syracuse—Howell, Konstanty, Carter and West. Columbus—Wilks, Barrett and Heath.

Fifth game, Oct. 8                 Syracuse ..... 0 0 0 1 0 0 0 0 1-2  
 at Columbus                      Columbus ..... 1 0 2 0 0 0 0 1 \*-4

Batteries: Syracuse—de la Cruz, Bartleson and West. Columbus—Roe and Heath.

## Results of Previous Series

- 1904—Buffalo, E. L., 2 games; St. Paul, A. A., 1 game.
- 1907—Toronto, E. L., 4 games; Columbus, A. A., 1 game.
- No series played in 1908-09-10-11-12-13-14-15-16-18-19.
- 1917—Indianapolis, A. A., 4 games; Toronto, I. L., 1 game.
- 1920—Baltimore, I. L., 5 games; St. Paul, A. A., 1 game.
- 1921—Louisville, A. A., 5 games; Baltimore, I. L., 3 games.
- 1922—Baltimore, I. L., 5 games; St. Paul, A. A., 2 games.
- 1923—Kansas City, A. A., 5 games; Baltimore, I. L., 4 games.
- 1924—St. Paul, A. A., 5 games; Baltimore, I. L., 4 games; 1 tie.
- 1925—Baltimore, I. L., 5 games; Louisville, A. A., 3 games.
- 1926—Toronto, I. L., 5 games; Louisville, A. A., 0 game.
- 1927—Toledo, A. A., 5 games; Buffalo, I. L., 1 game.
- 1928—Indianapolis, A. A., 5 games; Rochester, I. L., 1 game; 1 tie.
- 1929—Kansas City, A. A., 5 games; Rochester, I. L., 4 games.
- 1930—Rochester, I. L., 5 games; Louisville, A. A., 3 games.
- 1931—Rochester, I. L., 5 games; St. Paul, A. A., 3 games.
- 1932—Newark, I. L., 4 games; Minneapolis, A. A., 2 games.
- 1933—Columbus, A. A., 5 games; Buffalo, I. L., 3 games.
- 1934—Columbus, A. A., 5 games; Toronto, I. L., 4 games.
- 1935—No series played.
- 1936—Milwaukee, A. A., 4 games; Buffalo, I. L., 1 game.
- 1937—Newark, I. L., 4 games; Columbus, A. A., 3 games.
- 1938—Kansas City, A. A., 4 games; Newark, I. L., 3 games.
- 1939—Louisville, A. A., 4 games; Rochester, I. L., 3 games.
- 1940—Newark, I. L., 4 games; Louisville, A. A., 2 games.
- 1941—Columbus, A. A., 4 games; Montreal, I. L., 2 games.
- 1942—Columbus, A. A., 4 games; Syracuse, I. L., 1 game.

# Annual Convention of National Association

**C**AUGHT in the vortex of a fight between political factions, with the presidency of the National Association of Professional Baseball Clubs, the minors' governing body, at stake, the organization's annual convention in New York, December 1 and 2, sidetracked most of the legislation proposed and many issues scheduled for discussion and action were withdrawn or lost in the shuffle.

An attempt was made to unseat President William G. Bramham, whose five-year term expired, and replace him with Frank J. Shaughnessy, president of the International League. Shaughnessy went into the convention with the pledged support of five of the active nine leagues, which Bramham had ruled, previous to the meetings, alone had the right to vote. However, after demand on behalf of the 15 non-operating circuits, which had paid their dues for 1944, five of them represented by proxies, for equal voice in the convention, Bramham, declaring he was wrong in his previous ruling and citing Article 25 of the National Association Agreement in support of his new stand, held all 24 leagues could vote. Backers of Shaughnessy then refused to enter his candidacy, Billy Evans of the Southern Association nominated Bramham for re-election of five years at the same salary and the incumbent was renamed by a vote of 18 to 0. Later, an appeal was taken to Commissioner Landis, but he upheld the Bramham ruling.

Most of the subsequent action followed along the same factional lines, where votes were taken, except that an attempt to permit the payment of bonuses to players below Class AA failed to attract the support of the smaller suspended leagues, which had gone along with Bramham. A majority against renewing the Major-Minor Agreement had been lined up before the convention, but it collapsed in the face of the factional fight, and the pact was continued for another year. A proposal to renew the National Association Agreement for only one year was defeated, nine for and 14 against, and a motion to continue it for another ten years prevailed.

A proposal to give the balance of power in voting to the higher-class leagues was withdrawn for a modified form, but its sponsors were overwhelmed. A plan to give AA leagues greater territorial protection against encroachment by the majors and to provide terms satisfactory to all parties involved, however, was approved, subject to acceptance by the big leagues.

## JOINT SESSION OF MAJOR LEAGUES

Confining their conferences to subjects related to the 1944 season, and leaving to postwar committees, meeting later, problems arising for the more distant future, the major leagues in their annual gatherings, December 1 and 2, and joint session, December 3, in New York, continued for another year the Major-Minor Agreement, with the promise of a new pact by September.

The night game program was extended to give Washington as many nocturnal contests as desired after May 5 and to each St. Louis club 21 under the lights. With the lifting of the dimouts, the way was cleared for Brooklyn and the New York Giants to return to 14 night games each, the same number granted other clubs with lighting equipment. The National opposed and the American supported the increase to St. Louis, Commissioner Landis casting the deciding vote in favor. The joint session confirmed the April 18 opening and October 1 closing of the 1944 schedule and the All-Star Game to be played at Pittsburgh, July 11, for the Ball and Bat Fund.

The American League voted to give visiting teams 30 minutes of batting practice, instead of 20, until June 1, to make up for the handicaps of training in the North; adopted a rule that pitchers must take their place in the batter's circle when they are next at bat and re-elected Clark Griffith of Washington vice-president.

Favoring reallocation and realignment of the minor leagues, the National

urged the formation of a committee to make the necessary surveys, with the expenses paid by the majors.

## SPECIAL POSTWAR CONFERENCE

Committees named by the presidents of the American and National leagues and National Association met with Commissioner Landis in New York, February 6 and 7, to discuss postwar problems, but became so involved in the intricacies of providing for the return of players on the National Defense List to active duty that all other subjects were shelved for consideration at later meetings.

Members of the committees were: American—Clark Griffith, Washington; Alva Bradley, Cleveland; Eddie Collins, Boston, and Jack Zeller, Detroit, with President William Harridge; National—Sam Breadon, St. Louis; Branch Rickey, Brooklyn; Warren Giles, Cincinnati, and Leo Bondy, New York, with President Ford Frick; and minors—George Trautman, president, American Association; Dr. E. M. Wilder, president, Sally League; Charles Graham, San Francisco; Earl Mann, Atlanta; Frank Lawrence, Portsmouth, and President W. G. Bramham.

Rights of the returning servicemen to their old jobs, or the equivalent, were guaranteed, with 30 days allowed for trial at pay under contract and restrictions were placed against assignments or releases, with the period spent in military service to count the same as if they had been playing, if it is to their advantage.

A plan to abolish all farms by 1947 was thrown into the hopper near the end of the session by Zeller, but it did not come up for discussion.



## GRIFFITH BLANKED KEELER TWICE IN '97

When Willie Keeler was having his greatest season with the Baltimore Orioles in 1897, piling up a batting average of .432 in 128 games, he failed to hit safely in only 11 games. In two of these, the pitcher who put ciphers in his base-hit column was Clark Calvin Griffith, then of Chicago, and now Washington club president. In another of Keeler's hitless contests, the Old Fox was one of two pitchers, Herbert (Buttons) Briggs being the other. These were the boxmen who kept the Oriole's batting average to three ciphers in games of 1897, Griff and Briggs excluded:

Chauncey Fisher of Brooklyn, Dan Friend of Chicago, Cy Young of Cleveland, Bill Rhines of Cincinnati, Jack Fife and Al Orth of Philadelphia (collaborating), Frank Killen, Emerson Hawley and Charles Hastings of Pittsburgh (last two in collaboration) and James McJames of Washington.



## A. L. GRAND-SLAM OUTPUT DROPS TO FOUR

Only four homers with the sacks clogged were registered in the American League in 1943. Two rookies and a pair of established long-distance hitters accomplished the feat. Joe Gordon of the Yankees poked out the first American League grand slam last season off Gordon Maltzberger of the White Sox, May 31. Rookie Catcher Vince Castino of the Pale Hose nicked Heber Newsome of the Red Sox for a four-master with the bases loaded, July 23; Rudy York blasted one from the park with three mates aboard against John Miller of the Senators, August 12, and Rookie Frank Skaff of the Athletics turned the trick on Al Hollingsworth of the Browns, September 27. In 1942, there were ten homers with the bases filled during the American League season, and a total of 25 the previous year.

# Major and Minor Leaders of 1943

**H**ERE ARE the pitching and batting leaders of 1943 for the majors and minors. On the lists will be found names of five players appearing more than once, with Stanley Musial of the St. Louis Cardinals showing up no less than five times. The Donora, Pa., athlete set the pace in the major leagues in batting percentage, hits, total bases on hits, doubles and triples.

George Kell of Lancaster did remarkably well in his fourth year in Organized Ball. The Inter-State star topped the minors in batting percentages, hits, runs and triples.

Among the pitchers, Spurgeon Chandler of the Yankees, Truett Sewell of the Pirates and Irvin Stein of Portsmouth of the Piedmont League were dual leaders.

The Honor List of 1943:

## PITCHING LEADERS OF 1943

### Percentage

Minors—Richard Hoover, Bristol, Appalachian, .917.

Majors—Spurgeon Chandler, New York, American, .833.

### Victories

Minors—Irvin Stein, Portsmouth, Piedmont, 24.

Majors—Morton Cooper, St. Louis; Truett Sewell, Pittsburgh, and Elmer Riddle, Cincinnati, National, 21.

### Defeats

Minors—John Pintar, Sacramento, Pacific Coast, 27.

Majors—Luman Harris, Philadelphia, American, 21.

### Innings Pitched

Majors—Al Javery, Boston, Nationals, 303.

Minors—Ruffus Gentry, Buffalo, International, 285.

### Earned-Run Average

Minors—Garland Braxton, Norfolk, Piedmont, 0.74.

Majors—Spurgeon Chandler, New York, American, 1.64.

### Strikeouts

Minors—Boyd Tepler, Lockport, Pony, 254.

Majors—John Vander Meer, Cincinnati, National, 174.

### Complete Games

Minors—Charles Bowles, Lancaster, Inter-State, and Irvin Stein, Portsmouth, Piedmont, 29.

Majors—Truett Sewell, Pittsburgh, National, 25.

### Shutouts

Minors—Chester Covington, Scranton, Eastern, nine.

Majors—Hiram Bithorn, Chicago, National, seven.

## BATTING LEADERS OF 1943

### Percentage

Minors—George Kell, Lancaster, Inter-State, .396.

Majors—Stanley Musial, St. Louis, National, .357.

### Hits

Majors—Stanley Musial, St. Louis, National, 220.

Minors—George Kell, Lancaster, Inter-State, 220.

### Total Bases

Majors—Stanley Musial, St. Louis, National, 347.

Minors—Andrew Pafko, Los Angeles, Pacific Coast, 326.

**Runs**

Minors—George Kell, Lancaster, Inter-State, 120.

Majors—Floyd Vaughan, Brooklyn, National, 112.

**Doubles**

Minors—Robert Maier, Hagerstown, Inter-State, 52.

Majors—Stanley Musial, St. Louis, National, 48.

**Triples**

Minors—George Kell, Lancaster, Inter-State, 23.

Majors—Stanley Musial, St. Louis, National, 20.

**Home Runs**

Majors—Rudolph York, Detroit, American, 34.

Minors—Theodore Norbert, Milwaukee, American Association, 25.

**Runs Batted In**

Majors—William Nicholson, Chicago, National, 128.

Minors—William Burgo, Wilmington, Inter-State, 127.

**Stolen Bases**

Majors—George Case, Washington, American, 61.

Minors—Roland Harrington, Syracuse, International, and James Cookson, Albany, Eastern, 52.

**Sacrifice Hits**

Majors—Harry Walker, St. Louis, National, 36.

Minors—Joseph Moore, Indianapolis, American Association, and Charles Peterson, San Francisco, Pacific Coast, 26.

**Bases on Balls**

Minors—Blas Monaco, Baltimore, International, 127.

Majors—Charles Keller, New York, American, 106.

**THE MIDDLE NAMES OF THE McKECHNIES**

The middle name of Manager William B. McKechnie, Sr., of the Cincinnati Reds is Boyd. When Bill's father came over from Scotland, he did not have enough money to bring his own brood. However, three orphans named Boyd came with him and the four worked in Wilkinsburg, Pa., until they had made enough to send for McKechnie's wife and children. Bill was named after William Boyd, one of the three orphans.

William B. McKechnie, Jr., secretary of the Syracuse club, acquired his middle name of Bien from his mother's maiden name.

William B. McKechnie III, son of the Syracuse executive, merely is "B." as a compromise between the Boyd and the Bien. Rhody Wallace, Cincinnati scout, made out one of the Red prospect cards on Bill III, and when it came to filling in "position" wrote: "Horizontal."


**CHANDLER FOURTH DOUBLE PACE-SETTER**

Spurgeon (Spud) Chandler of the Yankees, by leading the American League in percentage of victories and on the earned-run basis last year, became the fourth man on the junior loop to achieve the double distinction. He also balanced the accounts between the righthanders and lefthanders at two all. The Georgian's predecessors were Walter Johnson, in 1913, 1914, 1918 and 1924; Robert Grove, in 1929, 1930, 1931 and 1938, and Vernon Gomez, in 1934.



# American Association


## Class AA



**GREY CLARKE**  
Leading Batter  
Milwaukee



**GEORGE TRAUTMAN**  
League President  
Columbus, O.



**JIM TREXLER**  
Leading Pitcher E.R.A.  
Indianapolis

(Compiled by Howe News Bureau, Chicago, Ill.)

### CHAMPIONSHIP WINNERS IN PREVIOUS YEARS.

1902—Indianapolis .....	.682	1917—Indianapolis .....	.588	1933—Columbus* .....	.664
1903—St. Paul .....	.657	1918—Kansas City .....	.589	Minneapolis .....	.562
1904—St. Paul .....	.646	1919—St. Paul .....	.610	1934—Minneapolis .....	.569
1905—Columbus .....	.658	1920—St. Paul .....	.701	Columbus* .....	.553
1906—Columbus .....	.615	1921—Louisville .....	.583	1935—Minneapolis .....	.591
1907—Columbus .....	.584	1922—St. Paul .....	.641	1936—Milwaukee† .....	.584
1908—Indianapolis .....	.601	1923—Kansas City .....	.675	1937—Columbus† .....	.584
1909—Louisville .....	.554	1924—St. Paul .....	.578	1938—St. Paul .....	.596
1910—Minneapolis .....	.637	1925—Louisville .....	.635	Kansas City‡ .....	.556
1911—Minneapolis .....	.600	1926—Louisville .....	.629	1939—Kansas City .....	.695
1912—Minneapolis .....	.636	1927—Toledo ..	.601	Louisville (4th)‡ ..	.490
1913—Milwaukee .....	.599	1928—Indianapolis .....	.593	1940—Kansas City .....	.625
1914—Milwaukee .....	.590	1929—Kansas City .....	.665	Louisville (4th)‡ ..	.500
1915—Minneapolis .....	.597	1930—Louisville .....	.608	1941—Columbus† .....	.621
1916—Louisville .....	.605	1931—St. Paul .....	.623	1942—Kansas City .....	.549
		1932—Minneapolis .....	.595	Columbus (3rd)§ ..	.532

\*Won playoff (East vs. West). †Won championship and 4-team cup series. ‡Won 4-team cup series.

## STANDING OF CLUBS AT CLOSE OF SEASON.

Club.	Milw.	Indps.	Col.	Tol.	Lou.	Minn.	K. C.	St. P.	W.	L.	Pct.
Milwaukee.....	..	9	11	12	14	14	17	15	90	61	.596
Indianapolis.....	13	..	8	14	14	11	12	13	85	67	.559
Columbus.....	11	12	..	11	13	10	12	15	84	67	.556
Toledo.....	10	8	11	..	10	15	10	12	76	76	.500
Louisville.....	8	8	9	11	..	13	11	10	70	81	.464
Minneapolis.....	8	11	11	7	9	..	12	9	67	84	.444
Kansas City.....	5	10	10	12	11	8	..	11	67	85	.441
St. Paul.....	6	9	7	9	12	13	11	..	67	85	.441
Lost.....	61	67	67	76	81	84	85	85			

Playoffs—Columbus defeated Milwaukee, three games to one; Indianapolis defeated Toledo, three games to two; Columbus defeated Indianapolis, three games to none.

## CLUB BATTING.

Club.	G.	AB.	R.	OR.	H.	TB.	2B.	3B.	HR.	SH.	SB.	BB.	SO.	HB.	RBI.	GDP.	LOB.	Pct.
Milwaukee.....	152	5049	785	586	1434	2123	230	57	115	100	23	606	595	31	744	116	1207	.284
Toledo.....	152	4912	640	635	1344	1834	222	47	58	131	37	401	438	27	586	108	1120	.274
Indianapolis.....	153	4989	688	611	1356	1812	201	72	37	111	39	550	446	21	617	104	1174	.272
Columbus.....	151	4916	653	555	1328	1724	193	49	35	151	39	580	512	22	596	114	1181	.270
Louisville.....	152	4945	555	583	1268	1706	191	59	43	135	66	458	559	14	504	89	1105	.256
St. Paul.....	153	4894	570	687	1252	1719	213	46	54	103	67	456	530	22	523	99	1046	.256
Kansas City.....	152	4868	523	628	1228	1605	183	43	36	102	49	419	553	11	464	89	1058	.252
Minneapolis.....	151	4848	613	741	1219	1689	185	39	69	83	92	548	680	22	558	98	1089	.251

## INDIVIDUAL BATTING.

Ten or More Games.

Name and Club.	Bats	G.	AB.	R.	H.	TB.	2B.	3B.	HR.	SH.	SB.	Pct.
Peck, Harold, Milwaukee.....	L	23	45	11	20	27	2	1	1	0	0	.444
Oana, Henry, Milwaukee.....	R	20	34	8	14	17	1	1	0	2	0	.412
Zarilla, Allen, Toledo.....	L	57	209	36	78	107	10	2	5	1	3	.373
Rich, Woodrow, Indianapolis.....	L	29	51	6	18	21	3	0	0	0	0	.353
CLARKE, R. GREY, Milwaukee.....	R	142	534	77	185	262	29	9	10	21	2	.346
Marion, John, St. Paul.....	R	42	125	23	42	60	4	1	4	2	2	.336
Weintraub, Philip, Toledo.....	L	138	467	79	156	237	27	3	16	5	2	.334
Mack, Joseph, Columbus.....	B	38	132	34	44	64	13	2	1	3	1	.333
Boken, Robert, Toledo.....	R	54	93	5	31	38	7	0	0	3	2	.333
Wieczorek, Chester, Columbus.....	R	146	530	89	174	238	31	3	9	18	3	.328
Becker, Heinz, Milwaukee.....	B	101	353	59	115	165	22	8	4	4	1	.326
Bergamo, August, Columbus.....	L	144	500	85	162	215	35	9	0	17	6	.324
Garrison, Robert, Louisville.....	R	99	358	53	116	170	20	5	8	6	5	.324
English, Gilbert, Indianapolis.....	R	141	543	80	175	216	26	3	3	10	0	.322
Pike, Jess, Indianapolis.....	L	107	355	62	113	159	13	6	7	6	4	.318
Criscola, Anthony, Toledo.....	L	86	315	46	100	137	13	3	6	9	8	.317
Dockins, George, Columbus.....	L	34	60	12	19	19	0	0	0	7	0	.317
Tineup, Frank, Kansas City.....	L	33	35	0	11	12	1	0	0	0	0	.314
McBride, Thomas, Louisville.....	R	128	465	42	143	174	19	6	0	10	15	.308
Martin, Herschel, Milwaukee.....	B	134	492	104	151	222	28	2	13	11	7	.307
Heath, Thomas, Columbus.....	R	108	340	37	104	129	8	1	5	5	0	.306
Moore, Joseph, Indianapolis.....	L	136	514	85	157	210	23	9	4	26	5	.305
Hutchings, John, Indianapolis.....	B	39	89	9	27	31	4	0	0	4	0	.303
Epps, Harold, Toledo.....	L	146	552	84	166	232	22	13	6	23	4	.301
Hofferth, Stewart, Indianapolis.....	R	134	495	63	149	209	31	10	3	9	1	.301
Blaemire, Rae, St. Paul.....	R	72	219	28	66	85	7	3	2	2	0	.301
Smith, Larry, Kansas City.....	R	41	133	14	40	55	9	0	2	1	0	.301
Norbert, Theodore, Milwaukee.....	R	146	512	94	150	253	22	3	25	10	2	.293
Garagiola, Joseph, Columbus.....	L	81	205	27	60	85	7	3	4	2	2	.293
Blackburn, Wayne, Indianapolis.....	L	153	583	114	169	208	22	7	1	11	10	.290
Scharein, George, Kansas City.....	R	105	419	53	121	149	12	5	2	8	8	.289
Landrum, Jesse, Kansas City.....	R	117	406	32	117	154	14	7	3	6	4	.288
York, Anthony, Milwaukee.....	R	150	651	109	187	261	28	8	10	6	2	.287
Baron, Charles, St. Paul.....	L	118	334	41	96	124	18	2	2	11	8	.287
Pruett, James, Milwaukee.....	R	52	122	19	35	55	5	3	3	1	0	.287
Orengo, Joseph, St. Paul.....	R	37	119	21	34	55	4	1	5	0	1	.286
Belknap, Howard, St. Paul.....	R	22	21	2	6	6	0	0	0	0	1	.286
Schultz, Howard, St. Paul.....	R	99	372	39	106	151	24	3	5	2	3	.285
Johnson, Donald, Milwaukee.....	R	139	509	71	144	200	28	5	6	9	5	.283
Powell, Alvin, St. Paul.....	R	97	364	46	103	159	19	2	11	2	9	.282
Clifton, Herman, Minneapolis.....	R	150	554	68	156	176	11	3	1	14	16	.282
Bucher, James, Toledo.....	L	144	570	82	160	227	35	7	6	13	6	.281
Doyle, Howard, Louisville.....	R	76	249	37	70	118	13	4	9	4	1	.281

Name and Club.	Bats	G.	AB.	R.	H.	TB.	2B.	3B.	HR.	SH.	SB.	Pct.
Albright, Jack, Louisville.....	R	53	192	37	54	76	6	5	2	6	2	.281
Trexler, James, Indianapolis.....	L	56	114	15	32	51	5	4	2	1	0	.281
Wright, Albert, Minneapolis.....	R	101	364	49	102	169	15	2	16	1	4	.280
Bolling, Jack, St. Paul.....	L	34	118	16	33	42	7	1	0	1	3	.280
Zimmerman, Roy, Kansas City.....	L	151	553	61	154	204	26	9	9	2	12	.278
Hayworth, Myron, Toledo.....	R	102	295	30	82	99	13	2	0	0	1	.278
Bowman, Joseph, 4 St. P.—49 Louisville..	L	53	97	7	27	37	4	3	0	2	1	.278
Rolandson, Russell, Minneapolis.....	R	136	473	74	131	170	23	2	4	2	15	.277
King, Lynn, Kansas City.....	L	71	260	38	72	89	11	3	0	9	5	.277
Johnson, Victor, Louisville.....	R	25	47	1	13	15	2	0	0	3	0	.277
Norman, Willis, Milwaukee.....	R	132	396	72	109	181	18	0	18	3	1	.275
Horton, Claude, Minneapolis.....	R	22	40	4	11	16	2	0	1	4	0	.275
Vitter, Joseph, St. Paul.....	B	75	237	26	65	86	5	5	2	3	10	.274
Crosby, Jerry, Kansas City.....	B	22	62	6	17	17	0	0	0	2	1	.274
Holliday, L. Hugh, Louisville.....	R	18	44	3	12	13	1	0	0	0	1	.273
Tauscher, Walter, Indianapolis.....	R	20	11	1	3	4	1	0	0	0	0	.273
Trechock, Frank, Minneapolis.....	R	113	367	44	100	128	15	5	1	10	10	.272
Scoffie, Louis, Columbus.....	R	79	239	24	65	78	6	2	1	13	0	.272
Browne, Earle, Louisville.....	L	144	543	62	147	203	26	9	4	10	3	.271
Morgan, Edwin, Indianapolis.....	L	147	525	81	141	215	23	12	9	1	6	.269
Timko, Andrew, Columbus.....	R	35	93	14	25	34	5	2	0	1	1	.269
Schulte, Len, Toledo.....	R	126	429	53	115	155	22	6	2	9	1	.268
Hunt, Allen, St. Paul.....	L	142	495	62	132	198	29	8	7	7	9	.267
Millies, Walter, Louisville.....	R	65	203	16	54	63	7	1	0	5	1	.266
Chapman, Glenn, St. Paul.....	R	86	269	22	69	96	14	5	1	6	4	.265
Antonelli, John, Columbus.....	R	149	565	65	149	204	25	9	4	20	3	.264
Dill, Robert, Minneapolis.....	L	117	387	47	102	178	21	11	11	2	4	.264
Saltzgaver, Jack, Kansas City.....	L	103	259	44	68	93	12	5	1	6	2	.263
Glock, Charles, Indianapolis.....	L	37	137	17	36	49	6	2	1	1	1	.263
Gregory, Nick, Toledo.....	R	149	543	70	142	199	33	3	6	12	1	.262
Barath, Stephen, Louisville.....	R	121	393	59	103	169	20	11	8	14	2	.262
Glenn, Joseph, Kansas City.....	R	120	390	41	102	136	20	1	4	0	3	.262
Rebel, Arthur, 35 Lou.—67 St. Paul....	L	102	317	41	83	111	19	3	1	5	5	.262
Blakeney, Oliver, Kansas City.....	B	98	272	31	71	96	9	2	4	8	1	.261
Scheetz, Owen, 41 Mpls.—2 Mil.....	R	43	69	1	18	19	1	0	0	4	0	.261
Helf, Henry, Milwaukee.....	R	127	427	49	111	164	16	5	9	5	0	.260
Shelley, Hubert, Kansas City.....	R	130	495	43	128	152	20	2	0	9	8	.259
Stumpf, George, Columbus.....	L	112	402	59	104	137	10	4	5	10	1	.259
Drews, Frank, St. Paul.....	R	142	445	55	115	174	22	8	7	11	2	.258
Wren, Robert, Toledo.....	R	45	62	16	16	23	0	2	1	1	0	.258
Verban, Emil, Columbus.....	R	151	588	72	151	185	16	9	0	10	11	.257
Nelson, Tom, Milwaukee.....	R	66	168	23	43	58	5	2	2	7	2	.256
Schlueter, Norman, Indianapolis.....	R	32	90	5	23	30	5	1	0	2	0	.256
Baker, Floyd, Toledo.....	L	37	149	21	38	46	3	1	1	2	1	.255
Yosmik, Joseph, Minneapolis.....	R	146	498	56	126	170	25	2	5	7	6	.253
Walsh, James W., Minneapolis.....	L	24	87	15	22	39	3	1	4	0	0	.253
Pofahl, James, Minneapolis.....	R	143	487	80	122	173	27	6	4	16	11	.251
Todd, Hugh, Milwaukee.....	L	57	132	20	23	56	7	2	4	3	1	.250
Burkhart, Wm. K., Columbus.....	R	31	68	6	17	19	2	0	0	4	0	.250
Castino, Vincent, St. Paul.....	R	25	48	6	12	12	0	0	0	1	1	.250
Wilson, James, Louisville.....	R	33	32	3	8	8	0	0	0	1	0	.250
Woods, George, Louisville.....	R	12	28	1	7	7	0	0	0	0	0	.250
Hogsett, Elon, 8 Ind.—18 Mpls.....	L	26	16	1	4	4	0	0	0	0	0	.250
Cobb, Darwin, Louisville.....	L	15	4	1	1	1	0	0	0	0	0	.250
Parker, Francis, St. Paul.....	R	132	434	57	107	144	25	3	2	10	3	.247
Lefebvre, Wilfrid, Minneapolis.....	L	39	73	5	18	22	4	0	0	0	1	.247
Connors, Mervin, Milwaukee.....	R	32	118	18	29	52	5	3	4	2	0	.246
Milosevich, Michael, Kansas City.....	R	139	523	46	127	159	19	5	1	14	3	.243
Andrews, Stanley, St. Paul.....	R	91	277	32	67	98	9	2	6	0	1	.242
Christopher, Lloyd, Kansas City.....	R	32	87	13	21	42	1	1	6	2	0	.241
DeCarlo, William, Minneapolis.....	R	42	79	4	19	25	6	0	0	0	0	.241
Sturdy, Maurice, Columbus.....	R	109	383	57	92	107	7	1	2	11	5	.240
Vaughn, Fred, 73 Ind.—46 Mpls.....	R	119	376	47	90	152	11	12	9	6	6	.239
Haslin, Michael, Indianapolis.....	R	117	372	32	89	111	13	3	1	11	4	.239
Storti, Lindel, Toledo.....	B	99	301	26	72	97	16	0	3	9	3	.239
Corriggio, Henry, Louisville.....	R	90	272	26	65	84	11	1	2	7	2	.239
Erickson, Paul, Milwaukee.....	R	12	21	1	5	8	1	1	0	1	0	.238
Benjamin, Stanley, Louisville.....	R	123	439	49	104	129	15	5	0	12	14	.237
Lyons, Albert, Kansas City.....	R	108	314	37	74	107	13	1	6	3	3	.236
Morgan, Chester, Louisville.....	L	56	183	21	43	50	5	1	0	10	3	.235
Barna, Herbert, Louisville.....	L	49	163	23	38	64	2	3	6	2	3	.233
Peterson, Sidney, Toledo.....	R	28	43	3	10	11	1	0	0	4	0	.233

Name and Club.	Bats	G.	AB.	R.	H.	TB.	2B.	3B.	HR.	SH.	SB.	Pct.
Young, Floyd, Columbus.....	R	112	388	34	90	115	17	1	2	8	3	.232
Kramer, John, Toledo.....	R	11	26	4	6	6	0	0	0	2	0	.231
Beckmann, William, Columbus.....	R	30	26	3	6	9	1	1	0	2	0	.231
Keller, Ardys, Toledo.....	R	79	231	19	53	65	10	1	0	3	0	.229
McLain, Jack, Columbus.....	R	47	79	14	18	22	2	1	0	3	2	.228
Kimble, Richard, Toledo.....	L	78	255	29	58	73	6	3	1	2	3	.227
Berry, Joseph, Milwaukee.....	R	41	88	8	20	21	1	0	0	6	0	.227
Popowski, Edward, Louisville.....	R	120	378	40	85	94	6	0	1	17	6	.225
Skladany, Ed, Minneapolis.....	R	66	187	22	42	49	5	1	0	4	5	.225
Deutsch, Melvin, Louisville.....	R	34	71	3	16	21	3	1	0	1	0	.225
Fairly, Carl, Indianapolis.....	R	148	487	56	109	135	12	4	2	10	3	.224
Danneker, Frank, Minneapolis.....	L	123	403	61	90	149	14	0	15	0	13	.223
Blazo, Michael, Minneapolis.....	R	100	310	26	69	73	4	0	0	4	1	.223
Cullop, Henry, Columbus.....	R	42	45	5	10	15	2	0	1	2	0	.222
Secory, Frank, Milwaukee.....	R	50	128	14	28	40	4	1	2	1	0	.219
Lamitina, Samuel, Louisville.....	R	74	209	17	45	56	6	1	1	3	1	.215
Campbell, Wm. G., Louisville.....	L	49	117	12	25	32	7	0	0	2	1	.214
McLeod, James, Kansas City.....	R	36	127	19	27	32	3	1	0	2	1	.213
Seinsoth, William, Toledo.....	L	51	94	10	20	38	1	1	5	2	0	.213
Weiland, Edwin, St. Paul.....	L	34	61	7	13	16	1	1	0	8	0	.213
Logan, Robert, Indianapolis.....	R	29	47	3	10	15	1	2	0	5	0	.213
Cox, William, Toledo.....	R	42	52	12	11	12	1	0	0	5	0	.212
Herring, Arthur, St. Paul.....	R	27	71	6	15	16	1	0	0	5	0	.211
Toolson, George Earl, Louisville.....	L	24	24	0	5	5	0	0	0	1	1	.208
Wilks, Theodore, Columbus.....	R	38	84	3	17	25	3	1	1	6	0	.202
Blanchard, Donald, St. Paul.....	R	104	350	36	70	78	8	0	0	9	7	.200
Schupp, Charles, Louisville.....	R	39	45	3	9	11	0	1	0	3	0	.200
Jeffcoat, George, Indianapolis.....	R	24	30	7	6	9	1	1	0	4	0	.200
Fletcher, Glen, Indianapolis.....	L	27	51	6	10	11	1	0	0	0	0	.196
Brown, Norman, Louisville.....	B	44	88	7	17	24	4	0	1	7	0	.193
Rudolph, Ernest, 12 Mpls.—15 St. P.....	L	27	26	1	5	6	1	0	0	1	0	.192
Patrow, Edward, St. Paul.....	R	28	70	9	13	15	2	0	0	2	0	.186
Speer, Floyd, St. Paul.....	R	44	70	4	13	13	0	0	0	5	0	.186
Clark, Wm. Otis, Minneapolis.....	R	37	69	6	12	12	0	0	0	6	1	.174
Bowman, Robert, Milwaukee.....	R	33	23	4	4	6	2	0	0	2	0	.174
Rabe, William, Kansas City.....	R	23	64	0	11	20	1	1	2	2	1	.172
Whitehead, John, Toledo.....	R	28	64	2	11	11	0	0	0	11	0	.172
Culberson, D. Leon, Louisville.....	R	10	41	3	7	7	0	0	0	0	0	.171
O'Neill, Emmett, Louisville.....	R	21	47	4	8	11	1	1	0	2	0	.170
Caldwell, Earl, Milwaukee.....	R	32	59	4	10	14	1	0	1	0	0	.169
McNair, D. Eric, Indianapolis.....	R	53	137	6	23	27	4	0	0	2	2	.168
Nitcholas, Otho, St. Paul.....	R	36	78	3	13	14	1	0	0	5	0	.167
Mosley, J. Roy, Minneapolis.....	R	20	12	0	2	2	0	0	0	0	0	.167
Livngood, Wesley, Milwaukee.....	R	37	85	7	14	23	4	1	1	2	0	.165
Sanford, Fred, Toledo.....	R	28	62	7	10	12	2	0	0	7	1	.161
Hausmann, Clem, Kansas City.....	R	37	57	8	9	11	2	0	0	2	1	.158
Carpenter, Lewis, Minneapolis.....	R	21	38	6	6	7	1	0	0	2	0	.158
Creel, Jack, Columbus.....	R	37	64	2	10	11	1	0	0	3	0	.156
Johnson, John, Kansas City.....	L	24	45	3	7	8	1	0	0	3	0	.156
Barnes, William, Indianapolis.....	R	12	32	3	5	5	0	0	0	0	1	.156
Sproull, Charles, Milwaukee.....	R	37	20	2	3	3	0	0	0	0	0	.150
Lucier, Louis, Louisville.....	R	16	27	2	4	5	1	0	0	4	0	.148
Bronkhurst, Albert, Indianapolis.....	R	17	7	0	1	1	0	0	0	0	0	.143
Pyle, Ewald, Minneapolis.....	L	17	36	2	5	5	0	0	0	0	0	.139
Reis, Robert, St. Paul.....	R	18	30	1	4	4	0	0	0	1	1	.133
Queen, Melvin, Kansas City.....	R	25	53	2	7	8	1	0	0	2	0	.132
Sperry, Stanley, Louisville.....	L	16	38	3	5	6	1	0	0	2	0	.132
Fleming, Leslie, Milwaukee.....	R	21	46	2	6	9	0	0	1	1	0	.130
Barrett, Francis, Columbus.....	R	51	46	5	6	7	1	0	0	4	1	.130
Reid, Earl, Indianapolis.....	L	15	31	3	4	4	0	0	0	1	0	.129
Reis, Thomas, Kansas City.....	R	29	64	3	8	9	1	0	0	2	0	.125
Kimberlin, Harry, Toledo.....	R	33	56	4	7	7	0	0	0	6	0	.125
Diehl, George, Indianapolis.....	R	23	48	3	6	11	2	0	1	1	0	.125
Bain, Herbert, Minneapolis.....	R	35	48	1	6	6	0	0	0	6	0	.125
Johnson, Clifford, Minneapolis.....	L	51	69	12	8	16	1	2	1	0	1	.116
Bevens, Floyd, Kansas City.....	R	34	43	1	5	7	2	0	0	3	0	.116
Messerly, Russell, Kansas City.....	R	24	20	1	2	2	0	0	0	1	0	.100
Cronin, William, Kansas City.....	R	14	31	2	3	4	1	0	0	0	0	.097
D'Alessandro, William, Louisville.....	R	10	23	2	2	3	1	0	0	0	0	.087
Gassaway, Charles, Milwaukee.....	R	27	35	1	3	3	0	0	0	1	0	.086
Roe, Elwin, Columbus.....	R	24	59	2	5	6	1	0	0	7	0	.085



Name and Club.	Bats	G.	AB.	R.	H.	TB.	2B.	3B.	HR.	SH.	SB.	Pct.
Hanning, Loy, Toledo.....	R	42	30	2	2	2	0	0	0	1	0	.067
Hendrickson, Don, Kansas City.....	R	37	42	2	2	2	0	0	0	4	0	.048
Smith, Clay, St. Paul.....	R	21	33	0	0	0	0	0	0	2	0	.000
Womson, Harold, Minneapolis.....	R	17	14	2	0	0	0	0	0	1	0	.000
Strincevich, Joseph, St. Paul.....	R	13	9	2	0	0	0	0	0	0	0	.000
Hewette, LeRoy, St. Paul.....	L	10	6	0	0	0	0	0	0	0	0	.000

PLAYERS IN LESS THAN TEN GAMES.

Name and Club.	Bats	G.	AB.	H.	Pct.	Name and Club.	Bats	G.	AB.	H.	Pct.
Covington, Chester, Louisville.....	B	1	2	1	.500	Jones, Earl, Toledo.....	L	9	3	0	.000
Yohe, Don, St. Paul.....	R	1	2	1	.500	Whalen, Lawrence, Columbus.....	R	2	3	0	.000
Dews, Robert, Kansas City.....	R	2	2	1	.500	Bosninger, John, Columbus.....	R	5	2	0	.000
Acosta, Julio, Milwaukee.....	L	9	16	6	.375	Brumeloe, W. Chas., Col.....	R	6	2	0	.000
Hanyzewski, Ed, Milwaukee.....	R	8	24	8	.333	Fontaine, Roy, Minneapolis.....	L	2	2	0	.000
Hudson, John, Milwaukee.....	R	4	3	1	.333	Schulte, Fred, Louisville.....	R	2	2	0	.000
Powers, Orace, Louisville.....	R	3	3	1	.333	Cardinal, Lou, St. Paul.....	R	1	2	0	.000
Craft, Harry, Kansas City.....	R	8	30	9	.300	Raney, Robert, Toledo.....	R	5	1	0	.000
Korte, Richard, Kansas City.....	R	9	10	3	.300	Hoffmann, Harold, Milwaukee.....	R	2	1	0	.000
Eaves, Vallie, Minneapolis.....	R	4	7	2	.286	Wood, Kenneth, Toledo.....	R	2	1	0	.000
Perina, Robert, Louisville.....	R	1	4	1	.250	Dillard, Norman, St. Paul.....	R	2	0	0	.000
Babich, John, Kansas City.....	R	7	10	2	.200	Patton, Ray, Louisville.....	R	2	0	0	.000
Fannin, Clifford, Toledo.....	L	8	5	1	.200	Pate, Ralph, Milwaukee.....	R	1	1	0	.000
McBryde, Garrett, K. C.....	L	8	27	5	.185	Feikert, George, Kansas City.....	L	2	0	0	.000
Melton, Frank, St. Paul.....	R	9	18	3	.167	Morgan, Julian, St. Paul.....	R	2	0	0	.000
Roth, Roy, Minneapolis.....	R	3	6	1	.167	Sahlin, William, Milwaukee.....	R	2	0	0	.000
Smith, Albert E., K. C.....	R	9	21	3	.143	Godfredson, Vern, Milwaukee.....	L	1	0	0	.000
Papish, Frank, Minneapolis.....	R	5	8	1	.125	McClure, Jack, Kansas City.....	R	1	0	0	.000
Mistele, Robert, St. Paul.....	R	7	9	1	.111	Scheivley, Sam, Louisville.....	R	1	0	0	.000
Corona, George, Toledo.....	R	4	9	1	.111	Jessen, Stend, Kansas City.....	L	1	0	0	.000
Fallon, Jack, Kansas City.....	R	9	14	0	.000	Goedde, Sylvester, Toledo.....	L	1	0	0	.000
Lohrey, John, Columbus.....	R	3	4	0	.000						

INDIVIDUAL RECORDS.

Players in Ten or More Games—Rated According to Runs Batted In.

Name and Club	G.	BB.	HB.	RBI.	SO.	GDP.	Name and Club	G.	BB.	HB.	RBI.	SO.	GDP.
Norbert, Milwaukee.....	146	78	13	117	39	9	Epps, Toledo.....	146	50	0	52	22	9
Wieczorek, Columbus.....	146	63	0	97	40	10	Parker, St. Paul.....	132	47	2	51	44	17
Weintraub, Toledo.....	138	90	1	96	50	6	Bergamo, Columbus.....	144	109	0	51	41	8
Clarke, Milwaukee.....	142	57	2	96	22	13	Haslin, Indianapolis.....	117	37	1	50	21	9
Norman, Milwaukee.....	132	90	5	83	63	10	Blackburn, Ind.....	153	95	2	50	46	8
Hofferth, Ind.....	134	24	0	83	23	13	Hunt, St. Paul.....	142	58	2	49	39	3
English, Indianapolis.....	141	49	1	83	28	15	Lyons, Kansas City.....	108	36	0	48	49	6
E. Morgan, Ind.....	147	84	1	74	51	2	Verban, Columbus.....	151	31	0	48	18	16
Antonelli, Columbus.....	149	50	2	74	32	21	Andrews, St. Paul.....	91	26	7	47	14	12
D. Johnson, Mil.....	139	29	2	71	38	5	Benjamin, Louisville.....	123	28	1	47	74	5
Wright, Minneapolis.....	101	28	4	69	66	5	Fairly, Indianapolis.....	148	40	1	46	46	17
Gregory, Toledo.....	149	31	3	69	38	14	Browne, Louisville.....	144	49	1	46	35	9
Martin, Milwaukee.....	134	90	2	66	38	8	Criscola, Toledo.....	86	31	1	45	23	7
Pike, Indianapolis.....	107	61	3	64	40	2	Sturdy, Columbus.....	109	51	6	45	31	8
Zimvarman, K. C.....	151	28	0	63	36	9	Rolandson, Mpls.....	136	27	1	45	43	13
Bucher, Toledo.....	144	44	2	63	24	7	Pofahl, Minneapolis.....	143	99	0	44	74	12
Garrison, Louisville.....	99	28	0	62	34	5	Landrum, Kans. City.....	117	16	1	43	38	3
Vosmik, Minneapolis.....	146	62	0	62	31	11	Drews, St. Paul.....	142	82	1	43	48	8
Becker, Milwaukee.....	101	60	0	61	34	14	Milosevich, K. C.....	139	30	1	42	42	11
Heath, Columbus.....	108	55	2	59	28	19	Storti, Toledo.....	99	51	0	40	32	6
McBride, Louisville.....	128	27	0	59	22	11	Trechock, Mpls.....	113	34	0	40	43	10
Powell, St. Paul.....	97	26	1	57	36	2	Shelley, Kans. City.....	130	33	1	38	45	7
Young, Columbus.....	112	36	2	57	55	8	Rebel, Louisville-						
Dill, Minneapolis.....	117	36	1	56	86	8	St. Paul.....	102	22	2	37	15	6
Schulte, Toledo.....	126	26	2	56	30	8	Barath, Louisville.....	121	40	2	37	61	9
Clifton, Minneapolis.....	150	82	3	56	45	12	Doyle, Louisville.....	76	23	0	36	17	4
Helf, Milwaukee.....	127	40	1	55	63	7	Zarilla, Toledo.....	57	16	3	32	13	2
York, Milwaukee.....	150	40	2	55	78	10	Scottie, Columbus.....	79	12	3	31	28	5
Schultz, St. Paul.....	99	8	1	53	45	6	Blakeney, Kans. City.....	98	42	1	31	32	5
Vaughn, Indianapolis-							Blaemire, St. Paul.....	72	13	0	30	16	4
Minneapolis.....	119	46	2	53	64	7	Hayworth, Toledo.....	102	28	2	30	14	13
Glenn, Kansas City.....	120	36	0	53	35	12	Blazo, Minneapolis.....	100	30	0	30	24	8
Danneker, Mpls.....	123	51	5	53	66	3	Scharein, Kans. City.....	105	23	1	29	34	8
Moore, Indianapolis.....	136	51	3	53	16	8							



Name and Club	G.	BB.	HB.	RBI.	SO.	GDP.	Name and Club	G.	BB.	HB.	RBI.	SO.	GDP.
Baron, St. Paul.....	113	31	2	28	24	5	Fletcher, Indianapolis..	27	7	0	5	5	0
Garagiola, Columbus..	81	18	0	27	20	3	Dockins, Columbus....	34	13	1	5	9	3
Kimble, Toledo.....	78	25	0	27	22	2	Wren, Toledo.....	45	3	0	5	10	1
Blanchard, St. Paul..	104	20	0	27	33	11	Whitehead, Toledo....	28	6	0	5	10	6
Glock, Indianapolis... 37	13	0	26	6	3	Scheetz, Mpls.-Mil... 43	2	0	5	13	0		
Corriggio, Louisville.. 90	26	2	26	26	9	Lefebvre, Mpls..... 39	9	0	5	7	2		
Orengo, St. Paul..... 37	17	0	25	17	2	Nitcholas, St. Paul... 36	1	1	5	9	4		
Lamitina, Louisville.. 74	17	0	25	33	2	Campbell, Louisville.. 49	23	1	5	8	3		
Popowski, Louisville.. 120	48	0	24	35	4	Erickson, Milwaukee.. 12	2	0	4	5	2		
Stumpf, Columbus.... 112	61	1	24	38	6	Oana, Milwaukee.... 20	4	0	4	6	1		
Saltzgeber, K. C..... 103	58	2	22	18	1	Pyle, Minneapolis.... 17	3	0	4	7	0		
Mack, Columbus..... 38	31	1	21	13	1	Logan, Indianapolis... 29	2	0	4	5	1		
Albright, Louisville.. 53	36	2	21	18	2	Castino, St. Paul... 25	8	0	4	8	3		
Trexler, Indianapolis. 56	12	1	20	18	2	Diehl, Indianapolis... 23	9	1	4	16	1		
L. Smith, Kans. City. 41	5	2	20	18	1	Rich, Indianapolis... 29	5	0	4	7	1		
Chapman, St. Paul... 86	17	0	19	21	8	Cox, Toledo..... 42	1	0	4	7	0		
Walsh, Minneapolis.. 24	15	0	18	10	2	Sanford, Toledo..... 28	9	0	4	13	1		
Connors, Milwaukee.. 32	11	0	18	23	3	Rabe, Kansas City... 23	10	0	4	17	0		
Marion, St. Paul..... 42	13	0	18	16	1	T. Reis, K. C..... 29	5	0	4	21	0		
Keller, Toledo..... 79	24	7	18	27	14	Speer, St. Paul..... 44	10	0	4	24	4		
King, Kansas City... 71	25	1	18	16	4	Deutsch, Louisville... 34	1	0	4	17	1		
Pruett, Milwaukee... 52	14	2	17	12	5	Brown, Louisville.... 44	2	0	4	15	1		
Millies, Louisville... 65	13	0	17	10	5	R. Bowman, Mil.... 33	0	0	3	13	0		
Nelson, Milwaukee... 66	15	0	16	26	9	R. Reis, St. Paul... 18	1	0	3	6	1		
Peck, Milwaukee... 23	6	0	15	5	1	Sperry, Louisville... 16	4	0	3	0	0		
Vitter, St. Paul..... 75	27	0	15	22	1	Hendrickson, K. C.... 37	5	0	3	14	2		
Bolling, St. Paul... 34	5	1	14	6	2	J. Johnson, K. C.... 24	5	0	3	20	1		
Todd, Milwaukee... 57	17	0	14	18	5	Roe, Columbus..... 24	2	0	3	17	0		
Baker, Toledo..... 37	18	0	14	12	3	Sproull, Milwaukee... 37	3	0	2	5	0		
C. Morgan, Louisvle. 56	23	1	14	10	2	Tolson, Louisville... 24	1	0	2	10	0		
Barna, Louisville.... 49	29	0	13	36	2	Woods, Louisville... 12	0	0	2	1	1		
McLain, Columbus... 47	10	1	12	10	0	Wilson, Louisville... 33	1	0	2	4	0		
DeCarlo, Minneapolis. 42	4	0	12	13	2	Barnes, Indianapolis. 12	2	0	2	5	1		
Christopher, K. C.... 32	12	0	12	15	1	Tincup, Kansas City. 33	1	0	2	2	0		
Timko, Columbus... 35	6	2	12	14	1	Culberson, Louisville. 10	5	0	2	4	1		
Seinsoth, Toledo.... 51	14	1	12	32	0	Bevens, Kansas City. 34	2	0	2	18	1		
Secory, Milwaukee... 50	12	0	12	24	4	Weiland, St. Paul... 34	2	0	2	26	0		
Hutchings, Ind..... 39	6	1	11	10	2	Tauscher, Ind..... 20	1	0	1	2	0		
J. Bowman, St. Paul- Louisville..... 53	7	0	11	7	0	Rudolph, Mpls.-St. P. 27	3	0	1	9	0		
Boken, Toledo..... 54	13	1	10	8	4	Lucier, Louisville... 16	0	0	1	7	1		
Horton, Minneapolis.. 22	1	0	9	9	0	Hanning, Toledo.... 42	1	0	1	2	1		
V. Johnson, Louisvle. 25	3	0	9	9	1	Gassaway, Milwaukee. 27	5	0	1	12	2		
Schlueter, Indianapolis 32	5	0	9	19	6	Kimberlin, Toledo... 33	1	0	1	8	1		
Peterson, Toledo... 28	1	0	8	11	2	Creel, Columbus.... 37	1	0	1	21	0		
Cullop, Columbus.... 42	13	0	8	14	0	Patrow, St. Paul... 28	21	0	1	17	1		
Caldwell, Milwaukee. 32	5	0	8	10	2	Queen, Kansas City. 25	0	0	0	22	1		
Burkhart, Columbus.. 31	6	0	8	18	0	Bain, Minneapolis... 35	1	0	0	22	0		
Livengood, Milwaukee 37	3	1	8	35	2	Barrett, Columbus... 51	2	0	0	9	2		
Berry, Milwaukee.... 41	6	0	8	8	1	Shupp, Louisville... 39	3	1	0	10	0		
McNair, Indianapolis. 53	7	1	8	16	6	Carpenter, Mpls.... 21	2	0	0	13	2		
Herring, St. Paul... 27	3	0	7	7	0	C. Smith, St. Paul.. 21	1	0	0	9	0		
Wilks, Columbus.... 38	2	1	7	20	3	Reid, Indianapolis... 15	3	1	0	3	1		
Beckmann, Columbus.. 30	4	0	6	7	1	Cronin, Kansas City.. 14	6	0	0	3	2		
Hausmann, K. C.... 37	10	0	6	12	1	Jeffcoat, Indianapolis. 24	4	0	0	9	1		
Crosby, Kansas City. 22	7	0	6	3	2	D'Alessandro, Lou... 10	2	1	0	6	0		
C. Johnson, Mpls.... 51	13	2	6	31	0	Belknap, St. Paul... 22	0	0	0	5	1		
Clark, Minneapolis.. 37	8	0	6	13	1	Messerly, Kans. City. 24	0	0	0	6	0		
McLeod, Kansas City. 36	9	0	6	11	5	Hogsett, Ind.-Mpls... 26	0	0	0	5	0		
Skladany Mpls..... 66	18	1	6	21	4	Wonson, Minneapolis. 17	0	0	0	2	0		
Kramer, Toledo..... 11	7	0	5	8	0	Mosley, Minneapolis. 20	1	0	0	4	0		
Holliday, Louisville.. 18	3	0	5	3	3	Strincevich, St. Paul. 13	1	0	0	4	0		
Fleming, Milwaukee.. 21	3	0	5	8	0	Bronkhurst, Ind..... 17	0	0	0	2	1		
O'Neill, Louisville... 21	2	0	5	15	2	Hewette, St. Paul... 10	0	0	0	3	0		
						Cobb, Louisville..... 15	2	0	0	2	0		

## CLUB FIELDING.

Club.	G.	DP.	TP.	PB.	PO.	A.	E.	Pct.	Club.	G.	DP.	TP.	PB.	PO.	A.	E.	Pct.
St. Paul.....	153	130	0	9	3838	1712	147	.974	Milwaukee	.152	138	0	16	3831	1734	185	.968
Columbus.....	151	119	0	7	3843	1469	157	.971	Minneapolis	.151	149	0	17	3777	1686	186	.967
Kansas City..	152	143	1	18	3787	1626	160	.971	Louisville	.152	125	0	12	3887	1652	191	.967
Toledo.....	152	150	0	10	3801	1726	172	.970	Indianapolis	.153	139	0	8	3840	1677	198	.965

INDIVIDUAL FIELDING.

Ten or More Games.

\*Throws lefthanded.

FIRST BASEMEN.

Name and Club	G.	PO.	A.	E.	DP.	Pct.	Name and Club	G.	PO.	A.	E.	DP.	Pct.
Mack, Columbus* ...	38	313	28	1	30	.997	Connors, Milwaukee..	31	240	23	4	26	.985
Walsh, Minneapolis..	24	197	13	1	21	.995	Trechock, Mpls.....	13	117	7	2	6	.984
Sturdy, Columbus....	97	814	39	6	69	.993	Zimmerman, K. C.*	149	1240	110	23	111	.983
Weintraub, Toledo*..	131	1210	80	10	113	.992	Becker, Milwaukee...101	873	55	16	83	.983	
E. Morgan, Ind.*...146	1314	85	13	118	.991	Danneker, Mpls.....	82	731	43	13	74	.983	
Baron, St. Paul*... 26	214	17	2	16	.991	Martin, Milwaukee... 12	102	7	2	8	.982		
Browne, Louisville*..142	1234	116	15	104	.989	Wren, Toledo..... 18	143	9	3	7	.981		
Schultz, St. Paul....	97	911	39	11	72	.989	Skladany, Mpls..... 14	93	4	2	9	.980	
McLain, Columbus... 11	70	7	1	9	.987	Benjamin, Louisville. 12	104	1	3	7	.972		
Bolling, St. Paul*... 32	260	23	4	25	.986	Vaughn, Ind.-Mpls... 14	115	6	4	11	.968		
DeCarlo, Minneapolis. 19	131	12	2	12	.986	Nelson, Milwaukee... 10	65	5	3	6	.959		

SECOND BASEMEN.

Antonelli, Columbus..	29	78	60	0	14	1.000	McNair, Indianapolis. 27	60	54	4	14	.966
Haslin, Indianapolis..	12	25	37	1	7	.984	D. Johnson, Mil.....139	382	391	31	88	.961
Popowski, Louisville.120	326	325	11	68	.983	Bucher, Toledo.....143	366	381	32	103	.959	
Drews, St. Paul.....142	385	416	15	82	.982	Sperry, Louisville... 11	23	24	2	4	.959	
Verban, Columbus....121	327	327	14	70	.979	Blanchard, St. Paul.. 11	15	16	2	2	.939	
Pofahl, Minneapolis..122	320	336	15	85	.978	Vaughn, Ind.-Mpls... 96	271	270	36	75	.938	
Nelson, Milwaukee... 17	47	36	2	9	.976	Lamitina, Louisville.. 39	76	83	11	14	.935	
Milosevich, K. C....138	394	395	23	85	.972	Barnes, Indianapolis. 11	20	33	4	2	.930	
Glock, Indianapolis.. 37	83	101	6	21	.968	Saltzgaver, K. C.... 12	28	16	4	3	.917	

Triple play—Milosevich.

THIRD BASEMEN.

Haslin, Indianapolis. 99	96	212	13	17	.960	English, Indianapolis. 64	51	156	13	13	.941
McLeod, Kansas City. 35	34	57	4	4	.958	Kimble, Toledo..... 14	10	33	3	0	.935
Clarke, Milwaukee...142	111	250	17	19	.955	Barath, Louisville...119	105	218	25	23	.928
Benjamin, Louisville. 37	30	55	4	4	.955	Nelson, Milwaukee... 15	11	27	3	1	.927
Storti, Toledo..... 92	97	195	14	27	.954	Schulte, Toledo..... 45	38	93	11	3	.923
Antonelli, Columbus..116	123	183	15	24	.953	Wieczorek, Columbus. 18	15	31	5	3	.902
Parker, St. Paul....127	135	281	21	23	.952	Vitter, St. Paul.... 32	35	71	9	1	.891
Blakeney, Kans. City. 52	49	96	8	9	.948	Crosby, Kansas City. 17	7	28	5	1	.875
Clifton, Minneapolis.147	151	322	27	39	.946	Sturdy, Columbus.... 10	8	16	4	1	.857
Saltzgaver, K. C.... 52	46	86	8	6	.943						

SHORTSTOPS.

Baker, Toledo..... 37	63	124	7	23	.964	Patrow, St. Paul.... 22	39	48	6	6	.935
Orengo, St. Paul.... 35	74	80	6	20	.963	Corrigan, Louisville. 82	135	235	28	40	.930
Scharcin, Kans. City.105	208	308	22	65	.959	Skladany, Mpls..... 42	66	120	14	14	.930
Blakeney, Kans. City. 40	73	94	8	23	.954	Fairly, Indianapolis.148	265	376	49	77	.929
York, Milwaukee....150	349	520	44	96	.952	Young, Columbus....112	181	280	40	59	.920
Albright, Louisville. 53	101	159	13	26	.952	Verban, Columbus... 30	53	67	11	12	.916
Schulte, Toledo..... 58	93	199	17	31	.945	Kimble, Toledo..... 61	90	183	28	37	.907
Vitter, St. Paul..... 14	20	44	4	4	.941	Lamitina, Louisville. 10	23	25	6	6	.889
Blanchard, St. Paul. 91	140	250	25	38	.940	Timko, Columbus.... 16	12	24	6	3	.857
Pofahl, Minneapolis. 21	43	65	7	17	.939	McNair, Indianapolis. 15	11	13	4	4	.857
Trechock, Mpls..... 97	189	293	33	60	.936						

Triple play—Blakeney.

OUTFIELDERS.

Vitter, St. Paul.... 19	37	2	0	1	1.000	Shelley, Kansas City.130	307	9	5	4	.984
Lamitina, Louisville. 13	30	1	0	1	1.000	Wieczorek, Columbus.128	234	5	4	1	.984
McLain, Columbus... 22	28	0	0	0	1.000	English, Indianapolis. 69	117	9	2	3	.984
Peck, Milwaukee*... 15	14	1	0	0	1.000	Baron, St. Paul*... 79	110	8	2	1	.983
Holliday, Louisville. 10	13	0	0	0	1.000	Zarilla, Toledo..... 57	115	3	2	0	.983
King, Kansas City... 70	178	4	1	1	.995	Danneker, Mpls..... 31	52	4	1	0	.982
Criscola, Toledo.... 86	124	5	1	2	.992	Lyons, Kansas City.. 78	144	12	3	4	.981
Vosmik, Minneapolis.143	278	14	3	2	.990	Rolandson, Mpls.... 72	147	6	3	1	.981
Stumpf, Columbus*..104	292	4	4	0	.987	C. Johnson, Mpls.*. 30	47	3	1	1	.980
Epps, Toledo*...146	334	9	5	1	.986	Garrison, Louisville. 97	230	7	5	3	.979
Rebel, Lou.-St. P.*. 84	132	12	2	3	.986	Moore, Indianapolis..134	301	11	7	2	.978
Bergamo, Columbus*..144	313	14	5	4	.985	McBride, Louisville..125	307	4	7	1	.978
Powell, St. Paul.... 94	258	5	4	0	.985	Barna, Louisville.... 49	98	2	3	0	.971
Benjamin, Louisville. 75	129	3	2	1	.985	Martin, Milwaukee...123	251	6	8	1	.970
Scoffle, Columbus... 63	129	1	2	0	.985	Dill, Minneapolis*..110	239	5	8	1	.968
Gregory, Toledo....149	301	9	5	3	.984	Rabe, Kansas City... 21	28	2	1	0	.968
Hunt, St. Paul.....136	282	19	5	2	.984	Norman, Milwaukee..121	257	8	9	2	.967

OUTFIELDERS—Continued.

Name and Club.	G.	PO.	A.	E.	DP.	Pct.	Name and Club.	G.	PO.	A.	E.	DP.	Pct.
Wright, Minneapolis.	98	170	6	6	1	.967	Christopher, K. C...	30	46	1	2	0	.959
Marion, St. Paul...	35	84	3	3	1	.967	Secory, Milwaukee...	37	61	3	3	0	.955
C. Morgan, Louisville	49	112	2	4	1	.966	Todd, Milwaukee...	34	33	1	2	0	.944
Blackburn, Ind.....	153	336	6	13	1	.963	Pike, Indianapolis...	104	179	8	11	0	.943
Norbert, Milwaukee...	144	223	4	9	0	.962	Saltzgeber, K. C.....	14	29	1	2	0	.938
Landrum, Kans. City	110	196	9	8	5	.962	Boken, Toledo.....	10	9	1	1	0	.909
Chapman, St. Paul..	77	114	6	5	1	.960	Cuberson, Louisville.	10	20	2	3	0	.880

PITCHERS.

Name and Club.	G.	PO.	A.	E.	DP.	Pct.	Name and Club.	G.	PO.	A.	E.	DP.	Pct.
Sproull, Milwaukee..	37	5	18	0	1	1.000	Burkhart, Columbus..	31	9	61	3	4	.959
Bain, Minneapolis...	35	12	31	0	1	1.000	Berry, Milwaukee...	37	12	55	3	1	.957
Hanning, Toledo....	34	5	32	0	1	1.000	Fleming, Milwaukee.	21	6	16	1	0	.957
Kimberlin, Toledo...	33	10	34	0	3	1.000	Dockins, Columbus*..	27	6	33	2	2	.951
Deutsch, Louisville...	33	6	31	0	0	1.000	Whitehead, Toledo...	28	5	52	3	4	.950
R. Bowman, Mil.....	33	2	11	0	1	1.000	Tincup, Kansas City.	20	3	16	1	1	.950
Trexler, Indianapolis*	29	6	57	0	2	1.000	Hausmann, K. C....	36	11	42	3	2	.946
Wilson, Louisville...	28	3	8	0	0	1.000	Caldwell, Milwaukee.	32	12	41	3	1	.946
Logan, Indianapolis*	25	9	29	0	1	1.000	Schupp, Louisville...	39	7	27	2	3	.944
V. Johnson, Louisvle.*	25	11	35	0	1	1.000	Weiland, St. Paul...	34	2	48	3	3	.943
Herring, St. Paul...	25	7	43	0	4	1.000	Fletcher, Indianapolis	27	4	41	3	2	.938
J. Johnson, K. C.*..	22	11	31	0	1	1.000	Sanford, Toledo....	28	8	35	3	1	.935
Horton, Minneapolis.	22	3	26	0	1	1.000	Brown, Louisville...	39	19	52	5	2	.934
Belknap, St. Paul...	22	1	13	0	0	1.000	Queen, Kansas City.	25	10	32	3	2	.933
Tauscher, Ind.....	20	2	11	0	1	1.000	Cox, Toledo.....	29	6	34	3	1	.930
Mosley, Minneapolis.	20	1	4	0	0	1.000	Rudolph, Minneapolis-						
Pyle, Minneapolis*..	17	5	22	0	2	1.000	St. Paul.....	27	1	12	1	1	.929
Bronkhurst, Ind.....	17	5	7	0	0	1.000	Oana, Milwaukee....	14	3	10	1	0	.929
Wonson, Minneapolis.	16	2	7	0	0	1.000	Erickson, Milwaukee.	12	2	11	1	0	.929
Cobb, Louisville*...	15	0	3	0	0	1.000	Rich, Indianapolis...	26	4	34	3	0	.927
Lucier, Louisville...	14	7	21	0	2	1.000	Gassaway, Milwaukee*	27	6	31	3	2	.925
Strincevich, St. Paul.	13	1	8	0	0	1.000	Peterson, Toledo....	28	1	23	2	2	.923
Kramer, Toledo....	10	10	16	0	0	1.000	Barrett, Columbus...	51	6	40	4	0	.920
Scheetz, Mpls.-Mil...	43	11	47	1	5	.983	Hutchings, Ind.....	36	19	36	5	4	.917
Speer, St. Paul.....	44	9	45	1	2	.982	Woods, Louisville...	11	4	18	2	0	.917
Wilks, Columbus....	38	8	44	1	4	.981	Clark, Minneapolis...	36	9	50	6	4	.908
Reis, Kansas City...	29	9	44	1	7	.981	Seinsoth, Toledo*...	31	11	37	5	4	.906
J. Bowman, St. Paul-							Beckmann, Columbus.	30	3	24	3	0	.900
Louisville .....	28	9	35	1	2	.978	Messerly, Kans. City.	24	1	8	1	1	.900
Diehl, Indianapolis...	22	4	38	1	0	.977	Hogsett, Indianapolis-						
Lefebvre, Mpls.*...	24	5	36	1	2	.976	Minneapolis* .....	25	1	16	2	0	.895
Bevens, Kansas City.	34	5	29	1	1	.971	Jeffcoat, Indianapolis.	23	2	12	2	0	.875
Livingood, Mil.....	36	13	45	2	5	.967	Reid, Indianapolis...	15	2	26	4	1	.875
Nitcholas, St. Paul.	36	9	48	2	2	.966	Carpenter, Mpls....	21	2	25	4	1	.871
Creel, Columbus....	33	3	54	2	2	.966	Hendrickson, K. C..	37	4	21	4	1	.862
Roe, Columbus*....	24	7	20	1	1	.964	Toolson, Louisville...	24	1	17	3	1	.857
Lyons, Kansas City...	19	6	21	1	1	.964	Hewette, St. Paul*..	10	0	6	1	0	.857
C. Smith, St. Paul...	21	4	22	1	2	.963	O'Neill, Louisville...	18	5	22	5	1	.844

Triple play—J. Johnson, Kansas City.

CATCHERS.

Name and Club.	G.	PO.	A.	E.	DP.	PB.	Pct.	Name and Club.	G.	PO.	A.	E.	DP.	PB.	Pct.
Blaemire, St. Paul.	64	235	22	0	4	2	1.000	Schlueter, Ind.....	29	119	14	2	2	3	.985
Cronin, Kansas City	13	50	10	0	1	1	1.000	L. Smith, K. C.....	38	143	25	3	6	3	.982
Millies, Louisville...	54	219	35	2	4	2	.992	Glenn, Kansas City.	103	442	84	11	17	14	.980
Andrews, St. Paul..	33	298	49	4	10	4	.989	Blazo, Minneapolis..	96	305	40	8	6	12	.977
Campbell, Louisville.	36	144	19	2	3	3	.988	Pruett, Milwaukee..	38	137	14	4	1	5	.974
Hofferth, Ind.....	130	534	66	8	11	5	.987	Ga.agiola, Columbus	62	246	27	9	1	4	.968
Keller, Toledo.....	74	268	32	4	3	6	.987	Rolandson, Mpls....	56	204	23	8	2	5	.966
Hayworth, Toledo...	92	360	54	6	13	4	.986	Doyle, Louisville...	68	258	32	12	3	7	.960
Helf, Milwaukee....	126	552	116	10	12	11	.985	Castino, St. Paul...	16	39	9	2	0	3	.960
Heath, Columbus....	102	491	51	8	4	3	.985								

PITCHERS' RECORDS.

Forty-five or More Innings.

Name and Club.	G.	W.	L.	Pct.	IP.	AB.	H.	R.	ER.	SH.	BB.	SO.	HB.	WP.	ER.	Avg.
TREXLER, Indianapolis*..	29	19	7	.731	219	840	207	77	52	11	84	103	5	4	2.14	
Lefebvre, Minneapolis*...	24	12	8	.600	162	616	145	51	40	8	38	53	2	0	2.22	
Dockins, Columbus*.....	27	16	8	.667	196	754	188	64	49	13	38	85	0	1	2.25	
N. Brown, Louisville.....	39	16	11	.593	255	964	233	85	66	17	85	98	4	2	2.33	

\*Throws left-handed.

Name and Club.	G.	W.	L.	Pct.	IP.	AB.	H.	R.	ER.	SH.	BB.	SO.	HB.	WP.	ER.	Avg.
Roe, Columbus*	24	15	7	.682	167	613	123	53	44	9	60	136	0	1	2.37	
Kramer, Toledo	10	8	2	.800	84	304	55	23	23	1	26	59	0	0	2.46	
O'Neill, Louisville	18	6	7	.462	127	478	108	53	35	13	74	80	4	7	2.48	
Wilks, Columbus	38	16	8	.667	240	925	236	80	71	18	46	132	2	1	2.66	
Messery, Kansas City	24	2	2	.500	76	278	65	26	23	7	51	29	4	6	2.72	
Deutsch, Louisville	33	12	11	.522	187	697	176	69	57	13	61	53	1	1	2.74	
Gassaway, Milwaukee*	27	7	6	.538	111	409	102	41	34	8	45	57	3	2	2.76	
Berry, Milwaukee	37	18	10	.643	236	916	224	99	73	16	63	98	6	2	2.78	
Hanyzewski, Milwaukee	8	5	1	.833	58	220	50	26	19	3	30	43	1	0	2.95	
Nitcholas, St. Paul	36	13	14	.481	226	872	218	86	75	19	47	59	3	0	2.99	
Fletcher, Indianapolis	27	10	6	.625	150	567	143	65	50	14	66	66	2	3	3.00	
V. Johnson, Louisville*	25	6	12	.333	134	512	129	58	45	16	46	50	1	4	3.02	
R. Bowman, Milwaukee	33	6	2	.750	80	303	84	36	27	10	25	37	3	4	3.04	
Schupp, Louisville	39	9	5	.643	153	592	140	67	52	13	38	55	0	1	3.06	
Hutchings, Indianapolis	36	17	12	.586	226	866	216	94	77	11	83	105	4	1	3.07	
Livngood, Milwaukee	36	18	10	.643	220	845	233	95	75	13	69	84	3	1	3.07	
Bevens, Kansas City	34	7	8	.467	149	565	145	63	51	14	82	87	4	3	3.08	
Burkhart, Columbus	31	12	11	.522	198	781	208	98	69	15	79	68	2	0	3.14	
Erickson, Milwaukee	12	6	4	.600	62	230	58	26	22	3	34	42	1	1	3.19	
Whitehead, Toledo	28	13	12	.520	200	813	240	87	71	14	24	62	0	0	3.20	
Barrett, Columbus	51	11	10	.524	160	604	151	69	57	20	53	83	1	5	3.21	
Lucier, Louisville	14	6	5	.545	81	321	81	32	29	5	25	43	3	1	3.22	
Kimberlin, Toledo	33	10	9	.526	173	635	150	77	62	11	72	90	4	2	3.23	
Sanford, Toledo	28	13	9	.591	190	728	181	86	69	10	78	106	1	5	3.27	
J. Johnson, Kansas City*	22	8	5	.615	143	536	145	61	52	18	46	58	5	4	3.27	
Melton, St. Paul	9	2	6	.250	60	221	54	32	22	6	34	40	4	2	3.30	
Reid, Indianapolis	15	5	6	.455	98	379	107	44	36	11	34	24	0	1	3.31	
Woods, Louisville	11	3	5	.375	68	266	78	30	25	10	26	24	1	1	3.31	
Herring, St. Paul	25	13	10	.565	195	740	189	79	73	16	77	83	1	4	3.37	
Seinsoth, Toledo*	31	9	15	.375	196	766	210	91	74	21	65	73	0	3	3.40	
Queen, Kansas City	25	7	12	.368	160	574	133	71	61	20	100	90	3	7	3.43	
Lyons, Kansas City	19	4	6	.400	80	297	68	34	31	8	46	51	2	5	3.49	
Scheetz, 41 Minn.-2 Mil.	43	11	15	.423	203	776	218	106	79	25	60	53	2	6	3.50	
Fleming, Milwaukee	21	8	6	.571	123	475	134	52	48	9	61	67	1	4	3.51	
Caldwell, Milwaukee	32	10	11	.476	171	667	181	83	70	11	59	65	10	3	3.68	
Hendrickson, Kansas City	37	9	12	.429	144	542	136	74	59	19	59	54	2	2	3.69	
Peterson, Toledo	28	8	9	.471	128	499	138	71	53	12	39	39	5	4	3.73	
Weiland, St. Paul	34	11	16	.407	187	726	195	96	79	15	100	51	4	2	3.80	
Logan, Indianapolis*	25	9	6	.600	124	479	139	61	53	15	42	46	0	2	3.85	
Diehl, Indianapolis	22	12	7	.632	140	561	159	70	61	14	28	59	2	1	3.92	
C. Smith, St. Paul	21	5	12	.294	116	456	129	63	51	12	36	46	0	3	3.96	
Rich, Indianapolis	26	6	10	.375	138	534	142	83	61	21	74	83	4	6	3.98	
Creel, Columbus	33	8	13	.381	185	714	185	95	82	16	81	72	7	0	3.99	
Sproull, Milwaukee	37	5	5	.500	92	344	79	60	41	9	55	51	0	1	4.01	
Hausmann, Kansas City	36	14	14	.500	179	687	170	92	80	9	77	58	1	6	4.02	
J. Bowman, 4St.P.-24Lou	28	9	12	.429	159	642	180	86	71	16	54	64	8	1	4.02	
Oana, Milwaukee	14	3	5	.375	64	244	59	35	29	6	29	32	3	1	4.08	
T. Reis, Kansas City	29	12	14	.462	195	762	206	109	89	11	69	77	3	8	4.11	
Carpenter, Minneapolis	21	8	8	.500	106	437	132	71	49	8	63	50	7	3	4.16	
Speer, St. Paul	44	15	12	.556	234	929	254	123	109	16	65	94	3	2	4.19	
Jeffcoat, Indianapolis	23	6	10	.375	91	362	102	52	43	6	39	50	1	0	4.25	
Clark, Minneapolis	36	12	11	.522	213	839	236	125	105	21	98	59	3	6	4.44	
Pyle, Minneapolis*	17	5	9	.357	104	408	108	59	52	9	46	41	0	2	4.50	
Beckmann, Columbus	30	5	9	.357	102	439	149	71	51	11	29	45	2	3	4.50	
Cox, Toledo	29	9	11	.450	149	589	159	95	75	15	77	59	0	1	4.53	
Bain, Minneapolis	35	8	13	.381	161	648	194	105	84	24	80	55	0	7	4.70	
Horton, Minneapolis	22	9	9	.500	110	456	139	72	60	8	48	33	0	3	4.91	
Tincup, Kansas City	20	3	6	.333	53	202	61	35	30	14	40	19	1	2	5.09	
Toolson, Louisville	24	3	5	.375	76	291	80	54	45	10	55	34	1	10	5.33	
Wilson, Louisville	28	0	5	.000	57	215	49	38	36	5	43	31	0	1	5.68	
Hanning, Toledo	34	6	7	.462	97	401	125	78	62	10	64	36	3	3	5.75	
Belknap, St. Paul	22	3	5	.375	73	271	68	55	47	10	59	30	0	4	5.79	
Wonson, Minneapolis	16	0	0	.000	49	198	61	35	32	4	23	13	1	2	5.88	
Rudolph, 12 Minneapolis—																
15 St Paul	27	3	3	.500	93	389	123	77	68	12	46	39	0	11	6.58	
Hogsett, 7 Indianapolis—																
18 Minneapolis*	25	1	4	.200	58	261	92	56	45	10	28	20	1	0	6.98	

Balks—Sanford, Toolson, two each; Belknap, Hanning, Cox, Clark, Speer, Queen, Seinsoth, Hutchings, Schupp, V. Johnson, Fletcher, Dockins, one each.

Ties—Reid, Schupp, N. Brown, O'Neill, Wilson, Livngood, R. Bowman, Berry, Nitcholas, one each.

PITCHERS' RECORDS.

Less Than Forty-five Innings.

Name and Club	G.	W.	L.	Pct.	IP.	H.	R.	ER.	BB.	SO.	HB.	WP.	BK.
Lohrey, John, Columbus.....	2	1	0	1.000	10	8	3	7	0	0	0	0	0
Acosta, Julio, Milwaukee*.....	9	3	1	.750	44	50	19	19	10	29	0	0	0
Fallon, Jack, Kansas City.....	9	1	1	.500	44	43	21	18	21	12	0	2	0
Bronkhurst, Albert, Indianapolis..	17	1	1	.500	36	49	17	16	12	8	2	1	0
Mosley, J. Roy, Minneapolis.....	20	2	3	.400	44	40	23	20	21	14	0	4	0
Strincevich, Joseph, St. Paul.....	13	1	3	.250	28	39	29	24	22	7	1	0	0
Cobb, Darwin, Louisville*.....	15	1	4	.200	20	19	15	12	17	8	0	2	0
Babich, John, Kansas City.....	7	0	5	.000	34	44	39	34	23	10	2	0	0
Eaves, Vallie, Minneapolis.....	4	0	3	.000	21	21	12	11	13	16	1	1	0
Papish, Frank, Minneapolis*.....	5	0	3	.000	18	32	12	12	7	11	0	1	0
Reis, Robert, St. Paul.....	7	0	1	.000	26	26	17	16	21	8	1	1	0
Hewette, LeRoy, St. Paul*.....	10	0	1	.000	24	25	12	10	23	12	0	3	0
Fannin, Clifford, Toledo.....	8	0	1	.000	21	15	8	4	22	8	0	0	0
Jones, Earl, Toledo*.....	9	0	1	.000	20	17	10	10	20	11	0	4	0
Brumbelee, W. Chas., Columbus..	6	0	1	.000	11	23	20	19	13	3	0	1	0
Covington, Chester, Louisville*..	1	0	1	.000	5	9	5	5	3	2	0	0	0

Ties—None.

PITCHERS WITHOUT A DECISION.

Name and Club	G.	IP.	Name and Club	G.	IP.
Tauscher, Walter, Indianapolis.....	20	41	Dillard, E. Norman, St. Paul.....	2	2
Reis, Robert, St. Paul.....	6	13	Goedde, Sylvester, Toledo*.....	1	2
Boehringer, John, Columbus.....	4	11	Johnson, Clifford, Minneapolis*..	1	2
Ranay, Robert, Toledo.....	5	8	Pate, Ralph, Milwaukee.....	1	2
Morgan, Julian, St. Paul.....	2	4	Sahlin, William, Milwaukee.....	2	2
Feikert, George, Kansas City*.....	2	3	Scheivley, Sam, Louisville.....	1	2
Powell, Alvin, St. Paul.....	1	3	McClure, Jack, Kansas City.....	1	1
Patton, Ray, Louisville.....	2	2	Godfredson, Vernon, Milwaukee*..	1	0

ADDITIONAL PITCHERS' RECORDS.

Rated According to Highest Number of Complete Games Pitched.

NOTE—\*Games not finished as relief pitcher.

Name and Club	Ex. Ing. Games	Shutouts	No-Hit	1-Hit	2-Hit	3-Hit	4-Hit	Games Started	Taken Out	Finished	Incomp. Games*	Complete Games
Hutchings, Indianapolis.....	0	2	0	0	0	2	2	28	5	8	0	23
Herring, St. Paul.....	2	2	0	0	0	1	2	25	3	0	0	22
Seinsoth, Toledo.....	1	4	0	0	1	0	1	24	4	7	0	20
Dockins, Columbus.....	1	5	0	0	0	1	1	27	7	0	0	20
Nitcholas, St. Paul.....	4	3	0	0	0	0	2	27	7	8	1	20
Trexler, Indianapolis.....	3	4	0	0	0	2	1	26	7	3	0	19
Berry, Milwaukee.....	0	2	0	1	0	1	28	10	4	5	18	
N. Brown, Louisville.....	3	4	0	0	0	1	3	29	11	8	2	18
Sanford, Toledo.....	2	1	0	0	2	0	0	24	7	3	1	17
Whitehead, Toledo.....	1	1	0	0	0	0	0	28	11	0	0	17
Roe, Columbus.....	1	6	0	1	4	2	22	6	1	1	16	
Lefebvre, Minneapolis.....	2	1	0	0	1	0	18	3	3	3	15	
Livengood, Milwaukee.....	0	3	0	0	0	1	4	29	14	4	3	15
Scheetz, Minneapolis-Milwaukee.....	2	1	0	0	0	1	1	29	14	12	2	15
Speer, St. Paul.....	1	3	0	0	1	1	1	30	15	8	6	15
Deutsch, Louisville.....	0	2	0	0	1	0	0	25	11	3	5	14
T. Reis, Kansas City.....	2	2	0	0	0	1	3	27	13	2	0	14
Weiland, St. Paul.....	1	0	0	0	0	1	0	23	10	9	2	13
Wilks, Columbus.....	2	0	0	0	0	0	1	26	13	9	3	13
Creel, Columbus.....	2	4	0	1	0	3	1	27	15	6	0	12
Rich, Indianapolis.....	1	2	0	0	0	1	0	16	5	7	3	11
Caldwell, Milwaukee.....	1	1	0	0	0	1	24	13	5	3	11	
Hausmann, Kansas City.....	1	2	0	1	0	0	2	24	13	9	3	11
Clark, Minneapolis.....	0	2	0	1	2	0	0	28	17	4	4	11
Diehl, Indianapolis.....	1	2	0	0	0	1	0	19	9	3	0	10
J. Bowman, St. Paul-Louisville.....	0	0	0	0	0	0	2	21	11	6	1	10
Cox, Toledo.....	0	1	0	0	1	1	0	23	13	5	1	10
Burkhart, Columbus.....	0	1	0	0	1	0	0	28	18	2	1	10
Lyons, Kansas City.....	0	1	0	0	1	0	1	10	1	9	0	9
Pyle, Minneapolis.....	1	0	0	0	0	1	1	13	4	2	2	9
O'Neill, Louisville.....	1	3	0	0	1	1	0	16	7	1	1	9



Name and Club	Ex. Ing. Games	Shutouts	No-Hit	1-Hit	2-Hit	3-Hit	4-Hit	Games Started	Taken Out	Finished	Incomp. Games*	Complete Games
Kimberlin, Toledo	1	1	0	0	1	1	2	21	12	9	3	9
Bain, Minneapolis	1	0	0	0	0	0	1	22	13	6	7	9
Kramer, Toledo	0	3	1	0	1	1	1	10	2	0	0	8
Fleming, Milwaukee	0	1	0	0	1	0	0	15	7	5	1	8
V. Johnson, Louisville	1	2	0	0	0	1	2	17	9	5	3	8
Queen, Kansas City	1	3	0	0	0	2	2	22	14	2	1	8
Reid, Indianapolis	1	2	0	0	1	1	1	15	8	0	0	7
Hendrickson, Kansas City	0	0	0	0	0	0	0	15	8	16	6	7
Schupp, Louisville	0	1	0	0	0	2	0	17	10	15	7	7
Horton, Minneapolis	0	0	0	0	0	0	0	17	10	3	2	7
Bevens, Kansas City	0	2	0	1	0	0	0	19	12	12	3	7
J. Johnson, Kansas City	3	1	0	0	1	1	0	20	13	1	1	7
Melton, St. Paul	1	0	0	0	0	0	1	8	2	1	0	6
Lucier, Louisville	1	1	0	0	0	0	1	11	5	3	0	6
Carpenter, Minneapolis	0	0	0	0	0	0	0	15	9	4	2	6
Fletcher, Indianapolis	1	2	0	0	0	0	3	20	14	5	2	6
Hanyzewski, Milwaukee	0	1	0	0	0	1	0	8	3	0	0	5
Barrett, Columbus	0	0	0	0	0	0	2	9	4	29	13	5
Erickson, Milwaukee	0	1	0	0	0	1	0	10	5	2	0	5
Peterson, Toledo	0	0	0	0	0	0	1	15	10	6	7	5
Smith, St. Paul	0	1	0	0	0	2	0	17	12	4	0	5
Woods, Louisville	0	1	0	0	1	0	0	9	5	2	0	4
Jeffcoat, Indianapolis	0	0	0	0	0	1	0	11	7	11	1	4
Gassaway, Milwaukee	0	2	0	0	0	1	1	13	9	10	4	4
Logan, Indianapolis	1	1	0	0	0	0	0	14	10	6	5	4
Acosta, Milwaukee	2	0	0	0	0	0	0	6	3	3	0	3
Rudolph, Minneapolis-St. Paul	0	0	0	0	0	0	0	7	4	14	6	3
Beckmann, Columbus	0	0	0	0	0	0	0	11	8	14	5	3
J. Fallon, Kansas City	0	0	0	0	0	0	1	2	0	6	1	2
R. Bowman, Milwaukee	0	0	0	0	0	0	0	4	2	15	14	2
Babich, Kansas City	0	0	0	0	0	0	0	7	5	0	0	2
Oana, Milwaukee	0	1	0	0	0	0	1	8	6	5	1	2
Lohrey, Columbus	0	0	0	0	0	0	0	1	0	1	0	1
Covington, Louisville	0	0	0	0	0	0	0	1	0	0	0	1
Fannin, Toledo	0	0	0	0	0	0	0	2	1	5	1	1
Papish, Minneapolis	0	0	0	0	0	0	0	2	1	3	0	1
Eaves, Minneapolis	0	0	0	0	0	0	0	3	2	1	0	1
Messerly, Kansas City	0	0	0	0	0	0	0	4	3	13	7	1
Toolson, Louisville	0	1	0	0	0	0	1	5	4	11	8	1
Hogsett, Indianapolis-Minneapolis	0	0	0	0	0	0	0	5	4	15	5	1



## PITCHED NO-HITTER IN LONE MAJOR VICTORY

Charles L. (Bumpus) Jones, whose name appears in the National League roster of no-hit pitchers, was a great starter and finisher in 1892. He began that season at Joliet of the Two-I League and finished at Cincinnati, being with Atlanta after the Two-I collapsed and before joining the Reds.



For Joliet, Jones won his first 15 games, then racked up nine more after Terre Haute halted him on June 19. He used the brush ten times, three kalsominings coming consecutively. His defeats at Joliet totalled five, his percentage .828. For Atlanta, Jones won three and lost four, all triumphs being at the expense of Chattanooga.

Bought by Cincinnati, Jones made only one appearance with the Reds that fall, on the last day of the season, October 15, when he startled the baseball world by pitching a no-hitter against Pittsburgh, winning over Mark Baldwin, 7 to 1. Bumpus received perfect support, fanned three and walked four. Two of his gifts went to Pat Donovan, one resulting in a run in the third round.

Jones never won another game in the National League, losing three for Cincinnati and one for New York in 1893 before being turned loose.

# International League

## Class AA



**AL SCHOENDIENST**  
Leading Batter  
Rochester

**FRANK J. SHAUGHNESSY**  
League President  
New York, N. Y.

**LOUIS POLLI**  
Leading Pitcher E.R.A.  
Jersey City

(Compiled by Elias Baseball Bureau, New York.)

### CHAMPIONSHIP WINNERS IN PREVIOUS YEARS.

1884—Trenton .....	520	1905—Providence .....	638	1928—Rochester .....	549
1885—Syracuse .....	584	1906—Buffalo .....	607	1929—Rochester .....	618
1886—Utica .....	646	1907—Toronto .....	619	1930—Rochester .....	629
1887—Toronto .....	644	1908—Baltimore .....	593	1931—Rochester .....	601
1888—Syracuse .....	723	1909—Rochester .....	596	1932—Newark .....	649
1889—Detroit .....	649	1910—Rochester .....	601	1933—Newark .....	622
1890—Detroit .....	617	1911—Rochester .....	645	Buffalo (fourth)* .....	494
1891—Buffalo (reg. season) .....	727	1912—Toronto .....	595	1934—Newark .....	608
Buffalo (supplem'l) .....	680	1913—Newark .....	625	Toronto (third)* .....	559
1892—Providence .....	615	1914—Providence .....	617	1935—Montreal .....	597
Binghamton † .....	667	1915—Buffalo .....	632	Syracuse (second)* .....	565
1893—Erie .....	606	1916—Buffalo .....	586	1936—Buffalo † .....	610
1894—Providence .....	696	1917—Toronto .....	604	1937—Newark † .....	717
1895—Springfield .....	687	1918—Toronto .....	693	1938—Newark † .....	684
1896—Providence .....	602	1919—Baltimore .....	671	1939—Jersey City .....	582
1897—Syracuse .....	632	1920—Baltimore .....	719	Rochester (second)* .....	556
1898—Montreal .....	586	1921—Baltimore .....	717	1940—Rochester .....	611
1899—Rochester .....	626	1922—Baltimore .....	689	Newark (second)* .....	594
1900—Providence .....	616	1923—Baltimore .....	677	1941—Newark .....	649
1901—Rochester .....	642	1924—Baltimore .....	709	Montreal (second)* .....	584
1902—Toronto .....	669	1925—Baltimore .....	633	1942—Newark .....	601
1903—Jersey City .....	742	1926—Toronto .....	657	Syracuse (3rd)* .....	518
1904—Buffalo .....	657	1927—Buffalo .....	667		

\*Won four-team cup series playoff. †Won championship and playoff series. ‡Won playoff.

STANDING OF CLUBS AT CLOSE OF SEASON.

Club	Tor.	Nwk.	Syr.	Mont.	Roch.	Balt.	Buff.	J.C.	Won	Lost	Pct.
Toronto	..	14	15	11	14	11	16	14	95	57	.625
Newark	8	..	9	14	15	14	12	13	85	68	.556
Syracuse	7	13	..	11	9	13	12	17	82	71	.536
Montreal	10	8	11	..	11	11	13	12	76	76	.500
Rochester	7	6	13	11	..	12	12	13	74	78	.487
Baltimore	11	8	9	11	10	..	12	12	73	81	.474
Buffalo	6	10	9	9	10	10	..	12	66	87	.431
Jersey City	8	9	5	9	9	10	10	..	60	93	.392

Ties—Baltimore 3, Toronto 2, Newark 1, Syracuse 1, Montreal 1, Rochester 1, Jersey City 1.

Playoffs—Toronto, defeated Montreal, four games to none; Syracuse defeated Newark, four games to two; Syracuse defeated Toronto, four games to two.

CLUB BATTING.

Club.	G.	AB.	R.	H.	TB.	2B.	3B.	HR.	SH.	SB.	RBI.	BB.	SO.	HP.	Pct.
Montreal	153	4922	620	1257	1722	208	49	53	124	78	553	485	636	31	.255
Toronto	154	4945	627	1244	1607	182	29	41	153	129	530	635	413	36	.252
Syracuse	154	4907	542	1220	1665	192	47	53	100	143	477	480	487	29	.249
Newark	154	4875	613	1211	1676	171	33	76	104	119	555	572	574	14	.248
Rochester	153	4932	557	1191	1585	170	49	42	154	124	486	510	661	25	.241
Buffalo	153	4821	574	1160	1572	198	17	60	91	86	518	585	528	23	.241
Baltimore	157	5012	616	1201	1547	157	30	43	142	137	515	686	612	20	.240
Jersey City	154	4848	460	1125	1390	135	32	22	88	58	411	456	546	16	.232
League Totals	39262	4609	9609	12764	1413	286	390	956	874	4045	4409	4457	194	245	

INDIVIDUAL BATTING.

Ten or More Games.

Name and Club	Bats	G.	AB.	R.	H.	TB.	2B.	3B.	HR.	SH.	SB.	BB.	HB.	BI.	SO.	Pct.
Max Macon, Montreal	L	26	98	15	34	48	8	0	2	0	1	3	1	11	7	.347
Napoleon Reyes, Jersey City	R	58	193	26	66	88	9	2	3	1	2	14	2	29	13	.342
AL. SCHOENDIENST, Roch.	Both	136	555	81	187	236	21	5	6	6	20	38	2	37	19	.337
Edward Levy, Newark	R	144	512	75	165	248	31	8	12	4	15	59	0	81	47	.322
Jerry Crosby, Newark	Both	28	53	9	17	18	1	0	0	1	3	8	0	5	4	.321
Luis Olmo, Montreal	R	89	352	57	111	162	15	12	4	5	9	15	0	47	22	.315
Russell Derry, Newark	L	40	153	24	48	79	11	1	6	2	2	9	1	19	29	.314
Frank Colman, Toronto	L	33	109	14	34	50	3	2	3	0	0	11	0	19	8	.312
George Staller, Baltimore	L	153	572	73	174	249	21	3	16	3	19	63	0	98	59	.304
Roberto Ortiz, Montreal	R	152	560	85	170	262	40	11	10	1	11	44	13	86	58	.304
Maurice Van Robays, Toronto	R	84	308	44	93	127	14	4	0	7	38	2	51	24	302	
Jack Graham, Montreal	L	51	175	42	52	109	11	2	14	1	4	35	2	38	18	.297
Roland Harrington, Syracuse	L	134	498	70	145	195	21	7	5	14	52	36	11	38	35	.291
Harry Davis, Toronto	L	148	477	62	139	186	27	1	6	8	18	96	1	64	15	.291
Norman De Weese, Buffalo	R	100	300	26	87	110	12	1	3	3	5	20	2	45	35	.290
Lee Gamble, Toronto	L	65	243	29	70	86	7	3	1	25	6	11	1	19	15	.288
Charles Mead, Jersey City	L	97	310	30	89	102	7	3	0	10	3	25	1	40	17	.287
Albert Unser, Buffalo	L	45	136	19	39	49	4	0	2	4	2	21	2	13	17	.287
Harold Stelling, Baltimore	R	30	112	21	32	41	3	0	2	1	4	15	1	15	10	.286
Albert Sima, Jersey City	R	11	14	1	4	5	1	0	0	0	0	0	0	0	4	.286
Lynn Nelson, Syracuse	L	16	7	0	2	2	0	0	0	0	1	0	0	0	0	.286
Otto Denning, Buffalo	R	112	376	52	107	161	17	5	9	2	8	49	1	58	26	.285
Gilbert Brack, 68 J.C.—58 Mont.	R	126	423	55	120	166	15	11	3	11	4	58	0	48	71	.284
Augustin Dugas, Toronto	L	48	113	23	32	49	8	0	3	0	4	26	0	27	11	.283
Jack Maguire, Jersey City	R	26	89	11	25	26	1	0	0	2	0	10	0	3	18	.281
John Martin, Rochester	R	49	82	16	23	30	2	1	1	3	5	13	0	12	14	.280
Raymond Coombs, Jersey City	R	20	50	2	14	15	1	0	0	1	0	4	0	2	5	.280
Joseph King, Rochester	R	123	398	51	111	134	17	3	0	17	8	24	3	32	46	.279
Walter Cazen, Syracuse	R	56	129	9	36	42	6	0	0	4	4	12	0	7	18	.279
James Outlaw, Buffalo	R	136	498	76	138	187	35	1	4	11	15	43	4	40	33	.277
Alexander Hooks, Montreal	L	98	346	40	96	121	16	3	1	3	2	26	3	45	19	.277
Goodwin Rosen, Syracuse	L	151	565	85	156	217	28	9	6	8	15	79	1	46	38	.276
Henry Sauer, Syracuse	R	154	571	73	157	243	32	9	12	4	8	56	4	75	62	.275
Joseph Dwyer, Newark	L	94	252	25	69	86	8	0	3	6	1	41	0	14	13	.274
Richard Hahn, 2 Syr.—82 Buff.	R	84	209	22	57	90	12	0	7	2	2	33	2	29	42	.273
Aaron Robinson, Newark	L	19	55	7	15	28	1	0	4	0	3	11	2	11	3	.273
John Fallon, Newark	R	16	11	1	3	3	0	0	0	0	0	0	0	0	5	.273
Lawrence Rosenthal, Newark	L	145	485	79	132	212	29	9	11	1	6	98	0	78	57	.272
Paul Wargo, Rochester	L	116	376	39	102	135	18	3	3	6	7	26	1	43	71	.271
Richard Korte, Newark	R	100	386	44	104	130	13	5	1	4	21	29	1	25	25	.269
Edward Badke, Montreal	R	117	396	45	106	129	16	2	1	8	5	48	2	51	63	.268

Name and Club	Bats	G.	AB.	R.	H.	TB.	2B.	3B.	HR.	SH.	SB.	BB.	HB.	BI.	SO.	Pct.
Carroll Lockman, Jersey City.....L	78	271	35	72	89	9	4	0	7	6	33	0	18	37	.266	
Ralph Kress, Toronto.....R	67	169	14	45	60	7	1	2	5	1	18	0	10	15	.266	
Albert Rubeling, Toronto.....R	94	343	42	91	118	14	2	3	9	12	44	3	51	24	.265	
Dain Clay, Rochester.....R	32	125	13	33	45	8	2	0	1	8	15	0	6	8	.264	
Joseph Mack, Rochester.....Both	115	354	48	93	138	10	4	9	10	4	75	3	51	44	.263	
Geo. Honochick, Baltimore.....R	75	274	37	72	102	11	8	1	2	11	30	0	38	25	.263	
James Ripple, Toronto.....L	92	317	40	83	125	16	1	8	4	2	50	7	52	16	.262	
Murray Howell, Jersey City.....R	85	237	18	62	72	5	1	1	3	3	41	0	25	24	.262	
Boyd Bartley, Montreal.....F	34	107	14	28	31	3	0	0	5	1	16	1	10	12	.262	
Mayo Smith, Buffalo.....L	144	460	68	120	147	16	1	3	5	12	96	1	55	20	.261	
Jean Roy, Rochester.....R	28	23	5	6	7	1	0	0	0	0	1	0	2	4	.261	
Edward Kobesky, Buffalo.....R	137	479	67	124	208	30	0	18	2	10	53	3	88	40	.259	
Homer Howell, Montreal.....Both	110	374	47	97	127	14	2	4	7	15	43	2	42	45	.259	
Charles Letchas, Toronto.....R	142	523	81	135	161	14	3	2	21	15	55	6	47	17	.258	
Donald Savage, Newark.....R	146	496	72	128	201	21	2	16	9	23	47	3	74	90	.258	
James Gruzzis, Toronto.....Both	95	233	32	60	80	14	0	2	3	18	33	6	36	25	.258	
Gordon East, Jersey City.....R	16	31	2	8	10	0	1	0	0	0	3	0	4	5	.258	
Robert Chipman, Montreal.....L	38	74	12	19	22	3	0	0	3	0	9	0	5	15	.257	
Earl Naylor, Rochester.....R	118	431	63	110	155	15	9	4	20	29	42	3	57	51	.255	
James Tyack, Toronto.....L	41	146	20	37	53	5	1	3	3	4	18	1	12	9	.253	
Albert Mele, Syracuse.....L	132	449	49	113	160	19	2	8	6	6	71	2	67	22	.252	
Jas. McLeod, 28 Nwk.—55 Balt...R	83	282	24	71	85	14	0	0	12	3	22	1	25	27	.252	
Norman Small, Jersey City.....R	53	168	21	42	66	10	1	4	1	0	20	1	19	32	.250	
John Corriden, Montreal.....L	29	84	6	21	29	4	2	0	0	2	8	2	7	15	.250	
William Schultz, Syracuse.....L	31	68	6	17	17	0	0	0	6	1	1	0	1	13	.250	
Charles Hartnett, Jersey City.....R	16	16	0	4	5	1	0	0	0	0	3	0	5	2	.250	
Leighton Kimball, Montreal.....R	143	508	67	126	177	26	5	5	6	6	48	1	57	72	.249	
Richard West, Syracuse.....R	104	336	36	83	131	26	5	4	3	14	28	1	30	41	.249	
Frank Zak, Toronto.....R	150	544	101	134	145	9	1	0	14	22	104	8	22	46	.246	
Carl Barnhart, Montreal.....L	120	342	47	84	110	10	2	4	18	4	34	0	26	26	.246	
Francis Kelleher, Syracuse.....R	108	375	49	92	143	16	1	11	2	6	58	2	57	55	.245	
Herbert Crompton, Toronto.....R	95	269	15	66	87	13	1	2	4	2	22	1	31	10	.245	
Bias Monaco, Baltimore.....Both	145	497	81	121	165	14	6	6	13	41	127	6	42	80	.243	
Michael Rocco, Buffalo.....L	32	111	12	27	37	4	0	2	4	0	22	0	18	22	.243	
Franklin Heller, Buffalo.....L	122	422	43	102	126	14	2	2	8	4	44	0	44	32	.242	
Thomas Koval, Rochester.....R	86	273	32	66	103	14	4	5	11	4	27	1	37	59	.242	
Eugene Corbett, Newark.....L	152	561	77	135	185	22	5	6	11	10	68	0	56	37	.241	
Lee Handley, Toronto.....R	84	290	35	70	87	11	3	0	18	4	26	0	30	19	.241	
Dewey Williams, Toronto.....R	98	253	27	61	75	6	4	0	7	6	26	1	23	25	.241	
John Bero, Buffalo.....L	55	199	23	48	74	11	3	3	2	5	16	0	27	22	.241	
Harold Contini, Jersey City.....R	20	54	6	13	14	1	0	0	2	0	7	0	5	7	.241	
Garton Del Savio, Syracuse.....R	148	530	43	127	142	7	4	0	8	7	45	2	45	29	.240	
Albert Tiedemann, Baltimore.....R	119	392	48	94	105	8	0	1	9	9	44	1	37	40	.240	
Felix Mackiewicz, Baltimore.....R	109	375	47	90	115	10	3	3	7	9	29	0	41	53	.240	
Walter Alston, Rochester.....R	115	313	37	75	106	12	2	5	3	7	44	1	40	37	.240	
Leslie Goldstein, Syracuse.....L	42	121	16	29	42	8	1	1	1	2	17	0	15	14	.240	
Gerald Burmeister, Rochester...R	122	381	36	91	130	17	5	4	9	2	43	1	44	27	.239	
Antonio Rodriguez, Syracuse....R	68	184	14	44	53	2	2	1	3	7	17	1	18	25	.239	
Leonard Rice, Syracuse.....R	75	240	21	57	71	5	0	3	3	14	15	2	26	14	.238	
Maurice Sturdy, Rochester.....R	29	101	11	24	31	5	1	0	4	3	8	2	7	7	.238	
Harry Taylor, Newark.....L	39	42	6	10	11	1	0	0	2	0	7	0	5	2	.238	
Robert Wells, Jersey City.....R	29	42	5	10	14	1	0	1	0	0	3	0	3	11	.238	
Ralph Kiner, Toronto.....L	43	144	22	34	50	6	2	2	1	4	31	0	13	25	.236	
John Bell, Baltimore.....L	153	510	53	120	137	10	2	1	24	4	80	1	42	34	.235	
William Barnes, Rochester.....L	78	231	43	66	80	8	0	2	9	13	24	6	14	25	.235	
Millard Howell, Syracuse.....L	60	115	10	27	41	4	2	2	1	0	3	0	11	24	.235	
Howard Moss, Jersey City.....R	121	408	40	95	132	16	3	5	4	3	23	1	49	40	.233	
Frank Hiller, Newark.....R	28	60	7	14	14	0	0	0	4	0	1	0	6	7	.233	
Joseph Becker, Baltimore.....R	81	242	21	56	66	7	0	1	3	2	36	3	21	30	.231	
Dominic Castro, Montreal.....R	47	121	6	28	41	5	1	2	1	2	4	1	11	17	.231	
John Dornbush, Baltimore.....L	11	13	1	3	3	0	0	0	0	0	4	0	1	3	.231	
Everett Robinson, Jersey City...L	111	337	23	77	95	11	2	1	6	3	27	1	26	39	.229	
Burton Swift, Baltimore.....L	48	35	3	8	11	0	0	1	3	0	2	0	2	14	.229	
Adam Bengochea, Buffalo.....R	105	324	32	74	93	8	1	3	7	8	32	4	21	34	.228	
Robert Repass, Baltimore.....R	82	316	51	88	132	22	2	2	6	7	35	0	47	27	.228	
Michael Garbark, Newark.....R	116	326	40	74	97	5	0	6	5	5	66	0	40	23	.227	
Aloysius Bejma, Buffalo.....R	46	133	19	30	39	4	1	1	3	1	20	0	8	16	.226	
John Pare, Baltimore.....R	52	124	13	28	37	6	0	1	6	0	33	0	9	22	.226	
James Steiner, Jersey City.....L	112	342	26	77	99	8	1	4	9	0	34	0	36	17	.225	
Herschel Held, Rochester.....R	51	173	15	39	49	6	2	0	4	0	13	0	13	17	.225	
Victor Wertz, Buffalo.....L	18	18	3	4	5	1	0	0	0	0	2	0	1	2	.222	



Name and Club	Bats	R											SO.	Pct.	
		G.	AB.	R.	H.	TB.	2B.	3B.	HR.	SH.	SB.	BB.			HB.
Wayne Collins, Montreal.....R	13	9	2	2	2	0	0	0	1	0	0	0	2	3	.222
Daniel Drew, Jersey City.....L	86	262	23	58	64	6	0	0	8	5	19	1	21	8	.221
Joseph Buzas, Newark.....R	148	509	50	112	133	11	2	2	16	24	29	1	54	50	.220
Alfred Clark, Newark.....R	24	73	2	16	17	1	0	0	1	0	5	2	7	7	.219
Fred Ankenman, Montreal.....R	20	73	6	16	18	2	0	0	4	0	12	0	6	6	.219
Delbert Jones, Baltimore.....R	151	550	82	120	139	17	1	0	20	23	80	3	45	37	.218
Andres Fleitas, Jersey City.....R	60	170	16	37	39	2	0	0	2	3	6	0	12	9	.218
Joseph Page, Newark.....L	32	74	5	16	17	1	0	0	2	0	1	0	6	20	.216
Edward Turchin, Buffalo.....R	97	360	42	77	91	9	1	1	7	10	47	1	19	35	.214
Robert Dews, Montreal.....R	13	42	5	9	9	0	0	0	3	0	1	0	2	2	.214
Steve Mizerak, Rochester.....R	92	222	14	47	58	4	2	1	9	1	36	1	17	32	.212
Milton Stroner, Syracuse.....R	17	52	3	11	20	3	3	0	2	0	2	0	5	4	.212
Edward Spaulding, Montreal.....R	26	19	1	4	5	1	0	0	5	0	1	0	1	1	.211
John Kerr, Jersey City.....R	136	435	38	91	108	13	2	0	5	9	45	3	22	40	.209
Jorges Torres, Jersey City.....R	100	378	38	79	103	12	3	2	6	8	21	4	22	26	.209
Stephen Shemo, Jersey City.....R	22	53	3	11	11	0	0	0	0	1	1	0	1	8	.208
Alex. Campanis, Montreal.....R	148	468	57	97	120	15	1	2	9	9	70	2	44	71	.207
John Barkley, Montreal.....R	18	58	4	12	15	3	0	0	0	2	4	1	5	13	.207
Damon Phillips, Syracuse.....R	129	372	38	76	96	11	3	1	14	4	22	1	23	27	.204
Frank Silvanic, Newark.....R	88	225	36	46	74	8	1	6	7	1	44	3	33	38	.204
Louis Polli, Jersey City.....R	37	69	5	14	15	1	0	0	2	1	8	0	3	14	.203
Floyd Giebell, Buffalo.....L	35	90	5	18	26	5	0	1	3	0	4	0	5	8	.200
Theodore Szczepkowski, Baltimore..L	62	196	15	39	56	5	3	2	4	2	16	0	19	20	.199
Delbert Rice, Rochester.....R	66	182	14	36	47	5	3	0	2	3	6	0	18	31	.198
Stephen Gromek, Baltimore.....R	54	91	9	18	20	2	0	0	6	2	11	0	3	15	.198
Oscar McClure, Jersey City.....L	23	82	8	16	17	1	0	0	3	1	5	0	4	7	.195
Thos. Ananicz, 19 Nwk.-13 Tor..R	32	41	3	8	9	1	0	0	0	1	3	0	1	11	.195
Leslie McGarity, Baltimore.....L	74	144	9	28	37	5	2	0	2	0	19	0	18	14	.194
Robert Frost, Montreal.....R	18	31	2	6	7	1	0	0	1	0	3	0	2	12	.194
Edward Klieaman, Baltimore.....R	45	88	9	17	19	2	0	0	11	0	8	0	5	15	.193
James Davis, Newark.....R	31	68	6	13	20	1	0	2	2	0	4	0	10	22	.191
Wm. Voiselle, Jersey City.....R	40	74	3	14	16	2	0	0	1	0	6	0	6	19	.189
Kenneth Holcombe, Newark.....R	28	53	4	10	11	1	0	0	2	0	4	0	1	12	.189
Douglas White, Rochester.....R	36	117	8	22	34	2	2	2	3	3	9	0	13	9	.188
Bernard DeForge, Montreal.....R	47	48	4	9	10	1	0	0	4	0	1	0	2	11	.188
Lloyd Dietz, Montreal.....R	10	16	1	3	3	0	0	0	4	0	0	0	0	1	.188
Gerald McNair, Buffalo.....R	121	360	38	67	84	12	1	1	8	3	42	2	25	70	.186
Joseph Overman, Rochester.....R	20	59	3	11	14	3	0	0	0	2	3	0	5	8	.186
Rolland Van Slate, Baltimore.....R	50	66	3	12	17	2	0	1	6	0	9	1	3	15	.182
Casimir Konstanty, Syracuse.....R	29	55	4	10	10	0	0	0	6	0	1	0	2	16	.182
Ray Viers, Newark.....R	41	144	15	26	28	2	0	0	7	2	14	1	11	22	.181
John Hudson, Jersey City.....R	89	300	36	53	66	7	3	0	4	8	44	1	12	48	.177
Arnold Carter, Syracuse.....L	35	80	4	14	16	2	0	0	1	0	4	0	3	17	.175
William Webb, Montreal.....R	14	23	4	4	5	1	0	0	1	0	2	0	1	8	.174
Paul Calvert, Baltimore.....R	19	29	4	5	5	0	0	0	2	0	2	0	3	10	.172
Louis Rochelli, Montreal.....R	18	35	6	6	7	1	0	0	0	0	4	0	1	10	.171
Gene Mauch, Montreal.....R	31	77	5	13	14	1	0	0	1	1	11	0	4	5	.169
Alfred Sherer, Montreal.....R	42	72	1	12	14	2	0	0	6	0	7	0	3	15	.167
Horatio Bartleson, Syracuse.....R	28	48	4	8	8	0	0	0	5	0	3	0	3	6	.167
Thomas Sunkel, 15 J. C.-8 Mont..L	23	42	2	7	7	0	0	0	2	0	3	0	2	12	.167
Ruffus Gentry, Buffalo.....R	42	103	9	17	22	5	0	0	9	0	4	0	10	19	.165
Tomas de la Cruz, Syracuse.....R	37	91	3	15	15	0	0	0	8	0	6	1	5	26	.165
Sylvester Donnelly, Rochester.....R	29	63	2	10	11	1	0	0	3	0	7	0	7	17	.159
Albert Ott, Buffalo.....R	29	19	2	3	3	0	0	0	0	0	2	0	0	9	.158
George Washburn, Montreal.....L	25	39	6	6	9	0	0	1	0	0	2	0	4	7	.154
Louis Lorenz, Buffalo.....R	11	13	0	2	2	0	0	0	0	0	1	0	2	0	.154
James Hopper, Toronto.....R	36	73	4	11	11	0	0	0	4	2	6	0	2	17	.151*
Harold Gregg, Montreal.....R	26	53	3	8	8	0	0	0	2	0	2	1	3	14	.151
Elmer Burkart, Baltimore.....R	33	40	1	6	9	0	0	1	1	0	1	1	3	13	.150
Charles Marleau, Newark.....R	42	14	1	2	2	0	0	0	5	0	1	0	2	4	.143
Lloyd Brown, Toronto.....L	18	7	1	1	2	1	0	0	1	0	1	0	1	1	.143
Richard Lafeskie, Jersey City...R	24	85	5	12	16	0	2	0	2	1	3	1	9	23	.141
Wesley Flowers, Montreal.....L	32	78	4	11	11	0	0	0	5	0	3	0	5	12	.141
Andrew Timko, Rochester.....R	30	57	6	8	9	1	0	0	5	1	11	0	4	12	.140
Reuben Fischer, Jersey City.....R	15	29	1	4	7	0	0	1	1	0	4	0	4	11	.138
John Morrow, Rochester.....R	22	22	4	3	3	0	0	0	0	1	3	0	1	2	.136
Luke Hamlin, Toronto.....L	31	83	5	11	13	2	0	0	3	0	3	0	3	22	.133
Emerson Roser, Newark.....R	28	53	1	7	10	0	0	1	2	0	0	0	3	14	.132
Richard Conger, Toronto.....R	22	53	2	7	8	1	0	0	5	1	4	0	2	8	.132
Clyde Sracq, Baltimore.....L	24	38	4	5	5	0	0	0	2	0	9	0	2	20	.132



Name and Club.	Bats	G.	AB.	R.	H.	TB.	2B.	3B.	HR.	SH.	SB.	BB.	HR.	RBI.	SO.	Pct.
Alfred Jarlett, Toronto.....R	34	54	4	7	8	1	0	0	5	0	7	0	5	14	.130	
Louis Sakas, Rochester.....R	44	23	2	3	3	0	0	0	0	1	0	1	0	3	.130	
John Tising, Buffalo.....L	43	82	2	10	11	1	0	0	2	0	1	0	6	10	.122	
Walter Dubiel, Newark.....R	39	66	9	8	9	1	0	0	3	0	3	0	7	13	.121	
Joseph Sullivan, Toronto.....L	14	33	3	4	6	2	0	0	2	0	0	0	2	3	.121	
John Lollar, Baltimore.....R	12	34	3	4	4	0	0	0	1	0	7	0	1	6	.118	
George Barley, Buffalo.....R	20	27	5	3	3	0	0	0	3	0	3	0	2	11	.111	
William Cronin, Newark.....R	31	75	4	8	8	0	0	0	2	1	10	0	3	9	.107	
Joseph Roxbury, Buffalo.....L	31	28	3	3	3	0	0	0	0	6	1	0	11	.107		
Kenneth Trinkle, Jersey City.....R	23	38	0	4	5	1	0	0	1	0	10	0	0	13	.105	
Nicholas Strincevich, Toronto.....R	35	77	1	8	8	0	0	0	4	0	8	0	5	20	.104	
Michael Roscoe, Buffalo.....R	31	39	4	4	4	0	0	0	5	0	9	0	4	4	.103	
Kemp Wicker, Rochester.....R	35	63	5	6	6	0	0	0	8	1	8	0	3	12	.095	
Frederick Schmidt, Rochester.....R	34	65	5	6	9	1	1	0	4	0	7	0	8	25	.092	
William Trotter, Rochester.....R	39	64	1	5	5	0	0	0	9	0	11	1	8	34	.078	
Ira Hutchinson, Rochester.....R	38	94	5	7	7	0	0	0	8	0	5	1	1	33	.075	
Mural Hewitt, Buffalo.....R	10	3	0	0	0	0	0	0	0	0	0	0	0	0	.000	
Philip Page, Newark.....R	17	4	0	0	0	0	0	0	0	0	0	0	0	0	.000	
Sterling Ecker, Baltimore.....R	26	7	0	0	0	0	0	0	0	0	0	0	0	3	.000	
James Blackburn, Syracuse.....R	13	8	1	0	0	0	0	0	0	0	2	0	1	2	.000	
Alvin Heuser, Baltimore.....R	11	12	1	0	0	0	0	0	1	0	1	0	0	7	.000	
Harry Shuman, Toronto.....R	22	13	0	0	0	0	0	0	0	0	0	0	0	6	.000	
Ralph McCabe, Toronto.....R	13	14	1	0	0	0	0	0	1	0	0	1	0	3	.000	
Lyle Parkhurst, Buffalo.....L	25	14	1	0	0	0	0	0	0	0	1	0	0	5	.000	

## Less Than 10 Games.

Name and Club.	Bats	G.	Pct.	Name and Club.	Bats	G.	Pct.
James Babeock, Montreal.....R	8	.138	Grover Roper, Baltimore.....R	3	.000		
Edward Sudol, Baltimore.....R	8	.125	Kenneth Jungels, Jersey City.....R	3	.000		
Jerome Tiemann, Jersey City.....L	8	.040	James Ginley, Montreal.....R	3	.000		
Newton Waldstein, Buffalo.....B	8	.000	Milton Stockhauser, Baltimore.....R	2	.333		
Bertram Humphries, Rochester.....R	8	.000	Samuel Lamitina, Baltimore.....R	2	.143		
Sidney Goldstein, Toronto.....R	8	.000	Floyd Beal, Rochester.....R	2	.000		
Alvis Shirley, Jersey City.....R	7	.400	George Eyrich, Toronto.....R	2	.000		
William Drescher, Newark.....L	7	.267	John Farley, Baltimore.....R	2	.000		
Joseph Mueller, Baltimore.....R	7	.000	Clem Hausmann, Newark.....R	2	.000		
Walter Dyche, Jersey City.....R	7	.000	Norman Kony, Montreal.....R	2	.000		
Woodrow Fair, Toronto.....B	6	.292	Peter Kunis, Newark.....R	2	.000		
Walter Chipple, Montreal.....R	6	.250	John Lohrey, Syracuse.....R	2	.000		
Francis Bartolomei, Rochester.....R	6	.143	John Rager, Newark.....L	2	.000		
William Rabe, Baltimore.....R	5	.200	Joseph Stephenson, Jersey City.....R	2	.000		
Stephen Collins, Rochester.....R	5	.000	Alphonse Thomas, Baltimore.....R	2	.000		
Reginald Grabowski, Syracuse.....R	4	.500	George Bausewein, Jersey City.....L	1	.000		
Stanley Platek, Newark.....L	4	.273	James Conboy, Rochester.....R	1	.000		
Timothy Fiore, Jersey City.....R	4	.250	Herbert Gorman, Montreal.....R	1	.000		
Michael Kardash, Baltimore.....R	4	.091	Richard Kenworthy, Jersey City.....R	1	.000		
Rex Barney, Montreal.....R	4	.000	Robert Miller, Newark.....R	1	.000		
Cosmo Cotelie, Syracuse.....L	4	.000	John Moesch, Baltimore.....R	1	.000		
William Harris, Jersey City.....R	4	.000	Gregory, Mulleavy, Buffalo.....R	1	.000		
Elmer Weinschreider, Buffalo.....L	4	.000	Philip Oates, Jersey City.....R	1	.000		
Frank Dunlap, Newark.....L	3	.667	Fred Pacitto, Baltimore.....R	1	.000		
Ned Tryon, Baltimore.....R	3	.300	Joseph Rolla, Toronto.....R	1	.000		
John Blum, Baltimore.....R	3	.167	William Schaedler, Toronto.....L	1	.000		
Roy Pinkston, Rochester.....R	3	.143	Robert Vetter, Rochester.....R	1	.000		

## CLUB FIELDING.

Club.	G.	Double Plays.	Triple Plays.	Ground into DP.	Left on Bases	PO.	A.	E.	TC.	PB.	Pct.
Newark ...154	110	0	77	1080	3906	1648	171	5725	10	.970	
Toronto ...154	134	1	89	1192	4017	1753	195	5062	13	.967	
Montreal ...153	119	0	82	1090	3847	1796	192	5835	14	.967	
Syracuse ...154	121	2	81	1087	3893	1840	206	5939	10	.965	
Baltimore ...157	102	0	68	1223	3999	1679	233	5911	19	.961	
Rochester ...153	124	1	72	1114	3941	1724	230	5895	17	.961	
Jersey City...154	103	0	116	1019	3877	1782	238	5897	9	.960	
Buffalo .....153	126	0	97	1079	3832	1666	239	5737	16	.958	
Totals ... ..	939	4	682	8884	31312	13885	1704	46901	108	.964	

INDIVIDUAL FIELDING.

Ten or More Games.

FIRST BASEMEN.

Name and Club	G.	PO.	A.	E.	DP.	Pct.	Name and Club	G.	PO.	A.	E.	DP.	Pct.
Denning, Buffalo.....	17	127	9	0	10	1.000	Mack, Rochester.....	98	783	68	10	66	.988
Kress, Toronto.....	10	69	8	0	7	1.000	Alston, Rochester.....	66	534	34	7	36	.988
Graham, Montreal....	51	473	46	2	37	.996	Robinson, J. City...101	863	50	14	55	.985	
Goldstein, Syracuse..	35	356	30	2	25	.995	Heller, Buffalo.....	86	750	55	12	56	.985
Davis, Toronto.....148	1378	107	12	105	.992	Mackiewicz, Balt....	19	172	12	3	9	.984	
Corbett, Newark.....151	1386	84	12	94	.992	Rocco, Buffalo.....	32	298	38	6	20	.982	
Hahn, Buffalo.....	17	113	6	1	16	.992	Stroner, Syracuse....	10	71	9	2	4	.976
Sauer, Syracuse.....111	1083	71	11	78	.991	Brack, Jersey City...31	233	15	7	12	.973		
Monaco, Baltimore...129	1152	75	12	73	.990	Reyes, Jersey City...29	258	13	9	12	.968		
Hooks, Montreal....	96	861	54	9	64	.990							

Triple plays—Mack, Sauer.

SECOND BASEMEN.

Ankenman, Montreal..	12	46	23	0	4	1.000	Letchas, Toronto....141	365	404	33	79	.959	
Kress, Toronto.....	11	25	26	0	8	1.000	Buzas, Newark.....	76	182	200	12	31	.959
Barnes, Rochester....	19	49	34	1	9	.988	Sturdy, Rochester...29	81	60	7	10	.953	
Bejma, Buffalo.....	22	56	51	2	6	.982	Rochell, Montreal..	12	19	21	2	5	.952
Campanis, Montreal..	42	114	103	5	27	.977	McNair, Buffalo....107	266	291	30	70	.949	
Rodriguez, Syracuse..	24	58	65	3	7	.976	Timko, Rochester....	21	53	39	5	6	.948
Clark, Newark.....	10	23	14	1	3	.974	Contini, Jersey City.11	26	27	3	3	.946	
Hudson, Jersey City..	88	234	241	14	35	.971	Bengochea, Buffalo.38	89	81	10	15	.944	
Maguire, Jersey City.13	36	32	2	13	.971	Korte, Newark.....	26	57	63	8	14	.938	
Bell, Baltimore.....153	386	411	25	72	.970	McClure, Jersey City21	41	48	6	7	.937		
Harrington, Syracuse.133	358	375	25	71	.967	Held, Rochester....	31	72	76	11	19	.931	
Viers, Newark.....	41	88	115	7	29	.967	Mead, Jersey City..	16	57	23	9	6	.899
Mizerak, Rochester..	63	160	151	11	22	.966	Mauch, Montreal....	16	31	31	7	1	.899
Barnhart, Montreal..	78	173	229	16	41	.962							

Triple plays—Harrington 2, Timko.

THIRD BASEMEN.

Held, Rochester.....	18	25	31	2	2	.966	Barnes, Rochester....	59	70	105	13	10	.931
Rubeling, Toronto....	62	64	123	8	12	.959	Kimball, Montreal..134	157	266	32	18	.930	
Savage, Newark.....	21	24	55	4	8	.952	Tiedemann, Baltimore68	78	113	15	5	.927	
Barkley, Montreal...14	13	26	2	1	1	.951	Outlaw, Buffalo....	41	37	81	10	8	.922
Buzas, Newark.....	46	52	82	7	8	.950	White, Rochester....	35	34	45	7	0	.920
Bejma, Buffalo.....	17	12	24	2	4	.947	Torres, Jersey City..94	81	175	23	14	.918	
Reyes, Jersey City...29	34	71	6	4	.946	Kerr, Jersey City...21	27	38	6	4	.915		
Del Savio, Syracuse..120	99	257	21	23	.944	Rodriguez, Syracuse..39	38	79	11	1	.914		
Kress, Toronto.....	12	10	24	2	2	.944	Bero, Buffalo.....	53	51	115	16	3	.912
Handley, Toronto....	84	82	178	16	14	.942	Alston, Rochester...22	17	41	6	2	.906	
Heller, Buffalo.....	32	48	62	7	9	.940	Bengochea, Buffalo..12	16	14	4	1	.882	
McLeod, 23Nk.-50Bl.73	65	130	13	5	.938	Szczepkowski, Bal'mor30	28	65	14	5	.869		
Korte, Newark.....	67	57	92	10	8	.937							

Triple plays—Barnes, Rubeling.

SHORTSTOPS.

Campanis, Montreal..103	234	345	26	53	.957	Kerr, Jersey City...119	215	358	42	33	.932		
Del Savio, Syracuse..	39	56	104	8	21	.952	Buzas, Newark.....	26	46	76	9	12	.931
Schoendienst, Roch..136	339	438	48	71	.942	Tiedemann, Baltimore68	78	113	15	5	.927		
Savage, Newark.....123	215	337	34	45	.942	Maguire, Jersey City.13	28	33	6	8	.910		
Bartley, Montreal...34	72	103	11	17	.941	Lajeskie, Jersey City23	33	64	11	4	.898		
Turchin, Buffalo....	97	194	292	31	63	.940	Bengochea, Buffalo..45	82	121	26	13	.886	
Repass, Baltimore...82	162	248	27	41	.938	Szczepkowski, Bal'mor17	30	45	11	8	.872		
Zak, Toronto.....148	304	425	50	78	.936	McNair, Buffalo....	11	20	26	7	3	.868	
Phillips, Syracuse...128	184	373	39	46	.935	Monaco, Baltimore...14	19	24	7	3	.860		

Triple plays—Del Savio, Zak, Phillips.

OUTFIELDERS.

Rubeling, Toronto...31	73	4	0	2	1.000	Rosenthal, Newark...145	267	18	4	4	.986		
Derry, Newark.....	39	71	1	0	0	1.000	Olmo, Montreal.....	87	212	18	4	.983	
Corriden, Montreal..22	43	0	0	0	0	1.000	Jones, Baltimore....147	306	8	7	2	.978	
Clay, Rochester.....	22	39	3	0	0	1.000	Dwyer, Newark.....	74	86	4	2	1	.978
Martin, Rochester...24	26	3	0	0	0	1.000	Kiner, Toronto.....	42	120	5	3	3	.977
Barnhart, Montreal..18	24	0	0	0	0	1.000	Naylor, Rochester...117	312	15	8	4	.976	
Outlaw, Buffalo.....	92	175	11	1	2	.995	Sauer, Syracuse....	43	74	7	2	0	.976
Lery, Newark.....138	284	9	3	1	.990	Ortiz, Montreal....152	291	28	8	5	.975		
Small, Jersey City...49	95	4	2	0	.990	Mele, Syracuse.....126	239	10	7	3	.973		
Smith, Buffalo.....136	344	9	4	2	.989	Gamble, Toronto....	65	172	6	5	2	.973	
Drew, Jersey City...76	136	15	2	2	.987	Mead, Jersey City...63	100	9	3	3	.973		

## OUTFIELDERS—Continued.

Name and Club	G.	P.O.	A.	E.	DP.	Pct.	Name and Club	G.	P.O.	A.	E.	DP.	Pct.
Silvane, Newark....	75	106	2	3	1	.973	Gruzdis, Toronto....	62	95	4	4	2	.961
Brack, 38 JC-54 Mt. 92	199	8	6	2	.972	Mack, Rochester....	15	24	0	1	0	.960	
King, Rochester....	118	185	13	6	4	.971	Koval, Rochester....	77	143	7	7	3	.955
Badke, Montreal....	110	184	15	6	1	.971	Macon, Montreal....	21	40	2	2	0	.955
Colman, Toronto....	30	64	3	2	1	.971	Dugas, Toronto....	30	37	2	2	0	.951
Rosen, Syracuse....	151	381	10	12	2	.970	Moss, Jersey City...113	208	16	12	3	.949	
Honochick, Baltimore 71	158	3	5	1	.970	Howell, Jersey City..	68	100	11	6	3	.949	
DeWeese, Buffalo... 78	119	4	4	1	.969	Ripple, Toronto....	91	105	4	6	0	.948	
Lockman, Jersey City 77	200	9	7	3	.968	Wargo, Rochester....	100	168	13	11	2	.943	
Mackiewicz, Baltimore 80	168	11	6	1	.968	Clark, Newark....	10	14	2	1	0	.941	
Kobesky, Buffalo....	129	213	8	8	1	.965	Sieling, Baltimore... 22	27	3	2	0	.938	
Tyack, Toronto....	41	76	6	3	1	.965	Van Robays, Toronto 83	128	6	9	0	.937	
Staller, Baltimore...150	258	11	10	1	.964	Ozen, Syracuse....	35	64	3	6	0	.918	
Kelleher, Syracuse...108	178	11	7	4	.964	Overman, Rochester.. 17	16	0	3	0	.842		

Triple play—Kiner.

## PITCHERS.

Hutchinson, Rochester 37	19	70	0	10	1,000	Wicker, Rochester....	35	9	42	3	1	.944
Poll, Jersey City... 35	10	61	0	2	1,000	Heuser, Baltimore... 11	3	14	1	0	.944	
Gregg, Montreal.... 23	6	29	0	2	1,000	Shuman, Toronto.... 22	2	14	1	1	.941	
Fischer, Jersey City. 15	4	25	0	0	1,000	Swift, Baltimore.... 48	6	41	3	0	.940	
East, Jersey City.... 14	6	22	0	2	1,000	Jarlett, Toronto.... 33	10	36	3	1	.939	
Sullivan, Toronto... 13	8	17	0	0	1,000	J. Page, Newark.... 28	4	41	3	2	.938	
Ecker, Baltimore... 26	2	14	0	0	1,000	Barley, Buffalo.... 19	4	11	1	2	.938	
Dietz, Montreal.... 10	3	9	0	1	1,000	Fallon, Newark.... 16	3	11	1	0	.933	
Brown, Toronto.... 17	0	9	0	0	1,000	Davis, Newark.... 31	9	42	4	3	.927	
Blackburn, Syracuse.. 13	4	3	0	0	1,000	Wells, Jersey City... 29	4	34	3	0	.927	
McCabe, Toronto.... 13	2	4	0	0	1,000	de la Cruz, Syracuse. 36	4	66	4	2	.926	
Holcombe, Newark... 28	15	46	1	3	.984	Flowers, Montreal... 31	5	44	4	2	.925	
Voiselle, Jersey City. 40	9	50	1	2	.983	Conger, Toronto... 22	12	37	4	2	.925	
Roser, Newark.... 28	7	41	1	0	.980	Giebell, Buffalo.... 33	9	37	4	0	.920	
Spaulding, Montreal. 26	4	38	1	2	.977	Tising, Buffalo.... 43	9	55	6	2	.914	
Burkart, Baltimore.. 33	9	30	1	0	.975	Calvert, Baltimore... 19	1	19	2	1	.909	
Carter, Syracuse.... 31	13	63	2	6	.974	Hamlin, Toronto... 31	6	32	4	1	.905	
Trinkle, Jersey City. 23	7	30	1	1	.974	Ananic, 19 N-13 T... 32	5	23	3	1	.903	
Gromek, Baltimore... 46	11	56	2	3	.971	Donnelly, Rochester.. 29	7	39	5	2	.902	
Hiller, Newark.... 25	19	46	2	1	.970	Roy, Rochester.... 18	6	21	3	0	.900	
DeForge, Montreal... 47	5	27	1	2	.970	Roxbury, Buffalo.... 31	6	12	2	0	.900	
Trotter, Rochester... 39	12	51	2	2	.969	Howell, Syracuse.... 28	10	42	6	1	.897	
Konstanty, Syracuse.. 29	22	36	2	4	.967	Van Slate, Baltimore 50	8	44	6	0	.897	
Gentry, Buffalo.... 40	19	66	3	3	.966	Sakas, Rochester.... 44	5	19	3	1	.889	
Dubiel, Newark.... 26	10	44	2	3	.964	Sima, Jersey City... 11	0	8	1	0	.889	
Schultz, Syracuse... 31	13	60	3	6	.961	Roscoe, Buffalo.... 31	7	33	4	0	.882	
Schmidt, Rochester.. 34	10	36	2	2	.958	Kress, Toronto.... 15	3	12	2	1	.882	
Hopper, Toronto.... 36	16	27	2	2	.956	Ott, Buffalo.... 29	4	16	3	0	.870	
Bartleson, Syracuse.. 28	9	34	2	0	.956	Collins, Montreal... 13	7	12	3	1	.864	
Sherer, Montreal.... 42	13	51	3	2	.955	Sunkel, 14 JC-8 Mt. 22	3	22	4	0	.862	
Parkhurst, Buffalo... 24	1	20	1	1	.955	Nelson, Syracuse... 16	1	5	1	1	.862	
Marlean, Newark.... 42	2	18	1	0	.952	Webb, Montreal.... 14	5	17	4	1	.846	
Strincevich, Toronto. 35	26	51	4	4	.951	Wargo, Rochester... 12	1	7	2	0	.800	
Chipman, Montreal.. 35	12	59	4	2	.947	Smoll, Baltimore... 24	5	10	4	1	.789	
Coombs, Jersey City. 21	2	34	2	2	.947	P. Page, Newark.... 17	3	4	2	0	.778	
Klieman, Baltimore.. 45	19	68	5	5	.946	Hewitt, Buffalo.... 10	0	2	1	0	.667	

## CATCHERS.

Name and Club	G.	P.O.	A.	E.	DP.	PB.	Pct.	Name and Club	G.	P.O.	A.	E.	DP.	PB.	Pct.
Crompton, Toronto....	89	355	52	6	7	7	.985	L. Rice, Syracuse....	64	224	43	7	5	1	.974
Dews, Montreal....	12	45	7	1	0	2	.981	Howell, Montreal....	103	395	77	14	7	10	.971
Garbark, Newark....	114	557	70	14	10	7	.978	Steiner, Jersey City.104	406	96	16	10	4	.969	
Williams, Toronto....	89	371	74	10	9	6	.978	D. Rice, Rochester.. 59	230	41	9	4	5	.968	
Becker, Baltimore... 76	367	34	9	6	6	.978	Hahn, 2 Sy-49 Bu... 51	184	22	7	3	3	.967		
Denning, Buffalo... 66	299	50	8	5	5	.978	Cronin, Newark.... 31	135	18	6	0	3	.962		
Castro, Montreal.... 34	105	28	3	3	2	.978	Fleitas, Jersey City. 53	185	37	10	0	5	.957		
Frost, Montreal.... 12	37	5	1	1	0	.977	Unser, Buffalo.... 43	166	36	9	4	7	.957		
Robinson, Newark... 17	71	11	2	0	0	.976	West, Syracuse.... 89	361	55	19	5	9	.956		
Pare, Baltimore.... 43	202	28	6	1	3	.975	Lollar, Baltimore... 12	53	6	3	0	3	.952		
Burmeister, Rochester.110	433	83	14	15	12	.974	McCarthy, Baltimore. 40	133	19	10	1	7	.938		

Triple plays—Williams, L. Rice.

CAUGHT STEALING BY CATCHER.

Catcher and Club.	Bases.	Stealing.	Pct.	Catcher and Club.	Bases.	Stealing.	Pct.
Stephenson, Jersey City...	0	3	1.000	Cronin, Newark .....	21	9	.300
Williams, Toronto.....	31	32	.508	Burmeister, Rochester ...	82	35	.299
Hartnett, Jersey City....	1	1	.500	Unser, Buffalo .....	32	13	.289
Castro, Montreal .....	12	11	.478	Dews, Montreal .....	14	4	.222
West, Syracuse .....	33	23	.411	Pare, Baltimore .....	36	10	.217
L. Rice, Syracuse.....	23	15	.395	Lollar, Baltimore .....	11	3	.214
Robinson, Newark .....	11	7	.389	McGarity, Baltimore ....	23	6	.207
D. Rice, Rochester.....	31	19	.380	Becker, Baltimore .....	52	13	.200
Denning, Buffalo .....	41	25	.379	Drescher, Newark .....	4	1	.200
Steiner, Jersey City.....	94	55	.369	Frost, Montreal .....	6	1	.143
Crompton, Toronto .....	37	21	.362	Hahn, Syracuse-Buffalo...	70	7	.091
Garbark, Newark .....	82	43	.344	Stockhauser, Baltimore....	2	0	.000
Howell, Montreal .....	64	30	.319	Badke, Montreal .....	2	0	.000
Fleitas, Jersey City .....	49	22	.310	Lorenz, Buffalo .....	4	0	.000

SEPARATE RECORDS OF PLAYERS WITH MORE THAN ONE CLUB DURING 1943 SEASON.  
INDIVIDUAL BATTING.

Name and Club.	G.	AB.	R.	H.	TB.	2B.	3B.	HR.	SH.	BB.	HP.	RBI.	SB.	SO.	Pct.
Ananicz, Newark .....	19	16	1	4	5	1	0	0	0	3	0	0	1	3	.250
Ananicz, Toronto .....	13	25	2	4	4	0	0	0	0	0	0	1	0	8	.160
Brack, Montreal .....	58	194	23	60	91	8	7	3	6	27	0	25	2	39	.309
Brack, Jersey City....	68	229	32	60	75	7	4	0	5	31	0	23	2	32	.262
Hahn, Buffalo .....	82	205	21	56	88	11	0	7	2	32	2	29	2	42	.273
Hahn, Syracuse .....	2	4	1	1	2	1	0	0	0	1	0	0	0	0	.250
McLeod, Baltimore ..	55	193	16	52	65	13	0	0	7	17	1	21	3	17	.269
McLeod, Newark .....	28	89	8	19	20	1	0	0	5	5	0	4	0	10	.213
Sunkel, Jersey City....	15	33	1	7	7	0	0	0	1	2	0	2	0	7	.212
Sunkel, Montreal ....	8	9	1	0	0	0	0	0	1	1	0	0	0	5	.000

PITCHERS' RECORDS.

Name and Club.	G.	W.	L.	Pct.	IP.	AB.	R.	H.	ER.	SH.	BB.	HB.	SO.	WP.	GS.	CG.	Sh.	O.	Avg.
Ananicz, Toronto....	13	3	2	.600	65	222	21	39	17	1	31	1	31	0	9	3	0	2.35	
Ananicz, Newark....	19	4	6	.400	57	200	25	48	23	8	45	0	25	2	8	3	0	3.63	
Sunkel, Jersey City..	14	5	6	.455	98	344	25	71	19	8	44	0	26	0	13	8	0	1.74	
Sunkel, Montreal....	8	2	3	.400	38	142	18	39	15	4	25	2	19	0	6	3	1	3.55	

RUNNERS CAUGHT STEALING.

- 1—BALTIMORE—Becker, Jones, Bell. BUFFALO—Rocco, McNair. JERSEY CITY—Maguire, McClure, Fleitas, Contini, Moss. MONTREAL—Macon, Bartley. NEWARK—Garbark, Crosby, Robinson, Hiller. ROCHESTER—Held, Burmeister, Martin, Mizerak, Timko, White, Bartolomei, Koval, Pinkston. SYRACUSE—Howell, Kelleher, Rice, Goldstein. TORONTO—Colman, Crompton, Kress, Strincevich.
- 2—BALTIMORE—Repass, Honochick, McGarity, Stelling, Tiedemann. BUFFALO—Hahn, Bero. JERSEY CITY—Howell, Small, Robinson, Mead. MONTREAL—Corriden, Mauch, Graham. NEWARK—Silvanic. ROCHESTER—Clay. SYRACUSE—Rodriguez, Phillips.
- 3—BALTIMORE—Mackiewicz. BUFFALO—Heller, Unser. JERSEY CITY—Hudson, Kerr. MONTREAL—Olmo, Campanis, Howell. NEWARK—Viers. SYRACUSE—Sauer. TORONTO—Gamble, Ripple, Kiner.
- 4—BALTIMORE—Sczpekowski. McLeod (2 with Newark). BUFFALO—Turchin. JERSEY CITY—Steiner, Drew. ROCHESTER—Mack, Naylor, Wargo, King, Alston. SYRACUSE—Mele. TORONTO—Van Robays, Letchas, Grudzis.
- 5—BUFFALO—Bengoechea, DeWeese. JERSEY CITY—Lockman, Torres, Reyes. MONTREAL—Kimball, Brack (2 with Jersey City), Ortiz. NEWARK—Rosenthal, Korte, Derry, Dwyer. ROCHESTER—Schoendienst, Barnes. TORONTO—Handley, Williams, Rubeling.
- 6—BALTIMORE—Staller. BUFFALO—Denning, Bejma. MONTREAL—Barnhart. NEWARK—Corbett. SYRACUSE—West, Rosen, DelSavio. TORONTO—Tyack, Zak.
- 7—BALTIMORE—Monaco. MONTREAL—Badke. SYRACUSE—Cazen.
- 8—NEWARK—Buzas.
- 9—BUFFALO—Smith, Outlaw. TORONTO—Davis.
- 13—NEWARK—Savage.
- 15—NEWARK—Levy. SYRACUSE—Harrington.

## PITCHERS IN TEN OR MORE GAMES, BASED ON LOWEST PERCENTAGE OF EARNED RUNS PER NINE-INNING GAME.

\*Throws left-handed. AB in the pitching record does not include sacrifices, bases on balls and hit batsmen.

Name and Club	G.	W.	L.	Pct.	IP.	AB.	R.	H.	ER.	SH.	BB.	HB.	SO.	WP.	GS.	CG.	Sh.	ER.	Avg.
Lynn Nelson, Syracuse.....	16	3	560	28	101	10	20	3	6	1	12	0	0	0	0	0	0	0	0.96
LOUIS POLLI, Jersey City.....	35	14	538	220	815	62	183	45	18	59	0	68	9	21	13	4	4	1.85	
Richard Conger, Toronto.....	22	11	647	156	583	47	130	34	14	47	4	72	1	16	13	0	1	1.85	
Tomas de la Cruz, Syracuse.....	36	21	656	276	1031	85	229	61	16	66	2	122	1	31	25	6	1	1.99	
Walter Dubiel, Newark.....	26	16	640	192	698	55	140	43	16	64	2	94	3	23	16	6	2	2.02	
Harry Shuman, Toronto.....	22	4	3	571	48	170	11	41	11	4	22	0	19	4	2	2	1	2.06	
Luke Hamlin, Toronto.....	31	21	8	724	297	841	72	186	54	17	46	0	108	2	29	19	8	2.14	
Ira Hutchinson, Rochester.....	37	17	1	607	265	988	86	256	65	23	91	10	88	5	32	21	5	2.21	
Thos. Sunkel, 14 Jersey City—8 Montreal*.....	22	7	9	438	136	486	43	110	34	12	69	2	45	0	19	11	1	2.25	
Arnold Carter, Syracuse.....	31	14	12	538	222	818	72	195	58	17	72	1	61	1	30	21	7	2.35	
Sylvester Donnelly, Rochester.....	29	17	8	680	191	688	62	138	51	12	116	4	134	3	26	15	5	2.40	
Frederick Schmidt, Rochester.....	34	13	10	565	201	762	82	191	54	15	84	2	99	0	21	14	1	2.42	
Nicholas Strinevitch, Toronto.....	35	15	7	682	233	874	90	203	64	16	47	7	113	1	29	16	6	2.47	
Raymond Coombs, Jersey City.....	21	10	9	526	151	574	50	155	42	15	32	2	46	3	19	16	2	2.50	
Horatio Bartleson, Syracuse.....	28	12	9	571	154	580	62	130	43	9	54	2	51	1	18	11	2	2.51	
Rouben Fischer, Jersey City.....	15	3	9	250	101	368	41	89	29	20	37	6	41	2	12	7	1	2.58	
William Trotter, Rochester.....	30	12	16	429	226	881	86	227	65	21	41	6	77	2	30	15	2	2.59	
Wesley Flowers, Montreal*.....	31	13	13	500	205	757	74	183	59	20	86	0	72	2	30	15	2	2.59	
Alfred Jarlett, Toronto.....	33	13	7	650	170	642	62	159	49	10	62	2	88	2	21	9	1	2.59	
William Schultz, Syracuse*.....	31	11	12	473	208	762	86	177	60	19	81	1	85	5	27	15	3	2.60	
James Hopper, Toronto.....	36	15	9	625	219	801	84	183	64	16	101	5	103	7	28	16	4	2.63	
Rufus Gentry, Buffalo.....	40	20	16	556	285	1051	105	227	84	13	143	8	37	27	7	1	1	2.65	
Frank Hiller, Newark.....	25	10	8	556	175	621	68	136	52	17	77	7	73	0	24	12	1	2.67	
Phillip Page, Newark*.....	17	1	1	560	27	105	10	28	8	3	9	0	14	0	0	0	0	2.67	
Ralph McCabe, Toronto.....	13	2	1	667	43	150	15	28	13	2	41	0	17	1	4	0	0	2.73	
Alfred Sherer, Montreal.....	42	15	14	517	225	826	81	192	69	16	63	2	82	1	29	18	2	2.76	
James Davis, Newark.....	31	13	11	542	198	737	68	178	61	16	99	6	107	3	24	13	2	2.77	
Charles Marleau, Newark.....	42	5	5	560	84	319	36	85	26	13	26	1	24	0	0	0	0	2.79	
Kemp Wicker, Rochester*.....	35	10	18	357	216	842	99	228	67	22	86	2	70	1	29	13	1	2.79	
Edward Killeman, Baltimore.....	45	23	11	676	276	1044	109	245	87	18	103	6	105	15	32	17	2	2.84	
Lloyd Dietz, Montreal.....	10	2	6	950	60	929	22	55	19	3	22	0	21	1	8	5	0	2.85	
Kenneth Trinkle, Jersey City.....	23	7	11	389	145	552	55	132	47	4	48	2	50	3	16	19	1	2.92	
Thos. Ananicz, 19 Newark—13 Toronto*.....	32	7	8	467	122	422	46	87	40	9	76	1	56	2	17	6	1	2.95	
Joseph Page, Newark*.....	28	14	5	737	186	697	69	132	63	12	119	5	140	5	23	16	3	3.05	
Robert Chipman, Montreal*.....	35	15	7	682	222	813	105	196	76	18	116	2	75	4	30	16	4	3.08	
Millard Howell, Syracuse.....	28	13	9	591	191	702	80	155	66	18	123	4	105	5	22	18	4	3.11	
Ralph Kress, Toronto.....	15	3	2	600	40	149	19	36	14	4	15	0	13	0	1	1	0	3.15	
Harold Gregg, Montreal.....	23	11	11	500	145	534	55	127	51	10	90	7	66	7	19	11	2	3.17	
William Volselle, Jersey City.....	40	10	21	323	238	894	123	224	84	31	114	2	124	6	32	19	5	3.18	
Floyd Glebbel, Buffalo.....	33	12	17	414	248	966	116	252	90	33	99	8	94	3	33	20	0	3.27	
Clyde Smoll, Baltimore*.....	24	5	5	500	120	476	62	121	44	3	44	2	52	7	18	5	1	3.30	
Louis Sakas, Rochester.....	44	3	3	500	92	374	63	91	34	14	43	2	22	0	2	1	0	3.33	
Stephen Gromek, Baltimore.....	46	16	13	552	261	983	109	240	97	27	69	4	188	4	29	21	5	3.34	



Name and Club	G.	W.	L.	Pct.	IP.	AB.	R.	H.	ER.	SH.	BB.	HB.	SO.	WP.	GS.	CG.	O.	Sh.	ER.
Casimir Konstanty, Syracuse.....	29	8	12	.400	166	612	74	144	63	14	72	1	45	3	21	14	3	3.42	
Joseph Roxbury, Buffalo.....	31	5	7	.417	109	404	59	94	42	12	81	6	35	4	8	3	0	3.47	
Bernard DeForge, Montreal.....	47	6	8	.429	154	578	78	135	60	14	67	0	68	5	5	3	0	3.51	
Gordon East, Jersey City.....	14	4	7	.364	95	384	53	106	37	6	38	1	49	5	13	6	3	3.51	
Lyle Parkhurst, Buffalo.....	24	0	3	.000	63	243	32	73	25	15	29	1	14	1	4	2	0	3.57	
Emerson Roser, Newark.....	28	12	10	.545	162	608	80	151	65	16	89	3	94	0	26	10	1	3.61	
William Webb, Montreal.....	14	5	4	.556	69	273	35	74	28	7	18	1	15	2	9	4	1	3.65	
Kenneth Holcombe, Newark.....	28	9	7	.563	160	595	72	134	65	8	97	3	84	4	20	9	0	3.66	
Joseph Sullivan, Toronto*.....	13	6	7	.462	91	341	44	78	37	5	30	3	27	1	12	4	0	3.66	
Burton Swift, Baltimore.....	48	8	11	.421	128	494	67	140	54	17	49	4	41	1	12	4	0	3.80	
George Bartley, Buffalo.....	19	6	8	.429	100	395	62	104	45	5	29	1	41	0	13	7	1	4.05	
Rolland Van Slate, Baltimore.....	50	13	17	.433	238	899	126	213	107	29	109	9	131	6	29	11	3	4.05	
Robert Wells, Jersey City.....	29	4	11	.267	128	511	83	137	59	15	66	3	43	3	15	11	2	4.15	
John Tising, Buffalo.....	43	13	20	.394	223	870	139	241	106	38	79	6	92	2	33	16	4	4.28	
Edward Spaulding, Montreal.....	26	4	5	.444	79	301	43	83	39	3	42	2	23	1	7	1	0	4.44	
Lloyd Brown, Toronto*.....	17	2	4	.333	28	105	25	36	14	3	17	0	11	0	2	1	1	4.50	
Paul Calvert, Baltimore.....	19	4	11	.267	87	362	60	104	44	4	40	1	38	3	16	6	1	4.55	
Elmer Burkart, Baltimore.....	33	3	9	.250	118	488	76	122	61	12	44	3	49	2	16	2	0	4.65	
Michael Koscoe, Buffalo.....	31	9	10	.474	140	552	87	164	73	16	57	1	37	2	20	7	1	4.69	
Albert Sims, Jersey City*.....	11	1	4	.200	46	177	24	50	24	3	22	1	11	0	6	4	1	4.70	
Albert Ott, Buffalo.....	29	1	3	.250	72	296	48	84	38	7	31	0	31	3	2	1	0	4.75	
Sterling Ecker, Baltimore.....	26	0	1	.000	44	176	32	48	25	8	22	0	19	2	0	0	0	5.11	
Wayne Collins, Montreal.....	13	2	2	.500	29	108	19	29	17	7	24	2	6	2	0	0	0	5.28	
James Blackburn, Syracuse.....	13	0	3	.000	39	152	26	40	23	3	20	3	11	0	2	0	0	5.31	
Paul Wargo, Rochester.....	12	0	2	.000	28	105	19	28	17	4	18	1	15	0	1	0	0	5.46	
Jean Roy, Rochester.....	18	2	8	.200	61	226	43	58	38	8	46	3	22	2	10	3	1	5.61	
Alvin Heuser, Baltimore.....	11	1	2	.333	37	159	32	55	26	2	10	2	9	0	4	2	1	6.32	
Murral Hewitt, Buffalo.....	10	0	1	.000	17	74	22	24	13	3	17	1	11	5	1	0	0	7.80	
John Fallon, Newark.....	16	0	6	.000	45	191	42	62	39	4	20	0	15	1	5	0	0	7.88	

Balks—Hopner, Hiller, Davis, Wicker, Trinkle, Konstanty, DeForge, Roser, Ecker and Blackburn, one.  
 Tiles—Gronke, Conger, Hutchinson, Sunkel, Strincevich, Schultz, Hiller, Kileman, Burkart, Macon, one.  
 No-Hit Games—Gentry, Buffalo (11 innings); Donnelly, Rochester; Dubiel, Newark (7 innings); Ananicz, Toronto (7 innings).  
 Shutout One Club Most Times—Hamlin, Toronto (Syracuse—5 times).

PITCHERS NOT OTHERWISE RATED.

Player and Club.	G.	W.	L.	Pct.	IP.	AB.	R.	H.	ER.	SH.	BB.	HB.	SO.	WP.	GS.	CG.	O.	Sh.	ER.
Player and Club.																			
Timothy Flori, Jersey City.....	3	0	2																
Grover Roper, Baltimore.....	3	0	0																
Clem Hausmann, Newark.....	2	1	0																
George Eyrich, Toronto.....	2	0	0																
Peter Kunis, Newark.....	2	0	0																
John Rager, Newark*.....	2	0	0																
Max Macon, Montreal*.....	2	0	0																
Alphonse Thomas, Baltimore.....	2	0	0																
John G. Farley, Baltimore.....	2	0	0																
John Lohrey, Syracuse.....	2	0	0																
Richard Kenworthy, Jersey City* 1	0	0	0																
George Bausewein, Jersey City* 1	0	0	0																
Player and Club.																			
Phillip Oates, Jersey City.....	1	0	0																
Leighton Kimball, Montreal.....	1	0	0																
Robert Miller, Newark.....	1	0	0																
James Conboy, Rochester.....	1	0	0																
Earl Naylor, Rochester.....	1	0	0																
Robert Vetter, Buffalo.....	1	0	0																
Victor Wertz, Buffalo.....	1	0	0																
Carl Barnhart, Montreal.....	1	0	0																
Carl Frost, Montreal.....	1	0	0																
Gerald Burmeister, Rochester.. 1	0	0	0																

\*Throws left-handed.

# Pacific Coast League


## Class AA



**ANDREW PAFKO**  
Leading Batter  
Los Angeles



**CLARENCE ROWLAND**  
League President  
Los Angeles, Calif.



**ALPHA BRAZLE**  
Leading Pitcher E.R.A.  
Sacramento

(Compiled by William M. McGee.)

### CHAMPIONSHIP WINNERS IN PREVIOUS YEARS.

1903—Los Angeles	.....	.630	1919—Vernon	.....	.613	1932—Portland	.....	.587
1904—Tacoma	.....	.580	1920—Vernon	.....	.556	1933—Los Angeles	.....	.609
1905—Tacoma	.....	.583	1921—Los Angeles	.....	.574	1934—Los Angeles	.....	.786
Los Angeles*	.....	.604	1922—San Francisco	.....	.638	Los Angeles	.....	.689
1906—Portland	.....	.657	1923—San Francisco	.....	.617	1935—Los Angeles	.....	.648
1907—Los Angeles	.....	.608	1924—Seattle	.....	.545	San Francisco*	.....	.608
1908—Los Angeles	.....	.585	1925—San Francisco	.....	.643	1936—Portland†	.....	.549
1909—San Francisco	.....	.623	1926—Los Angeles	.....	.599	1937—Sacramento	.....	.573
1910—Portland	.....	.567	1927—Oakland	.....	.615	San Diego (3rd)†	.....	.545
1911—Portland	.....	.589	1928—San Francisco*	.....	.630	1938—Los Angeles	.....	.590
1912—Oakland	.....	.591	Sacramento	.....	.626	Sacramento (3rd)†	.....	.537
1913—Portland	.....	.559	1929—Mission	.....	.643	1939—Seattle	.....	.580
1914—Portland	.....	.573	Hollywood*	.....	.592	Sacramento (4th)†	.....	.500
1915—San Francisco	.....	.570	1930—Los Angeles	.....	.576	1940—Seattle‡	.....	.629
1916—Los Angeles	.....	.601	Hollywood*	.....	.650	1941—Seattle‡	.....	.598
1917—San Francisco	.....	.561	1931—Hollywood	.....	.626	1942—Sacramento	.....	.590
1918—Vernon	.....	.569	San Francisco*	.....	.608	Seattle (3rd)†	.....	.539

\*Won split-season playoff. †Won 4-team playoff. ‡Won flag and 4-team playoff.

STANDING OF CLUBS AT CLOSE OF SEASON.

Club.	L. A.	S. F.	Sea.	Port.	Holly.	Oak.	S. D.	Sac.	W.	L.	Pct.
Los Angeles.....	..	10	15	15	20	17	16	17	110	45	.710
San Francisco.....	4	..	12	14	14	13	17	15	89	66	.574
Seattle.....	9	13	..	12	11	15	10	15	85	70	.548
Portland.....	10	10	9	..	11	12	10	17	79	76	.510
Hollywood.....	8	8	10	10	..	7	13	17	73	82	.471
Oakland.....	5	15	6	9	7	..	12	19	73	82	.471
San Diego.....	5	4	12	11	11	13	..	14	70	85	.455
Sacramento.....	4	6	6	5	8	5	7	..	41	114	.265

Playoff Series—Seattle defeated Los Angeles, four games to none; San Francisco defeated Portland, four games to two; San Francisco defeated Seattle, four games to two.

CLUB BATTING.

Club.	G.	AB.	R.	OR.	H.	TB.	2B.	3B.	HR.	SH.	SB.	LOB.	BB.	HB.	RBI.	SO.	Pct.
Los Angeles.....	157	5125	776	447	1441	2090	242	58	97	148	90	1021	418	19	702	390	.281
San Francisco.....	156	5123	633	541	1380	1754	196	56	22	129	48	1156	511	27	575	405	.269
Hollywood.....	158	5241	627	709	1402	1831	205	34	52	123	59	1165	433	32	573	473	.268
San Diego.....	157	5028	572	636	1334	1679	185	53	18	158	90	1052	395	29	512	472	.265
Portland.....	157	5161	612	521	1361	1820	258	30	47	155	29	1202	533	12	563	495	.264
Seattle.....	155	4990	529	567	1319	1608	184	30	15	131	134	1032	339	22	467	462	.264
Oakland.....	157	5105	570	631	1343	1668	216	29	17	133	77	1089	451	24	521	412	.263
Sacramento.....	155	4974	424	691	1239	1585	189	41	25	102	117	980	280	12	384	582	.249

INDIVIDUAL BATTING.

Fifteen or More Games.

Player and Club.	Bats	G.	AB.	R.	H.	TB.	2B.	3B.	HR.	SH.	SB.	BB.	HB.	SO.	RBI.	Pct.
Tincup, Frank, Seattle.....R	16	26	3	10	13	1	1	0	0	0	1	0	5	4	.385	
Rosenberg, Harry, San Francisco.R	26	94	11	34	40	4	1	0	3	0	8	0	2	18	.362	
PAFKO, ANDREW, Los An.....R	157	604	109	215	326	31	13	18	14	13	43	3	38	118	.356	
Herman, Floyd, Hollywood.....L	81	147	15	52	74	8	1	4	1	1	13	0	11	22	.354	
Dickshot, John, Hollywood.....R	158	583	100	205	285	31	5	13	2	9	77	5	47	99	.352	
Mallory, Elmer, Los Angeles....R	47	159	26	55	76	10	1	3	11	5	8	0	15	18	.346	
McDonald, George, San Diego....L	112	391	42	129	173	24	10	0	15	5	15	2	19	50	.330	
Searsella, Les, Oakland.....L	157	589	67	192	245	32	6	3	8	12	48	8	21	85	.326	
Metkovich, George, San Fran....L	71	268	43	87	124	12	8	3	3	4	27	4	22	38	.325	
English, Charles D., Los An....R	157	591	101	191	280	31	5	16	12	2	43	2	31	98	.323	
Gill, John, Portland.....L	121	393	62	127	185	38	7	2	2	61	0	65	60	.323		
Hughes, Roy, Los Angeles.....R	121	461	83	149	186	13	12	0	7	18	37	1	18	41	.323	
Detore, George, San Diego....R	73	187	26	60	77	12	1	1	1	35	1	16	29	.321		
Russell, Glen, Los Angeles....R	53	153	27	49	85	11	2	7	3	1	12	0	10	26	.320	
Steinbacher, Harry, San Fran....L	156	569	75	181	249	32	15	2	8	6	78	3	40	105	.318	
Dobbins, Joseph, Hol.-Sea....R	115	412	54	130	145	17	4	0	7	9	21	1	24	54	.316	
Mallho, Emil, Oakland.....L	155	598	100	188	247	37	8	2	4	13	84	6	25	46	.314	
Luby, Hugh, Oakland.....R	157	587	75	184	224	31	0	3	18	16	48	2	24	69	.313	
Uhalt, Bernard, San Francisco..L	136	512	78	160	200	15	11	1	19	17	64	6	28	47	.313	
Owen, Marvin, Portland.....R	73	260	27	80	96	12	2	0	5	1	19	0	14	32	.308	
Clements, Harry, Hollywood....R	156	612	90	187	226	23	8	0	24	12	24	6	36	51	.306	
Gabrielson, Leonard, Seattle....L	130	421	48	129	154	23	1	0	7	22	50	0	37	54	.306	
Enos, Will, San Francisco.....R	82	223	34	68	102	8	4	6	5	2	25	2	20	38	.305	
Wheeler, Edward, San Diego....R	133	493	83	150	191	18	7	3	17	14	29	1	42	32	.304	
Jones, Vernal L., Sacramento...R	129	477	44	145	194	25	6	4	11	9	18	0	46	37	.304	
Carnett, Edwin, Seattle.....L	121	403	44	121	147	12	4	2	9	21	13	9	32	28	.300	
Gyselman, Richard, Seattle....L	149	518	63	154	180	22	2	0	21	14	35	2	45	49	.297	
Epperly, A. P., San Francisco..L	38	64	14	19	25	4	1	0	2	0	3	1	13	10	.297	
Holm, William, Los Angeles....R	97	271	39	79	102	11	3	2	10	4	36	3	24	28	.292	
Moore, John F., Los Angeles....L	81	217	22	63	79	11	1	1	4	1	20	0	3	31	.290	
Lewis, Kermit, San Francisco....R	15	52	7	15	19	1	0	1	0	0	8	0	9	11	.288	
Petersen, Charles, San Fran....R	139	510	73	146	167	17	2	0	26	5	36	0	27	49	.286	
Joyce, Robert E., San Francisco.R	37	98	9	28	32	4	0	0	6	1	4	0	11	11	.286	
Barton, Lawrence, Portland.....L	145	499	74	142	211	28	4	11	12	3	74	6	51	72	.285	
Moran, Cyril, Hollywood.....R	156	592	70	168	213	27	3	4	16	10	34	2	29	64	.284	
Patchett, Harold R., San Diego..L	141	522	63	148	193	12	15	1	16	25	32	1	13	49	.284	
Knickerbocker, Billy, Hollywood.R	68	236	19	67	82	13	1	0	4	1	21	2	17	26	.284	
Dasso, Frank, San Diego.....R	33	67	7	19	25	3	0	1	2	0	6	1	12	6	.284	
Osborne, Wayne, Portland.....L	17	46	3	13	16	3	0	0	6	0	3	0	4	5	.283	
Ostrowski, John T., Los Angeles.R	143	472	76	133	231	23	6	21	10	7	40	1	109	82	.282	
Sueme, Hal, Seattle.....R	134	398	45	112	147	29	0	2	7	3	34	2	25	49	.281	
Ballinger, Del, San Diego.....L	59	135	12	38	51	5	1	2	3	3	3	6	2	15	.281	
Thompson, Rupert, Portland....L	148	524	78	147	182	25	2	2	14	2	102	1	33	35	.280	
Yunker, Roy, Hollywood.....R	132	414	60	116	178	17	3	13	2	0	49	4	48	67	.280	
Raimondi, William, Oakland....R	132	430	58	119	138	14	1	1	6	7	31	2	17	41	.277	

Player and Club.	Bats	G.	AB.	R.	H.	TB.	2B.	3B.	HR.	SH.	SB.	BB.	HB.	SO.	RBI.	Pct.
Christopher, Lloyd, Seattle.....R		49	137	28	38	60	6	2	4	8	6	19	1	10	15	.277
Harris, Spencer, Portland.....L		117	366	59	101	150	27	2	6	16	1	63	0	35	44	.276
Schuster, William C., Los An...R		157	618	117	170	239	42	6	5	7	16	65	2	30	67	.275
Burnett, Oral E., Sacramento...R		145	552	57	152	199	21	4	6	7	32	20	0	42	43	.275
Salkeld, William F., San Diego..L		111	309	32	85	117	18	4	2	5	3	52	4	24	47	.275
Byerly, Eldred W., Sacramento..R		46	109	5	30	36	6	0	0	0	6	0	0	16	5	.275
Hensley, Fred, Sacramento.....R		133	434	35	119	152	20	5	1	11	0	36	2	63	44	.274
Holder, Brooks, Hollywood.....L		149	543	83	148	203	27	5	6	15	12	77	5	15	62	.273
Calvey, Jack, San Diego.....R		149	534	69	145	171	16	5	0	15	19	36	4	52	54	.272
Mullen, Ford, Seattle.....L		110	426	57	116	133	17	0	0	6	17	29	1	30	31	.272
Petersen, Earl M., Sacramento..R		98	278	24	75	116	14	6	5	3	3	30	1	49	34	.270
Morgan, George D., San Diego...R		71	152	13	41	51	6	2	0	10	2	4	0	19	16	.270
Gullic, Tedd, Portland.....R		142	513	77	138	220	25	3	17	12	5	44	2	34	82	.269
Kavanaugh, Eugene G., Sac....R		141	485	34	129	159	23	2	1	10	16	29	1	51	40	.266
Matheson, William, Seattle.....R		152	548	67	145	203	28	6	6	10	16	44	0	54	67	.265
Lowe, Walter, San Diego.....R		144	499	54	132	161	17	3	2	16	1	31	1	39	55	.265
Floyd, Les, Portland.....R		116	440	56	116	146	26	2	0	17	5	24	1	17	32	.264
Bell, Fern L., Oakland.....R		147	529	44	139	185	29	4	3	6	10	37	1	41	72	.263
Malone, Edward R., Sacramento.R		117	359	28	94	123	18	4	1	6	5	18	1	22	28	.262
Ogrodowski, Ambrose, San Fran.R		80	248	23	65	71	4	1	0	6	0	24	0	9	22	.262
Wilson, Jack, Portland.....R		27	69	8	18	24	3	0	1	3	0	2	0	8	4	.261
Easterwood, Roy, Portland.....R		21	77	5	20	28	3	1	1	0	0	7	0	16	9	.260
Richardson, Kenneth, Hollywood.R		111	310	41	80	117	15	2	6	5	4	40	1	38	43	.258
Gudat, Marvin, Hol.-San Diego.L		128	407	47	104	120	14	1	0	15	8	30	0	15	26	.256
Garriott, Cecil, Los Angeles...B		98	286	43	73	122	15	2	10	7	11	38	0	30	47	.255
King, Lynn, Seattle.....L		73	263	26	67	68	1	0	0	4	6	24	1	10	14	.255
Jensen, John H., San Diego....R		49	153	26	39	58	10	0	3	4	1	21	1	10	21	.255
O'Neill, John, Portland.....R		124	453	34	115	131	12	2	0	16	3	21	1	27	49	.254
Roy, Jean, Sacramento.....R		27	59	3	15	16	1	0	0	0	0	3	0	7	3	.254
Lotz, John, Oakland.....R		32	72	4	18	20	2	0	0	5	1	4	0	14	10	.250
Elliott, Glenn, Seattle.....B		27	40	5	10	10	0	0	0	2	0	3	0	12	5	.250
Brazle, Alpha, Sacramento.....L		23	60	4	15	21	2	2	0	3	0	0	0	4	2	.250
Paul, Erwin, San Francisco.....R		64	173	18	43	52	9	0	0	5	2	15	1	21	11	.249
Rogers, Stanley, Portland.....R		150	551	46	136	179	28	3	3	15	5	44	0	48	52	.247
Suhr, August, San Francisco...L		149	527	60	130	172	25	7	1	4	1	81	1	39	65	.247
Adams, Edward, Portland.....R		98	299	28	74	99	17	1	3	10	0	39	1	42	34	.247
Brenzler, William, Hollywood...R		88	271	18	67	79	6	0	2	6	0	17	1	17	26	.247
Caulfield, John, Oakland.....R		152	537	47	132	153	17	2	0	12	4	24	1	51	42	.246
Young, Del, San Francisco.....B		150	549	59	135	179	28	2	4	8	0	36	1	30	56	.246
Gray, Stanley, Seattle.....L		52	130	9	32	36	2	1	0	4	3	9	0	9	12	.246
Chelini, Italo, Oakland.....B		34	53	5	13	15	2	0	0	5	0	2	0	4	0	.245
Seats, Thomas E., San Fran...R		34	86	6	21	28	4	0	1	1	0	4	1	16	6	.244
Vias, Manuel, Sacramento.....R		108	346	38	84	103	13	3	0	9	6	24	0	24	24	.243
Rosenlund, Chester, S. Fr.-Oak.R		103	374	48	91	106	9	3	0	14	1	35	1	27	34	.243
Abbott, Morrison, San Diego...R		85	247	14	60	72	9	0	1	3	3	35	2	34	27	.243
Brillheart, James B., San Diego.L		35	70	7	17	19	2	0	0	6	0	5	0	12	5	.243
Lawrence, William, Seattle....R		80	256	17	62	74	6	3	0	6	1	5	0	17	17	.242
Hooper, Logan, San Francisco...L		76	188	31	45	57	5	2	1	7	0	17	1	22	16	.240
Stromme, Floyd, Oakland.....R		18	25	1	6	6	0	0	0	0	1	0	0	5	4	.240
Adair, James, Hol.-San Fran...R		94	301	29	72	86	10	2	0	8	2	22	0	19	36	.239
Land, Harry M., Los Angeles...R		27	92	15	22	26	2	1	0	4	2	8	0	5	9	.239
Kats, William, Seattle.....R		80	227	21	54	68	6	4	0	1	9	11	2	20	22	.238
Quinn, Wellington, L. Angeles..R		157	572	65	135	204	30	8	11	11	10	32	4	46	80	.236
Ramsey, Bill, Sacramento.....R		110	379	44	89	107	14	2	0	7	23	19	1	54	21	.235
Hill, James, Hollywood.....R		62	157	14	36	42	3	0	1	3	2	8	0	40	9	.229
Sarni, Bill, Los Angeles.....R		33	83	8	19	26	0	2	1	1	0	13	1	12	9	.229
Baker, Oren, Los Angeles.....R		32	35	5	8	11	1	1	0	4	0	1	0	10	4	.229
Creeden, Cornelius, Hollywood..R		23	70	8	16	23	4	0	1	1	0	4	1	5	8	.229
Jewell, James, Seattle.....R		70	197	13	45	59	7	2	1	9	3	13	0	21	12	.228
Caillieux, Alfred, San Diego...R		67	185	22	42	44	2	0	0	4	2	16	1	22	13	.227
Angle, Jack, Sacramento.....R		148	512	50	115	150	16	5	3	8	14	34	3	58	48	.225
Derincenzi, Jack, Oakland.....R		129	426	42	96	132	17	2	5	11	5	54	0	44	54	.225
Pippen, Henry, Oakland.....R		41	98	8	22	22	0	0	0	6	0	4	0	10	6	.224
Cole, Dick, Sacramento.....R		26	76	3	17	19	1	0	0	4	0	1	0	14	0	.224
Molina, Joseph F., Sacramento..R		75	211	12	47	55	5	0	1	2	1	8	0	11	12	.223
Harrell, Raymond, San Fran...R		37	81	9	18	21	3	0	0	9	1	6	1	14	9	.222
Davis, Thomas, Hollywood.....R		103	362	25	80	94	8	0	2	6	3	10	0	42	37	.221
Trower, Donald, San Francisco..R		64	263	34	58	73	9	0	2	7	5	21	2	21	18	.221
Shea, Mervyn, Portland.....R		41	86	5	19	21	2	0	0	3	1	15	0	8	9	.221
Suytar, Charles E., Sacramento..R		56	168	9	37	42	3	1	0	0	0	14	0	25	10	.220
Wright, Albert, San Francisco...R		18	59	4	13	16	1	1	0	1	0	5	0	5	5	.220
Speece, Byron, Seattle.....R		28	64	3	14	14	0	0	0	2	0	1	0	19	7	.219
Whipple, Jack, San Diego.....R		64	225	22	49	63	5	3	1	5	2	11	2	24	25	.218



Player and Club.	Bats	G.	AB.	R.	H.	TB.	2B.	3B.	HR.	SH.	SB.	BB.	HB.	SO.	RBI.	Pct.
Gibson, Sam, San Francisco.....L		20	42	3	9	9	0	0	0	3	0	1	0	2	4	.214
Herring, William, Portland.....R		29	47	6	10	11	1	0	0	2	0	2	0	5	3	.213
Sprinz, Joseph, San Francisco...R		92	298	21	63	72	7	1	0	2	3	26	2	14	22	.211
Shone, Frank, Portland.....R		24	57	5	12	15	1	1	0	0	0	4	0	11	7	.211
Buxton, Ralph, Oakland.....R		30	57	3	12	14	2	0	0	8	0	1	0	15	3	.211
Estes, Louis D., San Diego.....R		53	115	9	24	29	3	1	0	0	0	13	1	20	11	.209
Jumonville, George, Sacramento..R		75	241	20	50	67	8	0	3	5	3	14	3	39	27	.207
Lilly, Arthur, Hollywood.....L		65	189	22	38	45	3	2	0	4	4	19	2	21	10	.206
Mallory, Garman, Los Angeles...R		36	59	7	12	15	3	0	0	4	0	4	0	17	4	.203
Liska, Adolph, Portland.....R		32	94	6	19	20	1	0	0	10	1	3	0	13	8	.202
Steiner, Melvin, San Diego.....R		36	90	8	18	20	2	0	0	2	1	7	0	16	10	.200
Gehrman, Paul, Los Angeles.....R		35	85	5	17	19	2	0	0	9	0	0	0	8	15	.200
Hoffman, Harold, Port.-Seattle..R		27	50	8	10	12	2	0	0	0	1	4	0	13	5	.200
Yelovic, John, Seattle.....R		20	5	0	1	2	1	0	0	1	0	1	0	2	0	.200
Cook, Earl, Portland.....R		38	46	0	9	9	0	0	0	4	0	1	0	2	1	.196
Cecil, Rex, San Diego.....R		22	46	3	9	9	0	0	0	3	0	0	0	6	4	.196
Pieretti, Marino, Portland.....R		37	41	4	8	9	1	0	0	3	0	3	0	3	4	.195
Thomas, William, Hollywood.....R		52	78	4	15	16	1	0	0	7	0	2	0	4	3	.192
Demoran, Joseph, Seattle.....B		55	110	4	21	22	1	0	0	2	0	12	0	12	8	.191
Vergez, John, Oakland.....R		75	244	27	46	56	10	0	0	10	5	32	1	30	16	.189
Fernandes, Edward P., Los An..B		30	53	2	10	11	1	0	0	1	0	11	1	10	4	.189
Jonas, Pete, Seattle.....L		40	80	5	15	15	0	0	0	4	1	3	0	7	5	.188
Escalante, Earl, Port.-Holly...L		33	32	2	6	7	1	0	0	3	0	1	0	8	4	.187
Gonzales, Joseph, Oakland.....L		84	202	19	37	49	6	3	0	5	3	20	1	35	21	.183
Blanton, Cy, Hollywood.....R		25	55	2	10	11	1	0	0	3	0	0	0	12	2	.182
Schanz, Charley, San Diego.....R		47	105	10	19	27	5	0	1	7	0	7	1	38	6	.181
Erautt, Edward, Hollywood.....R		20	39	1	7	7	0	0	0	2	0	0	0	1	9	.179
Leonard, Wilfred, Oakland.....R		55	119	7	20	22	2	0	0	5	0	15	0	7	8	.168
Krueger, William, Portland.....R		36	66	9	11	12	1	0	0	0	0	6	0	19	2	.167
Root, Charles, Hollywood.....R		26	60	4	10	15	1	2	0	1	0	6	0	18	7	.167
Fitzke, Bob, Sacramento.....R		23	18	1	3	3	0	0	0	0	0	1	0	3	0	.167
Lien, Alfred, San Francisco.....L		34	63	6	10	10	0	0	0	2	0	10	0	21	1	.159
Joiner, Roy, Hollywood.....L		32	51	6	8	10	2	0	0	5	0	7	1	10	2	.157
Coscarart, Joseph, Seattle.....R		19	59	4	9	10	1	0	0	4	2	3	0	5	5	.152
Phipps, Jodie, Los Angeles.....R		33	80	7	12	12	0	0	0	5	0	1	0	17	5	.150
Cohen, Syd, Portland.....B		23	60	5	9	10	1	0	0	2	0	1	0	3	3	.150
Turpin, Harold, Seattle.....L		19	40	4	6	7	1	0	0	4	0	2	0	3	2	.150
Lynn, J. M., Los Angeles.....R		39	87	7	13	13	0	0	0	5	0	2	0	12	7	.149
DiBiasi, Vince, Oakland.....R		29	48	7	7	8	1	0	0	1	0	6	0	8	2	.146
Dilbeck, Rex, San Diego.....R		21	41	1	6	6	0	0	0	0	0	1	0	8	0	.146
Buzolich, Anthony, San Fran...R		21	7	0	1	1	0	0	0	0	0	0	0	4	0	.143
Fischer, Carl, Seattle.....R		15	30	0	4	4	0	0	0	6	0	0	1	7	0	.133
Johnson, Chet, San Diego.....L		36	85	8	11	14	3	0	0	6	0	9	0	25	6	.129
Raffensberger, Kenneth, Los An..R		35	79	7	10	18	5	0	1	11	0	2	1	36	5	.127
Dreisewerd Clement J., Sac....L		42	74	6	9	9	0	0	0	3	0	5	0	19	3	.122
Johnson, Syl., Seattle.....R		21	33	1	4	4	0	0	0	3	0	1	0	9	2	.121
Orrell, Joseph, Portland.....R		22	59	1	7	7	0	0	0	2	0	2	0	17	2	.119
Smith, Ronald, Hollywood.....L		43	52	6	6	6	0	0	0	5	0	3	0	9	0	.115
Buonarigo, Nick, Seattle.....R		39	69	2	7	8	1	0	0	3	0	5	1	21	2	.101
Robinson, Henry, Hollywood...R		17	20	0	2	2	0	0	0	0	0	0	0	3	1	.100
Chappel, Earl, San Diego.....R		15	10	0	1	1	0	0	0	1	0	1	0	2	1	.100
Merkle, Warren B., San Diego..R		23	11	1	1	1	0	0	0	0	0	0	0	1	1	.091
Pintar, John, Sacramento.....R		42	68	2	6	6	0	0	0	5	0	3	0	18	2	.088
McLaughlin, Patrick, Hollywood R		47	24	2	2	3	1	0	0	2	0	1	0	4	0	.083
Kleinke, Norbert, Oakland.....R		33	27	1	2	3	1	0	0	1	0	3	0	11	2	.074
Osborn, Donald E., Los Angeles.R		30	32	2	1	1	0	0	0	5	0	0	0	5	1	.031
Pillette, Herman, Sacramento...R		28	4	0	0	0	0	0	0	0	0	1	0	2	0	.000
Ballou, Win, San Francisco.....R		16	1	0	0	0	0	0	0	0	0	0	0	1	0	.000

\*Bats lefthanded.

LESS THAN FIFTEEN GAMES.

Player and Club.	G.	AB.	H.	Pct.	Player and Club.	G.	AB.	H.	Pct.
Penner, Kenneth W., Sac.....3	1	1	1	1.000	Lamanski, Frank, San Diego*..8	4	1	1	.250
McCarty, J., San Diego.....1	2	2	1	1.000	Jones, Earl, Oakland*.....13	31	7	4	.226
Watson, Emmett, Seattle.....4	2	1	.500	Pulford, Burt D., Hollywood...7	9	2	.222		
Redmond, Jack, Portland.....6	25	10	.400	Dawson, Hubert, Hollywood...4	5	1	.200		
Mooty, Jake T., Los Angeles...5	5	2	.400	Kittle, Hubert M., Oakland...14	21	4	.190		
Entwisle, Thomas, Portland...8	15	5	.333	Babich, John, Seattle.....8	12	2	.167		
Gilday, James, Seattle.....6	6	2	.333	Phalen, Dan, Sacramento....3	6	1	.167		
Messery, Russell, Hollywood...6	10	3	.300	Martin, Joe, San Diego.....13	13	2	.154		
Raimondi, Walter, Oakland...11	27	8	.296	Helser, Royal, Portland*....10	20	3	.150		
Miles, Dee, San Francisco*....8	31	8	.258	Thomas, Fay, Port.-Hollywood .4	7	1	.143		
Anderson, Carl, Portland.....12	20	5	.250	Frost, Robert, Hollywood.....7	15	2	.133		



Player and Club.	G.	AB.	H.	Pct.	Player and Club.	G.	AB.	H.	Pct.
LeGault, Steve, Sacramento...	13	23	3	.130	Militar, Robert, Seattle.....	6	4	0	.000
MacFayden, Jas., Sacramento...	14	8	1	.125	Parsons, Rudolph, San Fran....	6	4	0	.000
Fischer, Clyde C., Sacramento...	14	8	1	.125	Hille, Daniel, Hollywood*.....	5	1	0	.000
Latshaw, Bob, Los Angeles....	30	3	3	.100	Johnson, John, San Francisco*	4	1	0	.000
Hawkins, Frank, Seattle.....	5	11	1	.091	Miller, Jack, Hollywood.....	4	0	0	.000
Furnaro, Vince, Seattle.....	9	29	2	.069	Moore, Robert, Hollywood.....	4	0	0	.000
Olsen, Albert W., San Diego..	9	16	1	.063	Nystrom, Alvin, Hollywood....	4	0	0	.000
Polly, Henry, Sacramento.....	11	18	1	.056	Zaby, Paul, Oakland.....	3	0	0	.000
Werte, William, San Francisco.	13	18	1	.056	Nunes, Melvin, Portland.....	1	1	0	.000
Marshall, John, Seattle.....	11	11	0	.000	Pontarelli, Michael, Los Angeles	1	1	0	.000
Durst, Cedric M., San Diego*..	10	7	0	.000	Sheridan, Nell, San Francisco..	1	1	0	.000
Darrow, George, Oakland*.....	9	8	0	.000	Snyder, Donald, Seattle.....	1	1	0	.000
Knudson, Earl, Hollywood.....	8	2	0	.000					

## CLUB FIELDING.

Club.	G.	P.O.	A.	E.	DP.	PB.	Pct.	Club.	G.	P.O.	A.	E.	DP.	PB.	Pct.
Los Angeles...	157	4024	1813	134	140	12	.978	Oakland .....	157	4018	1800	194	123	8	.968
Portland .....	157	4054	1894	181	143	10	.970	San Diego.....	157	4187	1776	204	124	11	.967
Seattle .....	155	3954	1769	183	148	2	.969	San Francisco.	156	4031	1848	210	102	8	.966
Hollywood .....	158	4004	1815	193	144	7	.968	Sacramento ...	155	3862	1817	239	147	7	.960

## INDIVIDUAL FIELDING.

Ten or More Games.

## FIRST BASEMEN.

Player and Club.	G.	P.O.	A.	E.	DP.	Pct.	Player and Club.	G.	P.O.	A.	E.	DP.	Pct.
Gullic, Portland .....	11	86	5	0	11	1.000	Barton, Portland .....	142	1342	93	15	109	.990
McDonald, S. Diego..	104	920	50	4	70	.996	Lowe, San Diego....	54	466	46	5	34	.990
Suytar, Sacramento ..	49	412	21	3	33	.993	Gabrielson, Seattle	128	1151	60	13	106	.989
Scarsella, Oakland ..	157	1329	124	11	111	.992	Petersen, Sacramento.	12	91	1	1	6	.989
Suhr, San Francisco..	149	1459	56	14	87	.991	Moran, Hollywood ..	156	1466	60	20	124	.987
Quinn, Los Angeles..	148	1365	75	13	122	.991	Jewell, Seattle .....	26	204	7	3	14	.986
Angle, Sacramento ..	104	932	56	9	88	.991							

## SECOND BASEMEN.

Hughes, Los Angeles..	118	309	341	8	55	.988	Petersen, San Fran...	58	146	152	9	23	.971
Luby, Oakland .....	157	508	365	16	81	.982	Rogers, Portland ...	85	242	251	16	57	.969
Adair, Holly.-S. Fr..	18	55	47	2	11	.981	Richardson, Hollywood	49	124	130	8	34	.969
Coscarart, Seattle ...	19	44	45	2	10	.978	E. Mallory, Los Ang.	42	99	113	8	32	.964
Mullen, Seattle .....	102	247	260	12	64	.977	Caliteaux, San Diego.	27	55	52	4	10	.964
Morgan, San Diego....	40	89	79	4	17	.977	Wheeler, San Diego..	108	264	285	25	52	.956
Gray, Seattle .....	19	32	48	2	10	.975	Lilly, Hollywood ...	50	137	117	12	27	.955
Floyd, Portland .....	77	239	215	13	40	.972	Jewell, Seattle .....	22	43	60	5	7	.954
Young, San Francisco.	72	190	202	11	40	.972	Angle, Sacramento ...	25	62	53	6	13	.950
Knickerbocker, Holly.	62	153	161	9	45	.972	Jones, Sacramento ...	129	348	359	44	83	.941

## THIRD BASEMEN.

Rogers, Portland ...	65	72	120	6	13	.970	English, Los Angeles.	157	137	283	27	25	.940
Wheeler, San Diego..	21	17	42	2	3	.967	Lowe, San Diego.....	55	53	105	11	13	.935
Clements, Hollywood.	155	154	415	21	34	.965	Petersen, San Fran...	55	52	125	13	6	.932
Gyselman, Seattle ...	149	186	365	21	40	.963	Hensley, Sacramento ..	69	50	152	15	20	.931
Rosenlund, S. F.-Oak.	101	108	229	13	19	.963	Gullic, Portland .....	12	11	26	3	4	.925
Owen, Portland .....	68	72	145	9	10	.960	Paul, San Francisco..	47	37	102	16	10	.897
Caliteaux, San Diego.	32	30	55	4	2	.955	Estes, San Diego.....	44	36	89	15	6	.893
Vergez, Oakland .....	57	64	153	11	14	.952	Enos, San Francisco..	50	41	110	22	5	.874
Krueger, Portland ...	16	10	20	2	1	.951	Wright, San Francisco	15	12	37	9	2	.845
Jumonville, Sac. ....	68	81	185	16	19	.943	Gray, Seattle .....	10	2	13	3	0	.833

## SHORTSTOPS.

Floyd, Portland .....	37	71	121	8	25	.960	Dobbins, Holly.-Sea...	110	195	309	38	65	.930
Shuster, Los Angeles.	157	361	555	43	109	.955	Davis, Hollywood ...	99	171	310	36	60	.930
Jewell, Seattle .....	10	19	22	2	8	.954	Burnett, Sacramento ..	137	260	416	56	78	.924
Adair, Holly.-S. Fran.	68	108	225	17	35	.951	Cole, Sacramento .....	17	23	46	6	8	.920
O'Neill, Portland .....	122	211	379	35	66	.944	Gray, Seattle .....	12	18	32	5	1	.909
Young, San Francisco	76	143	255	25	22	.942	Caulfield, Oakland ...	152	262	451	76	60	.904
Trower, San Francisco	64	143	222	23	32	.941	Krueger, Portland ...	11	12	21	4	1	.891
Calvey, San Diego...147	265	456	52	67	.933								

## OUTFIELDERS.

Carnett, Seattle .....	95	239	6	0	1	1.000	Matheson, Seattle ...	141	301	14	3	4	.991
Petersen, San Fran...	16	35	3	0	0	1.000	Moore, Los Angeles...	59	101	1	1	1	.990
Angle, Sacramento ...	13	31	2	0	1	1.000	Ostrowski, Los An...	142	265	14	3	4	.989
Shone, Portland .....	11	19	1	0	0	1.000	Devincenzi, Oakland .	122	241	16	3	7	.988

OUTFIELDERS—Continued.

Player and Club.	G.	P.O.	A.	E.	DP.	Pct.	Player and Club.	G.	P.O.	A.	E.	DP.	Pct.
Gariott, Los Angeles	92	168	3	2	2	.988	Petersen, Sacramento	13	34	1	1	0	.972
Bell, Oakland	143	348	10	5	2	.987	Molina, Sacramento	58	94	8	3	2	.971
Uhalt, San Francisco	134	386	9	6	4	.985	Thompson, Portland	144	295	22	10	0	.970
Richardson, Holly.	36	62	3	1	1	.985	Hensley, Sacramento	63	124	6	4	0	.970
Gullic, Portland	113	295	11	5	6	.984	Steiner, San Diego	34	59	2	2	0	.968
Steinbacher, San Fr.	156	274	12	5	1	.983	Gill, Portland	108	192	16	7	1	.967
Gudat, Holly.-S. D.	117	225	7	4	1	.983	Gonzales, Oakland	53	86	1	3	1	.967
Christopher, Seattle	43	107	2	2	1	.982	Enos, San Francisco	11	30	1	1	0	.967
Rosenberg, San Fran.	26	51	0	1	0	.981	Kavanaugh, Sac.	125	267	6	10	3	.965
Mailho, Oakland	154	429	14	9	1	.980	Vias, Sacramento	95	196	12	8	2	.963
Metkovich, San Fran.	63	135	11	3	0	.980	Herman, Hollywood	19	24	2	1	0	.963
Ramsey, Sacramento	107	233	11	5	3	.980	Dickshot, Hollywood	157	375	9	16	0	.960
Yunker, Hollywood	86	134	3	3	1	.979	Whipple, San Diego	62	107	6	5	1	.958
Jensen, San Diego	42	92	2	2	1	.979	Lowe, San Diego	37	63	6	3	3	.958
King, Seattle	71	165	2	4	0	.977	Hooper, San Fran.	46	88	1	4	0	.957
Pafko, Los Angeles	157	351	14	9	1	.976	Harris, Portland	106	168	7	10	3	.946
Holder, Hollywood	147	423	10	11	2	.975	Kats, Seattle	67	134	4	8	1	.945
Russell, Los Angeles	40	75	4	2	2	.975	Abbott, San Diego	78	114	5	7	0	.944
Lawrence, Seattle	74	176	5	5	2	.973	Lewis, San Francisco	15	26	2	2	0	.933
Patchett, San Diego	140	341	9	10	1	.972	Creeden, Hollywood	17	27	0	2	0	.931

PITCHERS.

McLaughlin, Holly.	47	2	27	0	1	1.000	G. Mallory, Los Ang.	34	5	51	2	1	.966
Dreiserwerd, Sac.	42	7	35	0	2	1.000	Seats, San Francisco	32	5	52	2	0	.966
Gehrman, Los Angeles	35	14	40	0	1	1.000	Liska, Portland	32	8	44	2	1	.963
Root, Hollywood	25	3	26	0	3	1.000	Brillheart, San Diego	33	9	42	2	0	.962
Merkle, San Diego	23	1	8	0	0	1.000	Epperly, San Fran.	26	7	44	2	1	.962
Cohen, Portland	22	9	48	0	4	1.000	Byerly, Sacramento	34	8	64	3	3	.960
Dilbeck, San Diego	21	3	35	0	2	1.000	Wilson, Portland	27	7	41	2	1	.960
Johnson, Seattle	21	5	14	0	0	1.000	DiBiasi, Oakland	29	9	35	2	3	.957
Orrell, Portland	22	7	35	0	2	1.000	Johnson, San Diego	35	10	49	3	3	.952
Chappel, San Diego	19	2	15	0	2	1.000	LeGault, Sacramento	12	2	18	1	0	.952
Ballou, San Francisco	16	0	3	0	0	1.000	Phipps, Los Angeles	33	6	50	3	2	.951
Kittle, Oakland	14	2	16	0	0	1.000	Osborn, Los Angeles	30	7	30	2	2	.949
Fischer, Sacramento	13	2	2	0	0	1.000	Jones, Oakland	13	6	12	1	0	.947
Marshall, Seattle	11	3	17	0	0	1.000	Osborne, Portland	16	6	27	2	1	.943
Polly, Sacramento	10	4	18	0	0	1.000	Fitzke, Sacramento	23	1	15	1	1	.941
Darrow, Oakland	10	1	10	0	0	1.000	Joyce, San Francisco	34	17	75	6	7	.939
Demoran, Seattle	35	14	86	1	4	.990	Speece, Seattle	27	5	26	2	2	.939
Lynn, Los Angeles	36	17	60	1	1	.987	Pieretti, Portland	37	6	45	4	3	.927
Brazle, Sacramento	23	9	40	1	1	.980	Pintar, Sacramento	42	9	40	4	1	.925
Chelini, Oakland	31	10	37	1	1	.979	Stromme, Oakland	18	4	20	2	0	.923
Lien, San Francisco	34	3	42	1	3	.978	Elliot, Seattle	24	3	32	3	1	.921
Jonas, Seattle	31	9	35	1	4	.978	Herring, Portland	24	5	30	3	0	.921
Joiner, Hollywood	32	4	39	1	1	.977	Harrell, San Fran.	37	8	55	6	1	.913
Schanz, San Diego	43	13	69	2	1	.976	MacFayden, Sac.	15	0	10	1	1	.909
Cook, Portland	38	4	34	1	1	.974	Dasso, San Diego	27	3	36	4	1	.907
Pippen, Oakland	36	26	49	2	3	.974	Fischer, Seattle	15	2	24	3	2	.897
Lotz, Oakland	33	26	47	2	2	.973	Yelovic, Seattle	20	3	14	2	0	.895
Escalante, Port.-Hol.	28	8	28	1	2	.973	Cecil, San Diego	20	2	21	3	0	.885
Erautt, Hollywood	20	3	32	1	1	.972	Babich, Seattle	8	1	14	2	0	.882
Carnett, Seattle	11	6	29	1	2	.972	Smith, Hollywood	43	4	24	4	0	.875
Turpin, Seattle	14	8	26	1	1	.971	Kleinke, Oakland	33	9	18	4	2	.871
Baker, Los Angeles	33	2	29	1	0	.969	Buzolich, San Fran.	21	1	12	2	0	.867
Raffensberger, L. A.	35	10	32	1	7	.968	W. Thomas, Holly.	51	7	50	9	4	.864
Roy, Sacramento	12	3	26	2	1	.968	Blanton, Hollywood	24	2	31	6	2	.846
Buxton, Oakland	29	11	47	2	1	.967	Pillette, Sacramento	28	1	15	3	0	.842
Gibson, San Fran.	20	4	25	1	2	.967							

CATCHERS.

Player and Club.	G.	P.O.	A.	E.	DP.	PB.	Pct.	Player and Club.	G.	P.O.	A.	E.	DP.	PB.	Pct.
Holm, Los Ang.	93	343	57	0	5	5	1.000	Ogrodowski, S.F.	76	246	36	7	2	6	.976
Yunker, Hol.	32	110	10	1	0	1	.992	Raimondi, Oak.	120	417	90	14	9	3	.973
Fernandes, L. A.	21	71	8	1	0	0	.988	Hill, Hollywood	48	140	39	5	1	2	.973
Sueme, Seattle	132	399	71	6	9	1	.987	Detore, San Diego	48	215	26	8	4	1	.968
Brenzel, Holly.	85	267	44	4	5	4	.987	Malone, Sac.	101	314	70	13	10	6	.967
Sprinz, San Fran.	85	299	59	5	3	2	.986	Petersen, Sac.	63	206	59	9	5	1	.967
Ballinger, S. D.	32	111	23	2	3	3	.985	Shea, Portland	32	108	32	5	0	1	.966
Land, Los An.	25	99	15	2	0	2	.983	Eastwood, Port.	21	90	10	4	2	0	.962
Sarni, Los An.	33	114	23	3	2	5	.979	Hoffman, Pt.-Se.	25	55	10	3	1	2	.956
Salkeld, S. Diego	90	377	69	10	9	7	.978	Leonard, Oakland	49	111	29	8	4	5	.946
Adams, Portland	98	340	59	10	5	5	.976	Buonarigo, Seattle	34	69	13	6	1	0	.932

## PITCHERS' RECORDS.

Forty-five or More Innings.

Player and Club.	Thrs.	G.	CG.	W.	L.	Pct.	IP.	AB.	R.	IL.	ER.	SH.	BB.	HB.	SO.	WT.	SG.	ERA.
BRAZILE, ALPHA, Sacramento.....	L	22	14	11	8	.579	160	585	58	131	30	13	60	6	69	4	3	1.60
Liska, Adolph, Portland.....	R	32	23	17	11	.607	254	963	76	243	56	17	31	4	122	0	7	1.98
Raffensberger, Kenneth, Los Angeles.....	L	35	24	19	11	.633	244	921	65	228	58	16	53	1	134	1	4	2.14
Jones, Earl, Oakland.....	L	13	7	5	6	.455	91	317	26	63	22	4	47	1	39	0	3	2.17
LeGault, Steve, Sacramento.....	R	12	6	3	6	.333	69	247	20	57	17	9	29	0	20	0	2	2.22
Orrell, Joseph, Portland.....	R	22	14	8	11	.421	170	614	53	151	44	19	61	1	90	1	2	2.33
Joyce, Robert E., San Francisco.....	R	34	26	20	12	.625	259	986	84	248	70	14	37	0	75	6	5	2.43
Gehrman, Paul, Los Angeles.....	R	35	19	20	7	.741	226	852	69	223	61	10	49	2	80	1	4	2.43
Gibson, Samuel, San Francisco.....	R	20	7	6	5	.545	125	469	41	122	34	12	27	3	34	2	1	2.45
Lynn, J. M., Los Angeles.....	R	36	25	21	8	.724	248	913	77	218	68	14	64	6	110	5	5	2.47
Seats, Thomas E., San Francisco.....	L	32	16	14	11	.560	229	908	88	243	63	22	41	2	75	2	2	2.48
Osborne, Wayne, Portland.....	R	16	10	9	5	.643	127	486	44	129	35	13	39	0	35	2	0	2.48
Beyerl, Eldred W., Sacramento.....	R	34	26	9	21	.300	246	915	89	219	68	20	91	3	98	3	2	2.49
Johnson, Svi., Seattle.....	R	21	8	8	7	.533	104	386	34	87	29	11	7	1	38	0	2	2.51
Lien, Alfred, San Francisco.....	L	34	15	13	12	.520	222	822	74	192	63	25	39	3	76	3	2	2.55
Demoran, Joseph, Seattle.....	R	33	24	16	15	.516	256	983	90	265	73	24	73	5	66	3	1	2.57
Osborn, Donald E., Los Angeles.....	R	30	0	10	1	.909	102	389	41	105	30	12	29	0	30	1	0	2.55
Blanton, Cy., Hollywood.....	R	24	8	9	9	.500	150	567	65	150	45	17	43	0	70	3	0	2.70
Fischer, Carl, Seattle.....	L	15	10	10	3	.769	103	392	32	103	31	10	36	1	36	1	1	2.71
Klittie, Hubert M., Oakland.....	R	14	1	2	1	.667	59	220	30	56	18	5	22	3	30	0	0	2.74
Wilson, Jack, Portland.....	R	27	15	8	10	.444	183	713	66	183	56	11	52	0	76	4	1	2.75
Buxton, Ralph, Oakland.....	R	29	13	11	11	.500	183	676	72	169	56	27	51	2	92	4	4	2.75
Dasso, Frank, San Diego.....	R	27	14	12	8	.600	177	673	60	170	54	13	93	0	154	6	4	2.75
Speece, Byron, Seattle.....	R	27	15	13	9	.591	175	655	66	167	55	12	41	1	54	1	1	2.84
Baker, Oren, Los Angeles.....	R	33	3	10	3	.769	111	415	49	98	35	11	18	0	34	0	1	2.84
Cecil, Rex, San Diego.....	R	20	13	8	10	.444	137	510	60	125	44	8	51	2	81	4	2	2.89
Turpin, Harold, Seattle.....	R	14	10	7	6	.538	106	424	45	111	34	8	17	3	25	0	2	2.89
Herring, William, Portland.....	R	24	6	8	5	.615	121	469	50	128	39	10	41	1	44	5	0	2.90
Jonas, Pete, Seattle.....	R	31	13	12	14	.462	193	717	75	172	64	11	78	4	78	4	2	2.98
Pippen, Henry, Oakland.....	R	36	26	20	15	.571	270	1051	109	273	91	12	69	4	56	4	3	3.03
Phipps, Jodie, Los Angeles.....	R	33	17	17	5	.773	202	767	72	197	68	7	69	5	80	3	4	3.03
Pieretti, Marino, Portland.....	R	37	6	8	11	.421	135	479	65	117	46	22	50	3	55	4	1	3.07
Mallory, Garman, Los Angeles.....	R	34	14	11	8	.579	192	726	66	184	66	10	47	2	81	3	4	3.08
Root, Charles, Hollywood.....	R	25	15	15	5	.750	166	639	63	170	57	12	28	5	70	0	2	3.09
Carnett, Edwin, Seattle.....	L	11	6	4	4	.500	63	236	33	62	22	9	22	0	18	3	1	3.14
Cohen, Syd., Portland.....	L	22	12	10	8	.556	154	581	64	162	54	16	31	4	40	0	4	3.16
Harrell, Raymond, San Francisco.....	R	37	19	17	16	.515	241	931	97	242	85	20	74	1	106	4	5	3.17
Schanz, Charley, San Diego.....	R	44	28	17	18	.486	276	1041	138	251	99	15	130	6	137	6	2	3.23
Johnson, Chet., San Diego.....	L	35	18	14	16	.467	242	932	108	256	88	27	97	8	106	5	2	3.27

PITCHERS' RECORDS—Continued.

Player and Club.	Thrs.	G.	CG.	W.	L.	Pct.	IP.	AB.	R.	H.	ER.	SH.	BB.	HB.	SO.	WP.	SG.	ERA.
Eraut, Edward, Hollywood.....	R	20	8	5	9	.357	115	419	48	110	42	15	40	2	33	2	1	3.29
Tineup, Frank, Seattle.....	R	6	5	4	2	.667	48	172	18	42	18	6	10	1	14	0	1	3.37
Epperly, A. P., San Francisco.....	R	26	13	16	5	.762	166	642	73	175	64	12	45	1	60	5	4	3.47
Brillheart, James B., San Diego.....	R	33	14	9	14	.391	213	802	94	220	83	28	99	5	53	3	2	3.51
Dilbeck, Rex, San Diego.....	L	21	9	7	9	.438	118	465	55	131	46	8	24	2	37	1	1	3.57
Escalante, Earl, Portland-Hollywod.....	R	28	3	5	8	.385	106	408	52	111	42	13	44	0	29	0	1	3.57
Chelini, Italo, Oakland.....	L	31	11	12	7	.632	147	555	79	162	60	11	30	1	26	1	4	3.67
Lotz, John, Oakland.....	R	33	13	11	16	.407	216	838	105	224	90	17	73	4	42	1	1	3.75
Cook, Earl, Portland.....	R	38	8	5	12	.294	148	584	84	291	63	19	51	0	42	3	1	3.83
Elliott, Glen, Seattle.....	L	24	8	6	7	.462	136	537	82	152	58	15	41	3	36	6	3	3.84
Dreisewerd, Clement J., Sacramento.....	L	42	16	9	20	.314	236	960	121	287	102	18	37	2	65	2	5	3.89
Thomas, William, Hollywood.....	R	52	13	11	21	.344	249	996	137	294	108	27	66	3	78	1	3	3.90
Smith, Ronald, Hollywood.....	R	44	6	12	9	.571	168	653	97	180	73	12	62	1	68	5	1	3.91
Olsen, Albert W., San Diego.....	L	9	2	2	4	.333	50	207	27	61	23	4	8	2	7	0	0	4.14
DiBlasi, Vincent, Oakland.....	R	29	9	7	11	.389	154	583	76	167	71	13	73	1	70	8	2	4.15
McLaughlin, Patrick, Hollywood.....	R	47	1	4	5	.444	113	440	71	128	53	13	49	4	23	1	0	4.22
Kleinke, Norbert, Oakland.....	R	33	2	1	10	.091	106	419	64	128	52	12	45	0	34	3	1	4.41
Stromme, Floyd, Oakland.....	R	18	2	2	2	.500	73	276	41	78	36	7	37	2	31	1	0	4.44
Polly, Henry, Sacramento.....	R	10	1	1	7	.125	58	228	28	71	29	3	22	0	21	2	0	4.50
Pintar, John, Sacramento.....	R	42	13	5	27	.156	221	863	143	271	115	30	57	4	63	5	2	4.69
Roy, Jean, Sacramento.....	R	12	6	1	8	.111	73	274	44	84	39	10	44	0	29	5	0	4.81
Joiner, Roy, Hollywood.....	L	32	10	11	11	.500	174	712	110	223	102	18	56	2	50	2	0	5.28
Fitzke, Bob, Sacramento.....	R	23	3	0	8	.000	70	295	62	98	43	10	26	3	9	4	0	5.53
Merkle, Warren B., San Diego.....	R	23	1	0	2	.000	49	215	47	71	33	3	19	1	16	3	0	6.06

Balks—Joiner 2, Buxton, Byerly, Chelini, Demoran, Pippen, Raffensberger, Seats, 1 each.

\* Balls left-handed.


Wen and Lost Records of Pitchers in Less Than 45 Innings.

Player and Club.	Thrs.	G.	IP.	W.	L.	Pct.	Thrs.	G.	IP.	W.	L.	Pct.	
Pullford, Bert D., Hollywood.....	R	7	25	2	0	1.000	Pilliette, Herman, Sacramento.....	R	28	41	2	3	.400
Scarsella, Les., Oakland.....	L	1	9	1	0	1.000	Werte, William, San Francisco.....	L	9	26	1	2	.333
Leonard, William, Portland.....	R	1	7	1	0	1.000	MacFayden, James, Sacramento.....	R	15	35	0	1	.000
Krueger, William, Portland.....	R	1	5	1	0	1.000	Fisher, Clyde C., Sacramento.....	R	13	30	0	1	.000
Yelovic, John, Seattle.....	R	20	43	2	1	.667	Parsons, Rudolph, San Francisco.....	R	6	15	0	1	.000
Heiser, Royal, Portland.....	L	3	23	2	1	.667	Jumonville, George, Sacramento.....	R	5	26	0	2	.000
Shone, Frank, Portland.....	L	6	14	2	1	.667	Burnett, Ora E., Sacramento.....	R	2	12	0	2	.000
Babich, John, Seattle.....	R	8	40	3	2	.600	Chappel, Earl, San Diego.....	R	19	41	0	3	.000
Mooty, Jake T., Los Angeles.....	R	5	16	2	2	.500	Messery, Russell, Hollywood.....	R	6	28	0	3	.000
Buzolich, Anthony, San Francisco.....	R	21	43	1	1	.500	Darrow, George, Oakland.....	L	9	26	0	3	.000
Lamanski, Frank, San Diego.....	L	8	20	1	1	.500	Thomas, Fay, Portland-Hollywod.....	R	5	20	0	3	.000
Baltou, Win, San Francisco.....	R	16	16	1	1	.500							

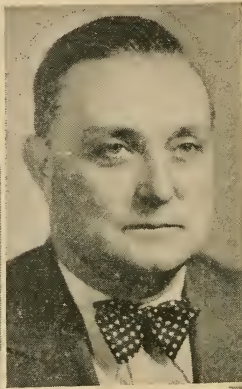


# Southern Association

## Class A-1



EDWARD SAUER  
Leading Batter  
Nashville



W. G. (BILLY) EVANS  
League President  
Memphis, Tenn.



ED LOPAT  
Leading Pitcher E.R.A.  
Little Rock

(Compiled by Howe News Bureau, Chicago, Ill.)

### CHAMPIONSHIP WINNERS IN PREVIOUS YEARS.

1885—Atlanta .....	.659	1905—New Orleans .....	.651	1927—New Orleans .....	.627
1886—Atlanta .....	.696	1906—Birmingham .....	.652	1928—Birmingham .....	.647
1887—New Orleans .....	.652	1907—Atlanta .....	.591	1929—Birmingham .....	.608
1888—Birmingham .....	.627	1908—Nashville .....	.573	1930—Memphis .....	.641
1889—New Orleans .....	.818	1909—Atlanta .....	.640	1931—Birmingham .....	.638
New Orleans .....	.871	1910—New Orleans .....	.621	1932—Chattanooga .....	.658
1890-1891—Did not operate.		1911—New Orleans .....	.591	1933—Memphis .....	.649
1892—Chattanooga .....	.634	New Orleans* .....	.603	New Orleans* .....	.610
Birmingham .....	.732	1912—Birmingham .....	.625	Nashville .....	.572
1893—Augusta .....	.721	1913—Atlanta .....	.591	1934—New Orleans† .....	.605
Macon .....	.750	1914—Birmingham .....	.683	Nashville .....	.614
1894—Memphis .....	.702	1915—New Orleans .....	.591	1935—Atlanta† .....	.614
1895—Atlanta .....	.654	1916—Nashville .....	.609	1936—Atlanta .....	.614
1896—New Orleans .....	.686	1917—Atlanta .....	.637	Birmingham (3rd) ‡ ..	.539
1897—Did not operate.		1918—New Orleans .....	.700	1937—Little Rock† .....	.638
1898—Augusta .....	.741	1919—Atlanta .....	.616	1938—Atlanta† .....	.595
1899—Mobile .....	.600	1920—Little Rock .....	.599	1939—Chattanooga .....	.567
1900—Did not operate.		1921—Memphis .....	.680	Nashville (3rd) ‡ ..	.555
1901—Nashville .....	.634	1922—Mobile .....	.638	1940—Nashville† .....	.682
1902—Nashville .....	.658	1923—New Orleans .....	.610	1941—Atlanta .....	.643
1903—Memphis .....	.584	1924—Memphis .....	.680	Nashville (2nd) ‡ ..	.542
1904—Memphis .....	.600	1925—Atlanta .....	.565	1942—Little Rock .....	.596
		1926—New Orleans .....	.656	Nashville (2nd) ‡ ..	.563

\*Won split-season playoff. †Won championship and 4-team cup series. ‡Won cup series.



STANDING OF CLUBS.

FIRST HALF.					SECOND HALF.				
Club.	W.	L.	T.	Pct.	Club.	W.	L.	T.	Pct.
Nashville	49	26	0	.653	New Orleans	40	22	0	.645
Little Rock	37	33	0	.529	Little Rock	41	29	0	.588
New Orleans	38	36	0	.514	Nashville	34	29	0	.540
Atlanta	36	35	2	.507	Knoxville	37	32	0	.536
Birmingham	39	38	2	.506	Montgomery	36	37	0	.493
Montgomery	33	33	1	.500	Memphis	32	37	0	.464
Knoxville	28	39	2	.418	Birmingham	24	38	0	.387
Memphis	24	44	1	.353	Atlanta	24	44	0	.353

Playoff—Nashville defeated New Orleans, four games to one.

CLUB BATTING.

Club.	G.	AB.	R.	OR.	H.	TB.	2B.	3B.	HR.	SH.	SB.	CS.	LOB.	Pct.
Nashville	138	4795	875	678	1481	1979	287	47	39	52	76	34	1138	.309
Little Rock	140	4804	750	615	1468	1854	228	55	16	75	69	31	1131	.306
New Orleans	136	4521	689	630	1330	1774	190	73	36	140	88	13	1003	.294
Knoxville	138	4608	701	782	1305	1824	210	48	71	70	44	12	986	.283
Montgomery	140	4595	692	662	1302	1672	183	53	27	86	87	39	1046	.283
Birmingham	141	4679	655	718	1316	1754	203	62	37	120	103	42	1148	.281
Atlanta	141	4473	620	739	1300	1705	195	60	30	68	51	20	1030	.274
Memphis	138	4411	543	701	1173	1533	213	48	17	92	67	40	977	.266

INDIVIDUAL BATTING

Ten or More Games.

Player and Club.	Bats	G.	AB.	R.	H.	TB.	2B.	3B.	HR.	SH.	SB.	CS.	Pct.
Vettorel, Don, Memphis	R	18	47	6	20	25	2	0	1	0	0	0	.426
Churchill, Robert L., Nashville	L	18	36	9	14	18	4	0	0	2	0	1	.389
Lawing, Garland F., Birmingham	R	24	83	16	31	47	5	4	1	2	3	1	.373
SAUER, EDWARD, Nashville	R	136	543	113	200	297	51	8	10	0	30	9	.368
Fox, Howard, Birmingham	R	53	87	16	32	38	4	1	0	5	1	0	.368
Sloan, Bruce, Little Rock	L	89	312	59	114	151	27	2	2	4	2	4	.365
Fausett, Robert S., Little Rock	L	140	567	92	205	263	26	13	2	3	23	6	.362
Finley, Robert E., Knoxville	R	63	233	36	84	117	17	2	4	2	0	0	.361
Platt, Mizell, Nashville	R	92	383	74	137	202	33	10	4	1	3	2	.358
McGhee, William, Little Rock	L	139	572	99	204	244	26	7	0	6	9	7	.357
Bolling, Jack E., New Orleans	L	106	426	78	151	206	35	4	4	12	17	1	.354
Elko, Peter, Nashville	R	134	512	93	178	222	32	6	0	5	6	4	.348
Hawley, Charles, Little Rock	R	25	46	10	16	16	0	0	0	0	1	0	.348
Ringhofer, Walter W., Nashville	B	62	134	15	46	53	5	1	0	0	0	1	.343
Mihalic, John, Nashville	R	62	197	41	67	85	18	0	0	2	0	0	.340
Cortes, Rene S., Atlanta	R	29	47	11	16	20	2	1	0	1	0	0	.340
Brewster, Charles L., Nashville	R	15	62	18	21	33	6	3	0	0	5	1	.339
Goldstein, Leslie E., Birmingham	L	56	202	27	68	104	13	7	3	1	9	2	.337
Sipek, Richard, Birmingham	L	74	253	37	85	117	12	7	2	7	3	1	.336
Mauldin, Marshall R., Atlanta	R	126	504	82	168	223	27	5	6	8	3	2	.333
Gillenwater, Carden, N. Orleans	R	109	393	64	131	176	21	3	6	11	9	3	.333
Douglas, David H., New Orleans	L	129	477	61	158	192	16	9	0	11	6	3	.331
Gilbert, Charles M., Nashville	L	122	463	91	152	218	31	7	7	3	6	2	.328
Monteagudo, Rene, Montgomery	L	131	432	67	141	186	28	4	3	5	3	1	.326
Lopat (ynski), Edmund, Lit. Rock	L	67	166	25	54	72	9	3	1	3	0	0	.325
Doolittle, Warland E., Lit. Rock	R	33	102	17	33	42	3	3	0	2	2	2	.324
Thaxton, William, Birmingham	L	127	458	67	148	176	16	6	0	9	18	9	.323
Roberts, Charles E., Montgomery	R	135	514	108	165	225	29	11	3	5	25	8	.321
Seeds, Robert, Little Rock	R	122	443	78	142	188	29	4	3	3	5	4	.321
Torres, Gilberto, Montgomery	R	81	196	27	63	81	13	1	1	3	4	1	.321
Deal, F. Lindsey, Atlanta	L	129	460	74	147	220	24	11	9	1	1	0	.320
Benning, Joseph, Knoxville	L	118	438	66	140	182	26	5	2	4	3	3	.320
Cronic, Guin A., Atlanta	L	22	25	3	8	13	0	1	1	0	0	0	.320
Aderholt, Morris W., Montgomery	L	140	520	79	166	220	27	6	5	7	22	9	.319
Cantrell, Ben Howard, Little Rock	R	138	535	82	170	227	30	9	3	4	4	1	.318
Hicks, Melvin L., Nashville	L	111	431	87	137	206	21	3	14	1	4	1	.318
Langley, J. D., Montgomery	L	27	57	8	18	25	5	1	0	1	0	0	.316
Stone, Vernon, Birmingham	R	19	38	2	12	14	2	0	0	1	0	0	.316
Hart, William W., New Orleans	R	133	492	85	155	256	28	14	15	14	11	0	.315
Rambert, Elmer D., Atlanta	R	50	137	17	43	58	1	4	2	1	3	1	.314
Ankenman, Fred N., New Orleans	R	84	358	65	112	159	17	5	0	7	7	1	.313
Vosheski, Edmund, Knoxville	L	21	16	2	5	7	0	1	0	1	0	0	.313
Kvasnak, Alexander, Montgomery	R	17	77	19	24	34	3	2	1	0	2	3	.312
McElreath, Allen, 4 L., R.-118 Mps.L	L	122	415	63	129	193	36	5	6	5	14	4	.311
Hamrick, Raymond B., Nashville	R	106	468	87	145	172	21	3	0	3	11	7	.310

Player and Club.	Bats	G.	AB.	R.	H.	TB.	2B.	3B.	HR.	SH.	SB.	CS.	Pct.
Treadway, T. Leon, Atlanta.....L	108	432	73	134	182	20	11	2	6	14	2	310	
Sanner, Roy Dale, New Orleans....L	38	71	8	22	23	1	0	0	2	0	0	310	
Hughes, Harry, Atlanta.....L	128	434	68	133	165	20	3	2	12	3	1	307	
Chapman, Calvin L., Nashville....L	118	431	86	132	171	23	5	2	0	6	4	306	
Dawson, Hubert L., Memphis.....R	17	62	14	19	25	6	0	0	0	0	1	306	
Polly, Nicholas, Birmingham.....R	121	411	90	125	194	34	4	9	9	3	5	304	
Nance, Eugene, Memphis.....R	54	191	24	58	77	15	2	0	3	2	0	304	
Seminick, Andrew, Knoxville.....R	133	429	80	130	207	15	7	16	10	3	2	303	
McCall, Robert L., Nashville.....L	52	66	13	20	26	3	0	1	0	1	0	303	
Doyle, Carl, Knoxville.....R	15	10	1	3	4	1	0	0	1	0	0	300	
Dantonio, John J., New Orleans...R	41	107	12	32	36	4	0	0	1	0	0	299	
Hausmann, George, New Orleans...R	136	517	101	154	196	15	12	1	23	15	3	298	
Piet(rzak), Frank, Knoxville.....R	131	480	68	143	191	32	2	4	3	3	1	298	
Dunn, Cecil A., Knoxville.....R	126	474	85	140	234	25	6	19	6	1	0	295	
Simononis, Alphonsus J., N. O's..R	127	459	75	135	210	15	15	10	7	12	1	294	
Frye, John J., Montgomery.....L	121	435	73	128	197	21	6	12	8	5	7	294	
Veverka, Frank, Memphis.....L	56	153	15	45	58	3	5	0	1	0	1	294	
Chozen, Myer K., Little Rock....R	140	549	80	161	187	20	3	0	14	7	2	293	
Veazey, Norman J., Montgomery...R	126	459	65	134	165	14	7	1	9	5	3	292	
Urban, Michael A., Knoxville....R	82	291	46	85	90	5	0	0	2	2	0	292	
Hancock, Fred, Little Rock.....R	134	543	111	158	206	27	6	3	2	12	3	291	
Walsh, James, 84 Birm.-45 Mont..L	129	457	76	133	209	28	6	12	6	13	1	291	
Roberts, E. Sidel, Knoxville.....L	80	278	47	81	108	13	4	2	8	2	0	291	
Martin, Paul, Memphis.....L	36	127	18	37	53	6	2	2	0	0	1	291	
Campbell, William G., Memphis...L	28	55	9	16	19	1	1	0	2	0	0	291	
Bowers, Grover, Memphis.....L	80	259	27	75	98	13	2	2	2	3	3	290	
Conway, John W., Birmingham...R	43	162	27	47	59	7	1	1	4	2	2	290	
Aleno, Charles, Birmingham.....R	136	494	70	143	178	19	5	2	9	7	4	289	
Gray (Weisner), Peter, Memphis...L	126	453	56	131	160	7	6	0	16	13	11	289	
Olson, Marvin, Montgomery.....R	112	384	65	110	118	8	0	0	4	9	3	286	
Kerksieck, Wayman, Little Rock..R	20	42	2	12	12	0	0	0	1	0	0	286	
Lapibuska, Andrew, Birmingham..L	23	35	6	10	13	1	1	0	0	0	0	286	
Riddle, John, Birmingham.....R	92	257	20	73	78	5	0	0	7	2	1	284	
Collins, Steve, Knoxville.....R	78	293	47	83	104	19	1	0	4	5	0	283	
Flick, Lewis, Knoxville.....L	21	92	11	26	38	3	3	1	1	1	0	283	
Cozart, Charles R., Atlanta.....L	43	97	9	27	34	5	1	0	1	1	0	278	
Lady, Ben, Birmingham.....L	28	54	6	15	21	3	0	1	0	0	0	278	
McBryde, Garrett V., Knoxville...L	113	430	70	119	176	21	3	10	5	14	2	277	
Kramer, William S., Memphis...L	24	83	6	23	31	1	2	1	1	1	2	277	
Beeler, Jodie, Birmingham.....R	141	518	70	143	186	29	4	2	14	17	4	276	
Bolton, W. Clifton, L. Rock.....L	79	255	32	70	92	12	2	2	6	1	0	275	
Dews, Robert P., Atlanta.....R	85	277	33	76	101	14	4	1	1	2	0	274	
Usher, Robert R., Birmingham...R	129	479	69	131	171	12	11	2	10	18	6	273	
McClure, James C., Memphis.....L	25	48	1	13	13	0	0	0	3	1	0	271	
Connors, Mervin, Memphis.....R	72	230	29	62	97	22	2	3	0	6	3	270	
Lewis, William H., Knoxville....R	59	111	19	30	38	3	1	1	2	0	0	270	
Cummings, John A., New Orleans..R	72	160	25	43	58	9	3	1	0	3	2	269	
Kelley, Harry, Memphis.....R	31	56	6	15	15	0	0	0	0	0	0	268	
Hartsfield, Roy T., Atlanta.....R	136	502	62	133	157	17	2	1	6	11	4	265	
Matthews, James A., Knoxville...R	132	453	66	120	191	19	8	12	4	5	0	265	
Smith, David L., Montgomery....L	115	423	69	112	135	13	5	0	18	7	2	265	
Ignasiak, Edwin, Memphis.....B	55	181	22	48	73	15	5	0	6	1	2	265	
Motto, George, Atlanta.....R	23	87	10	23	23	0	0	0	1	0	0	264	
Gunnells, Luther, Memphis.....R	117	376	61	99	121	11	4	1	13	15	5	263	
O'Neil, George M., Memphis.....R	87	247	25	65	77	10	1	0	6	1	0	263	
Massey, John, Birmingham.....R	28	80	9	21	26	5	0	0	2	1	0	263	
Glock, Charles F., Atlanta.....L	105	367	51	96	135	13	7	4	7	4	2	262	
Chatham, Charles L., Memphis...R	133	470	68	122	152	17	5	1	14	7	1	260	
Roth, Roy Russell, Little Rock...R	32	97	7	25	27	2	0	0	2	1	0	258	
Walls, Boyd H., Atlanta.....R	36	94	10	24	26	2	0	0	2	1	0	255	
Todhunter, George, Atlanta.....R	33	118	15	30	39	5	2	0	1	3	2	254	
Warchol, Steve, Knoxville.....R	41	83	11	21	23	2	0	0	2	0	0	253	
Kreitner, Albert J., Nashville...L	110	335	42	83	97	14	0	0	7	1	1	248	
Hooks, Alexander M., New Orleans..L	32	105	14	26	33	7	0	0	3	0	0	248	
Lane, Wilmer, Montgomery.....R	105	349	30	86	96	6	2	0	5	1	0	246	
Mills, August J., New Orleans....R	44	130	16	32	42	4	3	0	4	1	0	246	
Wright, Albert E., Memphis.....R	15	49	4	12	15	3	0	0	0	0	1	245	
Busby, Paul M., Knoxville.....L	40	161	19	39	49	4	3	0	3	4	2	242	
Viers, Raymond O., Atlanta.....R	77	291	42	70	89	13	3	0	4	3	3	241	
Corriden, John M., New Orleans...B	38	87	12	21	26	3	1	0	5	4	1	241	
Smith, Fred R., Birmingham....L	101	243	27	58	71	9	2	0	10	3	0	239	
Smith, Albert E., Atlanta.....R	96	320	23	76	101	20	1	1	3	2	1	238	
Walker, T. Roy, Memphis.....R	37	63	11	15	15	0	0	0	1	0	0	238	



Players in Less Than Ten Games.

Player and Club.	Bats.	G.	AB.	H.	Pct.	Player and Club.	Bats.	G.	AB.	H.	Pct.
Beal, Robert, Memphis....	5	21	10		.476	Muttli, Nicholas, Birm'ham.R	5	10	1		.100
Thomason, W. H., Atlanta..R	5	5	2		.400	Douglas, Joseph, Memphis..R	3	10	1		.100
Mauney, Richard, Atlanta..R	3	9	3		.333	Matthewson, Dale, Knox'le.R	9	17	1		.059
Stockwell, Walter, N. O'ns..L	3	9	3		.333	Duncan, John, Memphis...R	5	8	0		.000
Stentworth, Richard, Birm..R	2	6	2		.333	McDonald, W., Memphis...R	4	8	0		.000
Stromme, Floyd, Atlanta...R	5	3	1		.333	Pride, Jewell, Lit. Rock...R	7	6	0		.000
Deem, Peter J, Nashville..R	8	25	8		.320	Schultze, W., New Orleans.L	4	5	0		.000
Eaves, Vallie, Montgomery..R	3	7	2		.286	Spragins, Homer, Memphis..R	2	4	0		.000
Gardner, Ledel, Memphis...	7	18	5		.278	Thorn, Eugene, Memphis...R	4	3	0		.000
Johnson, Henry, Memphis...R	8	11	3		.273	White, Bruce, Memphis...R	2	3	0		.000
Fisher, Larry, Nashville...R	4	12	3		.250	Thaxton, Ned W., Mont....R	1	3	0		.000
Strickland, G. B., N. O'ns.R	3	8	2		.250	Travis, John, Nashville....L	1	2	0		.000
Manning, Herbert, Knox'le.R	3	8	2		.250	Cronin, Michael, Atlanta...L	2	2	0		.000
Levy, Irving, Little Rock...L	6	25	6		.240	Coker, D. J., Atlanta.....L	6	2	0		.000
Lively, Everett, Birm.....R	3	9	2		.222	Johnson, T. J., Little Rock.R	1	2	0		.000
Phillips, Samuel, Mont'ry..R	9	32	7		.219	Ray, Robert C., Memphis...R	2	1	0		.000
Lavigne, E. Z., N. O'ns...R	7	23	5		.217	Mote, Eugene, Memphis...R	2	1	0		.000
Collins, Wayne, N. Orleans.R	9	14	3		.214	Padgett, Elbert, N. Orleans.R	2	1	0		.000
Wright, Tyre M., B'ham...R	7	21	4		.190	Lyle, Robert N., Nashville..R	2	1	0		.000
Parks, Woodford, Mont'ry..R	7	12	2		.167	Rios, Felix, Memphis.....R	1	1	0		.000
Boger, Hoyle R., Atlanta...R	5	13	2		.154	Nealy, James (Jack), Birm..L	1	1	0		.000
Carpenter, Lewis, Mont'ry..R	8	21	3		.143	Bunnell, John E., Mont....R	4	0			.000
Schaedler, Lee, Memphis...R	3	14	2		.143	Garrett, Glenn, Knoxville..R	4	0			.000
Clonts, George R., Atlanta.L	3	7	1		.143	Etheridge, Geo. W., Nash..R	2	0			.000
Carey, J. Edward, L. Rock.R	6	24	3		.125	Modica, Peter L., N. O....R	2	0			.000
Chandler, L. O., Memphis..	6	8	1		.125	Luster, Roy, Little Rock....R	1	0			.000
Sabena, Michael, Memphis.R	7	18	2		.111						

MISCELLANEOUS BATTING RECORDS.

Rated According to Runs Batted In.

CLUB RECORDS.

Club.	BB.	HB.	SO.	RBI.	Club.	BB.	HB.	SO.	RBI.
Nashville .....	594	45	484	774	Montgomery .....	504	20	461	601
Little Rock.....	477	22	339	674	Birmingham .....	562	32	503	586
Knoxville.....	456	24	515	635	Atlanta .....	396	33	370	557
New Orleans.....	398	23	410	620	Memphis .....	440	20	404	476

INDIVIDUAL RECORDS.

Includes All Players in Ten or More Games.

Player and Club.	G.	BB.	HB.	RBI.	SO.	Player and Club.	G.	BB.	HB.	RBI.	SO.
Hicks, Nashville .....	111	60	5	107	47	Aleno, Birmingham ....	136	52	1	60	22
Hart, New Orleans.....	133	61	2	104	33	Chapman, Nashville ....	118	89	9	57	29
Cantrell, Little Rock...138	48	1	101	27		Piet (rzak), Knoxville..131	39	5	57	30	
Sauer, Nashville .....	136	52	5	100	59	Benning, Knoxville...118	43	3	56	15	
Aderholt, Montgomery..140	58	4	94	47		McElreath, L. R.-Mem.122	51	6	56	26	
Fausett, Little Rock....140	34	2	92	9		Hausmann, N. Orleans..136	70	1	54	27	
F. L. Deal, Atlanta....129	51	11	91	21		Treadway, Atlanta ....108	32	1	53	13	
Roberts, Montgomery...135	60	2	90	35		Hancock, Little Rock...134	65	6	53	43	
Dunn, Knoxville .....	126	41	0	88	71	Kreitner, Nashville ....110	42	9	51	37	
Platt, Nashville .....	92	24	1	86	34	Hughes, Atlanta .....	128	58	0	49	10
Frye, Montgomery .....	121	58	0	86	51	Hamrick, Nashville ....106	39	6	48	49	
Seminick, Knoxville...133	49	2	83	62		Glock, Atlanta .....	105	66	0	47	39
Elko, Nashville .....	134	51	0	82	27	Usher, Birmingham ....129	50	3	43	61	
Walsh, Birm.-Mont. ....129	81	1	81	60		Finley, Knoxville .....	63	18	3	42	11
Matthews, Knoxville...132	62	1	81	75		Lane, Montgomery .....	105	30	0	42	29
Simononis, N. Orleans..127	42	1	78	68		Gray (Weisner), Mem..126	19	1	42	11	
Sloan, Little Rock....89	51	0	75	12		Thaxton, Birmingham...127	53	7	42	17	
McGhee, Little Rock...139	37	1	74	27		Chatham, Memphis ....133	76	3	40	47	
Bolling, New Orleans...106	34	2	73	21		Mihalic, Nashville ....62	54	0	39	21	
Douglas, New Orleans..129	16	2	73	23		Goldstein, Birmingham..56	29	1	38	21	
Monteagudo, Mont. ....131	64	2	72	34		Carrola, New Orleans...110	25	2	38	52	
Beeler, Birmingham...141	60	1	72	33		Hartsfield, Atlanta ....136	22	4	38	46	
Polly, Birmingham ....121	89	5	71	48		A. E. Smith, Atlanta...96	13	2	37	42	
Gilbert, Nashville .....	122	73	3	68	26	Gunnells, Memphis ....117	42	1	36	30	
McBryde, Knoxville...113	52	4	65	46		Riddle, Birmingham ....92	11	1	35	12	
Seeds, Little Rock....122	70	3	65	35		Napant, Memphis .....	54	19	0	33	9
Mauldin, Atlanta .....	126	18	6	65	13	Lopat (ynski), Lit. Rock67	23	0	33	13	
Chozen, Little Rock....140	45	1	65	26		Ringhofer, Nashville...62	11	0	32	7	
Veazey, Montgomery...126	30	0	63	28		Connors, Memphis .....	72	45	1	32	39
Gillenwater, N. Orleans.109	47	2	62	44		Bolton, Little Rock....79	33	1	32	20	



Player and Club.	G.	BB.	HB.	RBI.	SO.	Player and Club.	G.	BB.	HB.	RBI.	SO.
Urban, Knoxville .....	82	27	0	32	25	Kelley, Memphis .....	31	3	0	6	2
Roberts, Knoxville ....	80	36	1	30	49	West, Memphis .....	38	1	1	6	24
Ankenman, New Orleans	84	20	2	29	11	Williams, Knx.-Mem. .	39	13	1	6	30
Daws, Atlanta .....	85	16	1	29	10	Alderson, Nashville ...	45	0	0	6	6
Carlson, Nashville .....	72	46	3	28	23	Mooty, Nashville .....	14	1	0	5	5
Collins, Knoxville .....	78	36	1	28	14	Brewster, Nashville ...	15	8	1	5	4
O'Neil, Memphis .....	87	22	1	27	29	Hawley, Little Rock...	25	2	0	5	4
F. R. Smith, Birm. ....	101	37	0	27	35	Cortes, Atlanta .....	29	6	0	5	7
Bowers, Memphis .....	80	8	1	26	18	Miller, Montgomery ...	36	10	0	5	15
Rambert, Atlanta .....	50	9	2	25	3	Warchol, Knoxville ...	41	2	0	5	11
Sipek, Birmingham ....	74	18	6	25	31	Beck, Knoxville .....	16	1	0	4	2
D. L. Smith, Mont. ....	115	30	3	25	29	Churchill, Nashville ...	18	8	0	4	2
Olson, Montgomery .....	112	79	3	24	19	Theobald, Atlanta .....	19	9	0	4	9
Torres, Montgomery ...	81	12	0	22	9	Perrin, Birm.-Atlanta..	26	7	0	4	9
Viers, Atlanta .....	77	16	0	21	24	Langley, Montgomery ...	27	5	0	4	11
Walls, Atlanta .....	36	5	0	20	12	Coffman, Knoxville ...	33	5	0	4	24
Leitz, Atlanta .....	48	16	2	20	3	Signer, Nashville .....	33	4	0	4	17
Dantonio, New Orleans.	41	11	0	19	5	Curtis, Atlanta .....	38	3	1	4	18
Lawing, Birmingham ...	24	19	0	18	13	Doyle, Knoxville .....	15	0	0	3	2
Martin, Memphis .....	36	9	0	17	7	Wright, Memphis .....	15	4	1	3	6
Conway, Birmingham ...	43	6	1	17	7	Gassaway, Nashville ...	18	3	0	3	12
Ignasiak, Memphis .....	55	24	0	17	20	Kerksieck, Little Rock..	20	1	0	3	7
Veverka, Memphis .....	56	7	0	17	3	Lapihuska, Birmingham.	23	5	0	3	3
Lewis, Knoxville .....	59	20	0	17	3	Surratt, Montgomery ...	24	1	0	3	8
Cummings, New Orleans	72	22	2	16	19	Powers, Knoxville .....	25	6	0	3	14
Motto, Atlanta .....	23	7	0	15	3	McClure, Memphis .....	25	1	0	3	5
Busby, Knoxville .....	40	3	1	15	13	Ferguson, Birmingham..	28	2	0	3	6
Holliday, Memphis .....	52	16	0	15	18	Ayers, Atlanta .....	29	1	0	3	20
Kramer, Memphis .....	24	1	0	14	1	Greer, Little Rock.....	30	5	0	3	15
Doolittle, Little Rock...	33	2	1	14	9	O'Neil, Knoxville .....	31	1	1	3	4
Stewart, Nashville .....	37	5	0	14	16	W. Brown, Memphis... 37	4	1	3	6	
E. M. Lindsey, Nh.-Kx.	36	1	0	13	18	Rogers, Mem.-N.Orleans	48	3	0	3	8
Fraker, Little Rock....	45	17	1	13	21	Malloy, Birmingham ...	12	1	0	2	6
Fox, Birmingham .....	53	3	1	13	12	Hudlin, Little Rock....	14	6	3	2	5
Mitrus, Memphis .....	59	15	0	13	16	Palmisano, Memphis ...	14	6	0	2	1
Hooks, New Orleans....	32	2	0	12	6	L. Brown, Memphis....	16	2	0	2	5
Barbary, Montgomery ...	47	9	1	12	28	Wells, New Orleans....	18	0	0	2	8
McCall, Nashville .....	52	12	0	12	10	Cronic, Atlanta .....	22	2	0	2	11
Kvasnak, Montgomery ...	17	10	0	11	4	Drefs, Memphis .....	22	9	1	2	11
Vetorel, Memphis .....	18	3	0	11	4	Cathey, Montgomery ...	23	2	0	2	12
Pare, Little Rock.....	22	13	0	11	14	Wilson, Atl.-Mont. ...	31	3	0	2	7
Fair, Memphis .....	24	10	0	11	2	Jacobs, Montgomery ...	31	2	0	2	10
Massey, Birmingham ...	28	4	1	11	21	Horn, New Orleans....	33	0	0	2	15
Todhunter, Atlanta ...	33	20	0	11	4	Bush (Wojciechowski),					
Cozart, Atlanta .....	43	3	1	11	10	Knoxville-Memphis ..	10	0	0	1	4
Roth, Little Rock.....	32	2	0	10	8	Reynolds, Atlanta ...	10	3	0	1	3
Gardner, Nashville ....	35	2	0	10	12	Sahlin, Nashville .....	13	4	0	1	11
Flick, Knoxville .....	21	2	0	9	5	Cross, Atlanta .....	13	2	2	1	5
Lady, Birmingham ....	28	5	1	9	12	Washburn, N. Orleans..	14	8	0	1	3
Rawlinson, Birmingham.	28	7	0	9	11	Vosheski, Knoxville ...	21	0	0	1	4
Papish, Little Rock....	34	9	0	9	8	Murray, Birmingham ...	27	1	0	1	13
Walker, Memphis .....	37	5	0	9	4	Todd, Atlanta .....	33	1	0	1	10
Corriden, New Orleans..	38	8	1	9	9	Ogden, Knoxville .....	35	2	1	1	6
Mills, New Orleans....	44	5	4	9	14	Moran, Little Rock....	36	7	0	1	18
Danna, New Orleans....	65	11	2	9	12	Winfield, New Orleans.	42	2	0	1	4
Dawson, Memphis .....	17	6	0	8	8	Adkins, Atlanta .....	11	1	0	0	4
Campbell, Memphis ...	28	18	1	8	2	Chitwood, Atlanta ...	12	1	0	0	2
Baker, Birmingham ...	31	4	0	8	5	Mosley, Montgomery ...	13	2	0	0	6
Williams, N. Orleans...	33	5	0	8	10	Orphal, Birmingham ...	13	3	0	0	9
Moore, Birmingham ...	35	17	2	8	15	Schuessler, Birmingham	14	3	0	0	2
Anderson, Knoxville ...	40	5	0	8	6	Webb, New Orleans....	15	0	0	0	3
Usciak, Birmingham ...	23	8	1	7	6	Cain, Birmingham ...	11	0	0	0	7
Dean, Montgomery ...	28	14	5	7	26	Garzer, Birmingham ...	15	0	0	0	7
Sanner, New Orleans...	38	0	0	7	6	Brock, Montgomery ...	15	4	0	0	6
Pate, Little Rock.....	16	1	0	6	6	Bartholomew, Birm. ...	30	1	0	0	7
Stone, Birmingham ....	19	0	0	6	5						

CLUB FIELDING.

Club.	G.	DP.	PB.	P.O.	A.	E.	Pct.	Club.	G.	DP.	PB.	P.O.	A.	E.	Pct.
Little Rock..	140	150	20	3524	1691	175	.968	Birmingham.	141	138	14	3575	1612	218	.960
Nashville ..	138	136	15	3520	1554	175	.967	Knoxville ...	138	108	4	3452	1574	209	.960
New Orleans.	136	134	5	3419	1575	182	.965	Memphis ...	138	102	13	3423	1447	216	.958
Montgomery.	140	104	12	3470	1515	203	.961	Atlanta ....	141	141	17	3538	1589	238	.956

Triple play—Montgomery 1.



## INDIVIDUAL FIELDING.

Ten or More Games.

## FIRST BASEMEN.

Player and Club.	G.	P.O.	A.	E.	DP.	Pct.	Player and Club.	G.	P.O.	A.	E.	DP.	Pct.
Veverka, Memphis ..	10	78	7	0	8	1.000	Hughes, Atlanta ....	114	946	73	16	104	.985
McGhee, Little Rock..	139	1293	91	8	139	.994	Sauer, Nashville ....	15	123	8	2	13	.985
Goldstein, Birm. ...	56	467	34	3	30	.994	Dunn, Knoxville ....	124	1052	64	18	84	.984
Ignasiak, Memphis ..	51	416	31	4	25	.991	Frye, Montgomery ..	89	743	63	14	59	.983
Hicks, Nashville ....	111	951	52	10	94	.990	Connors, Memphis ..	48	377	26	8	35	.981
Bolling, N. Orleans. 81	724	49	8	69	.990	Hokin, New Orleans. 26	224	11	5	21	.979		
Albert Smith, Atlanta 28	204	16	3	26	.987	Seemnick, Knoxville .	13	126	10	3	11	.978	
Walsh, Birm.-Mont..	129	1169	56	18	115	.986	Kramer, Memphis ..	21	171	19	7	17	.964
Mills, New Orleans..	25	201	13	3	20	.986							

Triple play—Walsh.

## SECOND BASEMEN.

Olson, Montgomery ..	101	270	292	9	56	.984	Mitrus, Memphis ....	37	88	76	8	12	.953
Hausmann, N. O....	136	392	423	17	94	.980	Nance, Memphis ....	16	46	31	4	5	.951
Chozen, Little Rock..	140	390	422	18	106	.978	Viers, Atlanta .....	77	237	220	24	60	.950
Mihalic, Nashville ...	62	157	203	8	52	.978	Glock, Atlanta .....	60	145	160	16	35	.950
Urban, Knoxville ...	41	115	96	5	19	.977	Chatham, Memphis ..	18	55	52	6	9	.947
Benning, Knoxville ..	94	269	305	15	56	.975	Dean, Montgomery ...	28	81	75	10	12	.940
Chapman, Nashville ..	53	105	161	9	29	.967	Carlson, Nashville ...	32	72	73	10	7	.935
Rawlinson, Birm. ...	22	48	53	4	18	.962	Wright, Memphis ...	15	30	38	8	6	.895
Gunnells, Memphis ..	59	139	145	12	30	.959	Brock, Montgomery ..	10	16	15	4	1	.886
Beeler, Birmingham .	122	334	374	32	77	.957							

Triple play—Olson.

## THIRD BASEMEN.

Chatham, Memphis ..	36	56	80	4	5	.971	Albert Smith, Atlanta	58	65	103	15	10	.918
Hart, New Orleans...	81	70	165	11	17	.955	Glock, Atlanta .....	47	49	84	12	8	.917
Aleno, Birmingham ..	20	26	38	3	3	.955	Nance, Memphis ....	39	41	56	9	4	.915
Piet (rzak), Knox. ...	105	136	198	16	14	.954	Mills, New Orleans...	17	16	45	6	2	.910
Fausett, Little Rock..	133	139	303	22	27	.953	Aderholt, Montgomery	140	165	281	47	15	.905
Connors, Memphis ...	20	19	60	4	5	.952	Motto, Atlanta .....	22	24	41	7	4	.903
Roberts, Knoxville ..	24	21	56	4	6	.951	Gunnells, Memphis ..	15	17	31	6	2	.889
Gillenwater, N. O....	36	29	68	6	5	.942	Mitrus, Memphis ....	20	17	41	8	2	.879
Elko, Nashville ....	132	118	254	26	19	.935	Hartsfield, Atlanta ..	12	13	14	5	1	.844
Polly, Birmingham ..	118	107	224	27	19	.925							

Triple play—Aderholt.

## SHORTSTOPS.

Aleno, Birmingham ..	29	42	74	3	13	.975	Todhunter, Atlanta ..	31	57	95	12	23	.927
Carlson, Nashville ...	16	28	59	3	7	.967	Urban, Knoxville ....	19	32	64	8	2	.923
Benning, Knoxville ..	15	29	57	3	5	.966	Collins, Knoxville ...	78	152	247	37	45	.915
Chatham, Memphis ..	80	139	273	17	38	.955	Massey, Birmingham ..	28	52	75	12	9	.914
Hart, New Orleans...	52	110	162	14	30	.951	Gunnells, Memphis ..	42	72	111	18	15	.910
Ankenman, N. Orleans	84	172	276	25	60	.947	Dawson, Memphis ....	17	28	33	6	8	.910
Hancock, Little Rock.	134	269	491	48	91	.941	Moore, Birmingham ..	28	47	69	12	14	.906
Hamrick, Nashville ..	106	258	362	40	67	.939	Beeler, Birmingham ..	14	27	49	8	14	.905
Roberts, Montgomery .	131	279	395	47	70	.935	Hartsfield, Atlanta ..	108	198	354	60	70	.902
Usciak, Birmingham ..	22	41	59	7	11	.935	Piet (rzak), Knoxville	29	54	78	16	10	.892
Conway, Birmingham .	41	72	134	15	34	.932	Brewster, Nashville ..	15	33	58	11	15	.892

## OUTFIELDERS.

Kvasnak, Montgomery .	17	53	1	0	0	1.000	Mauldin, Atlanta ....	120	265	7	8	3	.971
Rambert, Atlanta ...	23	54	0	0	0	1.000	Roberts, Knoxville ...	52	91	8	3	1	.971
Theobald, Atlanta ...	19	41	2	0	0	1.000	Williams, Knox.-Mem.	28	63	3	2	1	.971
Fair, Memphis .....	14	25	0	0	0	1.000	David Smith, Mont...	110	277	12	9	2	.970
Carlson, Nashville ...	10	18	1	0	0	1.000	Sauer, Nashville ....	118	238	24	8	6	.970
Hartsfield, Atlanta ..	16	17	2	0	0	1.000	F. L. Deal, Atlanta..	128	241	11	8	3	.969
Torres, Montgomery ..	11	15	0	0	0	1.000	Aleno, Birmingham ..	94	156	14	6	2	.966
Busby, Knoxville ....	39	102	5	1	0	.991	Lawing, Birmingham .	24	52	3	2	1	.965
Treadway, Atlanta ...	108	207	11	4	3	.982	McElreath, L. R.-Me	119	227	11	9	3	.964
Flick, Knoxville ....	21	51	3	1	0	.982	Sloan, Little Rock...	84	141	12	6	1	.962
Gillenwater, N. O....	72	189	9	4	0	.980	McBryde, Knoxville .	113	315	8	13	2	.961
Corriden, N. Orleans.	26	48	1	1	0	.980	Thaxton, Birmingham.	123	302	11	13	2	.960
Gilbert, Nashville ...	116	305	16	7	6	.979	Cantrell, Little Rock.	138	284	10	13	1	.958
Bolling, N. Orleans...	27	42	2	1	0	.978	Sipek, Birmingham ..	72	105	5	5	0	.957
Seeds, Little Rock...	119	269	11	7	2	.976	Matthews, Knoxville .	131	291	11	14	2	.956
Gray (Weisner), Mem.	122	312	3	8	1	.975	Holliday, Memphis ..	47	77	7	4	0	.955
Douglas, New Orleans.	120	250	12	7	3	.974	Bowers, Memphis ...	51	79	3	4	0	.953
Veazey, Montgomery .	121	282	11	8	0	.973	Monteagudo, Mont. .	129	224	10	12	2	.951
Platt, Nashville .....	92	198	14	6	3	.972	Chapman, Nashville .	63	85	7	5	1	.948

OUTFIELDERS—Continued.

Player and Club.	G.	PO.	A.	E.	DP.	Pct.	Player and Club.	G.	PO.	A.	E.	DP.	Pct.
Usher, Birmingham	127	260	17	16	4	.945	Martin, Memphis	34	50	2	5	0	.912
Seminick, Knoxville	46	77	6	5	0	.943	Frye, Montgomery	32	68	4	7	1	.911
McCall, Nashville	16	16	0	1	0	.941	Cummings, N. O.	31	49	1	5	0	.909
Fraker, Little Rock	45	74	3	5	1	.939	Langley, Montgomery	12	19	0	2	0	.905
Lopat (ynski), L. R.	15	28	2	2	0	.938	Ververka, Memphis	13	27	0	3	0	.900
Dantonio, N. Orleans	10	14	1	1	0	.938	Churchill, Nashville	12	15	0	2	0	.882
Simononis, N. O.	124	297	8	22	1	.933	Beier, Birmingham	10	11	2	2	0	.867

PITCHERS.

Jacobs, Montgomery	28	9	42	0	0	1.000	Hawley, Little Rock	15	8	12	1	1	.952
Gardner, Nashville	35	7	42	0	2	1.000	Todd, Atlanta	33	8	28	2	3	.947
Walker, Memphis	32	9	34	0	0	1.000	Murray, Birmingham	26	1	16	1	1	.944
Cronic, Atlanta	18	3	26	0	2	1.000	Curtis, Atlanta	33	12	38	3	1	.943
Wilson, Atl.-Mont.	31	5	20	0	1	1.000	Kelley, Memphis	28	5	27	2	2	.941
Ferguson, Birmingham	26	6	15	0	1	1.000	Powers, Knoxville	25	1	29	2	3	.938
McClure, Memphis	13	3	15	0	2	1.000	Rogers, Mem.-N. O.	45	14	30	3	3	.936
Pate, Little Rock	14	4	14	0	1	1.000	Warchol, Knoxville	36	18	39	4	0	.934
Cortes, Atlanta	25	5	13	0	0	1.000	Ververka, Memphis	26	12	29	3	2	.932
Adkins, Atlanta	11	2	14	0	1	1.000	Coffman, Knoxville	33	9	32	3	3	.932
Stone, Birmingham	17	7	9	0	0	1.000	Cathey, Montgomery	22	5	22	2	1	.931
McCall, Nashville	20	4	12	0	1	1.000	West, Memphis	35	6	33	3	0	.929
Perrin, Birm.-Atl.	25	6	10	0	1	1.000	Beck, Knoxville	12	1	12	1	0	.929
Lapihuska, Birm.	10	1	13	0	2	1.000	Moran, Little Rock	35	11	35	4	1	.920
Garner, Birmingham	15	3	11	0	1	1.000	E. M. Lindsey, N.-K.	28	5	18	2	1	.920
Bartholomew, Birm.	30	1	13	0	0	1.000	Danna, New Orleans	40	7	38	4	4	.918
Schuessler, Birm.	14	1	10	0	0	1.000	Sanner, New Orleans	30	10	40	5	1	.909
Webb, New Orleans	15	4	5	0	0	1.000	O'Neil, Knoxville	28	2	18	2	0	.909
L. Brown, Memphis	11	1	7	0	0	1.000	Ogden, Knoxville	35	6	14	2	0	.909
Cain, Birmingham	11	1	8	0	0	1.000	Wells, New Orleans	18	0	10	1	1	.909
Chitwood, Atlanta	11	0	3	0	0	1.000	Miller, Montgomery	35	12	25	4	4	.902
Alderson, Nashville	42	16	35	1	2	.981	Williams, N. Orleans	28	6	30	4	4	.900
Fox, Birmingham	42	10	39	1	2	.980	Bush (Wojciechowski), Knoxville	10	1	8	1	0	.900
Rambert, Atlanta	20	8	38	1	3	.979	Malloy, Birmingham	10	3	6	1	0	.900
Stewart, Nashville	33	5	41	1	3	.979	Baker, Birmingham	27	3	23	3	1	.897
Anderson, Knoxville	37	6	33	1	3	.975	Drefs, Memphis	22	6	26	4	1	.889
Ayers, Atlanta	28	10	26	1	2	.973	Gassaway, Nashville	11	0	8	1	0	.889
Signer, Nashville	32	11	25	1	1	.973	W. Brown, Memphis	35	7	20	4	0	.871
Surratt, Montgomery	22	6	27	1	0	.971	Winfield, New Orleans	42	4	16	3	2	.870
Hudlin, Little Rock	13	7	23	1	0	.968	Vosheski, Knoxville	21	1	11	2	2	.857
Papish, Little Rock	34	12	42	2	3	.964	Cozart, Atlanta	30	7	34	7	1	.854
Kerksieck, Lit. Rock	19	9	16	1	1	.962	Mooty, Nashville	14	2	9	2	1	.846
Torres, Montgomery	37	9	57	3	4	.957	Sahlin, Nashville	13	2	7	2	0	.818
Lopat (ynski), L. R.	32	14	51	3	2	.956	Orphal, Birmingham	13	2	9	3	3	.786
Horn, New Orleans	33	8	34	2	3	.955	Mosley, Montgomery	13	0	1	1	0	.500
Greer, Little Rock	30	2	39	2	4	.953							

CATCHERS.

Roth, Little Rock	26	78	19	1	2	2 .990	O'Neil, Memphis	87	324	55	11	7	8	.972
Kreitner, Nash.	107	430	35	5	6	.989	Campbell, Mem.	24	80	13	3	1	0	.969
Lane, Mont.	101	328	69	5	4	.988	Palmisano, Mem.	14	54	6	2	0	0	.968
Cummings, N. O.	32	71	14	1	0	2 .988	Smith, Birm.	85	255	43	11	8	9	.964
Finley, Knox.	55	142	41	3	8	1 .984	Dantonio, N. O.	27	63	14	3	3	0	.963
Vettorel, Mem.	14	56	4	1	2	0 .984	Bolton, Lit. Rock	74	222	32	10	5	5	.962
Lewis, Knoxville	30	90	16	2	2	0 .981	Pare, Lit. Rock	21	90	9	4	0	3	.961
Leitz, Atlanta	44	201	35	5	3	4 .979	Walls, Atlanta	31	123	11	6	2	4	.957
Dews, Atlanta	75	254	43	7	9	9 .977	Doolittle, L. Rock	22	62	13	4	1	6	.949
Ringhofer, Nash.	50	152	14	4	2	7 .976	Seminick, Knox	65	197	40	13	3	3	.948
Riddle, Birm.	69	257	45	8	4	2 .974	Lady, Birm.	17	32	3	2	0	3	.946
Carrola, N. O.	109	335	67	11	11	3 .973	Barbary, Mont.	37	83	14	6	0	4	.942
Olson, Mont.	12	29	7	1	0	1 .973	Bowers, Mem.	20	57	7	7	0	3	.901

PITCHERS' RECORDS.

Forty-five or More Innings.

Player and Club.	G.	W.	L.	Pct.	IP.	AB.	H.	R.	ER.	BB.	SO.	HB.	WP.	Ave.	ER.
Malloy, Birmingham	10	2	5	.286	56	206	52	21	14	23	27	0	1	2.25	
L. Brown, Memphis*	11	5	2	.714	49	190	55	20	13	15	17	0	1	2.39	
LOPAT, Little Rock*	32	19	10	.655	245	939	258	103	83	62	96	5	3	3.05	
Miller, Montgomery	35	11	13	.458	198	746	198	84	67	71	56	2	5	3.05	
Baker, Birmingham*	27	9	9	.500	162	652	191	79	55	50	39	4	6	3.06	
Beck, Knoxville	12	6	4	.600	82	328	91	37	23	21	30	2	0	3.07	

\*Throws left-handed.

Player and Club.	G.	W.	L.	Pct.	IP.	AB.	H.	R.	ER.	BB.	SO.	HB.	WP.	ER.	Ave.
Ayers, Atlanta	28	15	8	.652	174	666	166	73	60	67	79	1	4	3.10	
West, Memphis*	35	8	16	.333	197	761	197	91	69	67	134	1	4	3.15	
Danna, New Orleans*	40	22	7	.759	228	912	243	104	80	86	43	0	4	3.16	
Rogers, 4 Mem.-41 N. Orleans	45	13	10	.565	171	655	155	74	61	84	66	6	4	3.21	
Curtis, Atlanta	33	16	12	.571	201	767	185	89	72	92	125	4	4	3.22	
Veverka, Memphis*	26	12	9	.571	162	647	174	76	58	34	51	1	3	3.22	
Papish, Little Rock*	34	13	8	.619	209	801	202	94	79	89	80	4	6	3.40	
Alderson, Nashville	42	13	7	.650	177	676	172	82	69	63	92	3	7	3.41	
Pate, Little Rock	14	6	2	.750	66	240	62	27	25	27	2	2	3	3.41	
Drefs, Memphis*	22	6	6	.500	126	503	139	65	48	32	63	1	2	3.43	
Bartholomew, Birmingham*	30	2	2	.500	78	282	67	40	30	41	31	5	9	3.46	
Stewart, Nashville	33	18	5	.783	228	919	273	109	88	87	81	2	4	3.47	
Lapihuska, Birmingham	10	5	3	.625	60	235	68	33	24	25	34	2	2	3.60	
Torres, Montgomery	37	19	11	.633	239	941	270	123	96	71	77	3	6	3.62	
Williams, New Orleans	28	10	6	.625	150	537	123	80	61	96	59	1	5	3.66	
Hudlin, Little Rock	13	6	6	.500	97	391	122	47	43	16	38	1	1	3.99	
Stone, Birmingham	17	5	6	.455	92	377	109	46	41	27	45	4	1	4.01	
Ferguson, Birmingham	26	6	4	.600	100	393	115	58	45	46	36	0	2	4.05	
Sanner, New Orleans*	30	10	14	.417	162	640	185	94	73	81	62	6	5	4.06	
Vosheski, Knoxville*	21	6	3	.667	51	185	44	28	23	28	15	1	7	4.06	
Moody, Nashville	14	7	6	.538	104	437	138	59	47	29	64	4	3	4.07	
Gardner, Nashville	35	16	9	.640	215	869	247	108	98	74	96	2	2	4.10	
Signer, Nashville	32	16	7	.696	187	771	238	96	86	52	68	2	2	4.14	
Schuessler, Birmingham*	14	2	3	.400	71	274	84	39	33	20	23	1	3	4.18	
Todd, Atlanta	33	7	12	.368	146	606	203	88	68	39	36	0	3	4.19	
Rambert, Atlanta	20	6	10	.375	129	524	155	82	60	37	51	6	4	4.19	
Kerksieck, Little Rock	19	9	5	.643	107	425	114	58	50	35	47	3	5	4.21	
Greer, Little Rock	30	12	13	.480	179	698	208	102	84	39	49	1	4	4.22	
Anderson, Knoxville	37	14	8	.636	204	802	208	118	97	126	107	5	7	4.28	
Horn, New Orleans	33	10	10	.500	180	707	192	103	87	80	59	3	8	4.35	
Cathey, Montgomery	22	8	10	.444	144	570	158	86	71	68	67	3	4	4.44	
Jacobs, Montgomery	28	12	9	.571	175	723	213	101	88	48	48	2	5	4.53	
Surratt, Montgomery*	22	5	9	.357	113	454	136	77	57	62	27	2	3	4.54	
Walker, Memphis	32	10	11	.476	151	612	175	93	77	39	41	2	3	4.59	
Powers, Knoxville	25	6	7	.462	115	454	133	66	59	60	20	3	3	4.62	
Murray, Birmingham	26	1	7	.125	96	372	94	63	50	61	34	4	5	4.69	
Cozart, Atlanta*	30	8	10	.444	151	624	185	102	79	53	43	5	4	4.71	
Wilson, 4 Atlanta-27 Mont.	31	8	7	.533	116	480	154	80	61	29	33	2	1	4.73	
Moran, Little Rock	35	10	12	.455	195	799	244	123	103	65	62	5	2	4.75	
Gassaway, Nashville*	11	2	5	.286	51	207	65	33	27	27	24	1	4	4.76	
Fox, Birmingham	42	14	17	.452	205	809	238	133	110	94	75	5	4	4.83	
W. Brown, Memphis	35	5	13	.278	148	572	156	93	80	62	92	4	4	4.86	
Coffman, Knoxville	33	11	15	.423	192	844	285	137	104	25	42	1	2	4.87	
Cronic, Atlanta*	18	1	4	.200	75	296	79	47	41	41	28	4	0	4.92	
McClure, Memphis*	13	3	6	.333	76	321	95	55	43	13	36	2	0	5.09	
Adkins, Atlanta	11	1	9	.100	69	266	72	44	39	35	39	2	9	5.09	
Kelley, Memphis	28	6	11	.353	137	560	179	97	78	52	50	4	3	5.12	
Carpenter, Montgomery	8	3	3	.500	53	208	55	38	31	18	18	4	1	5.26	
Sahlin, Nashville*	13	3	4	.429	55	207	56	40	33	46	20	4	3	5.40	
Winfield, New Orleans*	42	3	7	.300	79	325	106	59	48	40	27	2	1	5.47	
O'Neil, Knoxville	28	3	1	.750	67	262	74	53	42	56	12	3	2	5.64	
Wachol, Knoxville	36	9	17	.346	204	862	270	159	128	88	37	11	5	5.65	
Lindsey, 19 Nash.-9 Knox	28	8	12	.400	145	608	191	100	92	54	54	1	6	5.71	
Hawley, Little Rock	15	2	6	.250	61	245	77	50	41	43	21	0	5	6.05	
Mosley, Montgomery	13	1	4	.200	46	190	53	34	31	18	8	4	0	6.07	
Orphal, Birmingham	13	5	5	.500	62	239	66	49	42	63	35	1	5	6.10	
Ogden, Knoxville*	35	1	6	.143	95	415	137	88	68	53	23	5	3	6.44	
Perrin, 17 Birm.-8 Atlanta*	25	4	9	.308	105	435	145	85	76	54	40	5	7	6.51	
Wells, New Orleans	18	4	3	.571	65	262	89	50	47	51	22	3	11	6.51	
Cortes, Atlanta	25	3	4	.429	100	414	131	86	75	87	45	5	9	6.75	
Garner, Birmingham	15	4	6	.400	65	260	78	60	49	56	18	5	0	6.78	
McCall, Nashville*	20	4	5	.444	63	260	81	70	63	62	50	5	3	9.00	

Balks—Moran, 4; Cozart, 2; Miller, Danna, Curtis, Papish, Torres, Fox, Carpenter, Mosley, Orphal, Wells, 1 each.

Ties—Anderson, 2; Schuessler, Todd, Cathey, Surratt, Coffman, O'Neil, Baker, Ayers, West, Lapihuska, Cozart, Miller, Torres, 1 each.

PITCHERS' RECORDS.

Player and Club.	G.	W.	L.	Pct.	IP.	H.	R.	ER.	BB.	SO.	HB.	WP.	Bk.
Webb, William, New Orleans	15	2	0	1.000	32	33	12	7	10	9	1	1	0
Lively, Everett, Birmingham	3	2	0	1.000	26	27	9	9	4	15	0	1	0

\*Throws lefthanded.

Less Than Forty-five Innings.

Player and Club.	G.	W.	L.	Pct.	IP.	H.	R.	ER.	BB.	SO.	HB.	WP.	Bk.
Washburn, George, New Orleans.....	5	2	0	1.000	14	13	5	5	11	7	1	1	0
Fausett, Robert, Little Rock.....	4	1	0	1.000	16	17	10	5	9	4	0	2	0
Garrett, Glen, Knoxville.....	4	1	0	1.000	4	8	7	5	3	0	0	0	0
Matthewson, Dale, Knoxville.....	7	4	2	.667	42	38	17	16	19	26	1	1	0
Parks, Woodford, Montgomery.....	7	2	1	.667	32	37	20	19	3	8	1	0	0
Collins, Wayne, New Orleans.....	8	2	2	.500	43	48	27	22	29	9	1	2	0
Bush (Wojciechowski) Stanley.													
6 Knoxville-4 Memphis.....	10	1	1	.500	29	35	26	12	16	12	3	2	0
Eaves, Valrie, Montgomery.....	3	1	1	.500	20	16	3	3	10	16	0	0	0
Thomason, William, Atlanta*.....	5	1	1	.500	16	18	10	8	8	3	1	0	0
Cain, Merritt P., Birmingham.....	11	3	4	.429	43	50	38	24	22	10	0	1	0
Doyle, Carl, Knoxville.....	8	0	3	.000	17	31	24	21	11	0	4	2	0
Duncan, John, Memphis.....	5	0	2	.000	19	38	25	23	5	2	0	0	1
Stromme, Floyd, Atlanta.....	4	0	2	.000	8	15	13	11	4	3	0	0	0
Mauney, Richard, Atlanta.....	2	0	1	.000	16	20	6	4	2	8	0	0	0
Barbary, D. Odell, Montgomery...	4	0	1	.000	14	20	7	7	2	2	0	0	0
Spragins, Homer, Memphis.....	2	0	1	.000	12	16	13	8	2	6	2	0	0
Thorn, Doss Eugene, Memphis.....	4	0	1	.000	9	11	11	11	9	2	2	0	0
Cronin, Michael F., Atlanta*.....	2	0	1	.000	8	12	5	5	4	3	0	0	0
Thaxton, Ned W., Montgomery.....	1	0	1	.000	6	11	7	7	5	3	0	0	0
Bunnell, John E., Montgomery....	3	0	1	.000	6	16	12	12	3	3	0	1	1
Mote, Eugene, Memphis.....	2	0	1	.000	3	6	7	5	3	0	0	0	0
Ties—Bush (Wojciechowski), Doyle, 1 each.													

PITCHERS WITHOUT A DECISION.

Player and Club.	G.	IP.	Player and Club.	G.	IP.
Chitwood, Edgar, Atlanta.....	11	20	Mills, August, New Orleans.....	2	4
Johnson, Henry, Memphis.....	4	16	Padgett, Elbert, New Orleans.....	2	3
Schultze, Waldemar, New Orleans....	4	12	Monteagudo, Rene, Montgomery*....	3	3
Coker, D. J., Atlanta*.....	6	11	Etheridge, George, Nashville.....	2	2
Hughes, Harry, Atlanta*.....	3	9	Finley, Robert, Knoxville.....	1	2
White, Bruce, Memphis.....	2	9	Platt, Mizell, Nashville.....	1	1
Usher, Robert R., Birmingham.....	4	8	Travis, John, Nashville*.....	1	1
Lyle, Robert, Nashville.....	2	5	Langley, J. D., Montgomery*.....	1	1
Modica, Peter, New Orleans.....	2	4	Luster, Roy, Little Rock.....	1	1

ADDITIONAL PITCHERS' RECORDS.

Rated According to Highest Number of Complete Games Pitched.

Player and Club.	Ex.	In.	Sh.	O.	0H.	1H.	2H.	3H.	4H.	GS.	TO.	Fin.	IG.*CG.
Torres, Montgomery.....	2	1	0	0	0	0	1	0	26	3	9	2	23
Lopat, Little Rock.....	3	1	0	0	0	0	0	2	28	6	4	0	22
Stewart, Nashville.....	2	0	0	0	0	0	0	0	28	9	4	1	19
Moran, Little Rock.....	2	2	0	0	0	0	0	2	23	6	10	2	17
Curtis, Atlanta.....	2	3	0	0	1	1	1	1	24	7	7	2	17
Danna, New Orleans.....	1	3	0	0	0	2	0	0	30	13	9	1	17
Papish, Little Rock.....	2	2	0	0	2	1	2	24	8	6	4	16	
Veverka, Memphis.....	0	4	0	0	0	2	2	21	6	3	2	15	
Jacobs, Montgomery.....	2	0	0	0	0	0	1	24	9	2	2	15	
Ayers, Atlanta.....	2	2	0	0	1	0	0	18	4	9	1	14	
Cathy, Montgomery.....	0	1	0	0	0	0	0	20	6	1	1	14	
Greer, Little Rock.....	0	3	0	0	1	0	1	23	9	7	0	14	
Signer, Nashville.....	0	1	0	0	0	0	1	24	10	4	4	14	
Gardner, Nashville.....	0	0	0	0	1	0	0	26	12	8	1	14	
Rambert, Atlanta.....	0	0	0	0	0	0	0	16	4	4	0	12	
Miller, Montgomery.....	0	2	0	0	0	0	2	20	8	11	4	12	
West, Memphis.....	0	2	0	0	0	1	0	29	17	4	2	12	
Coffman, Knoxville.....	1	1	0	0	0	1	0	29	17	2	2	12	
Baker, Birmingham.....	0	2	0	0	0	0	1	22	11	3	2	11	
Fox, Birmingham.....	4	2	0	0	0	2	0	23	12	16	3	11	
Anderson, Knoxville.....	1	2	0	1	0	0	0	29	18	8	0	11	
Mooty, Nashville.....	1	1	0	0	0	0	0	14	4	0	0	10	
Lindsey, Nashville-Knoxville.....	1	2	0	0	0	0	2	17	7	11	0	10	
Walker, Memphis.....	1	3	0	0	2	1	0	19	9	8	5	10	
Cozart, Atlanta.....	0	2	0	0	0	0	0	21	11	3	6	10	
Warehol, Knoxville.....	3	0	0	0	0	0	0	30	20	6	0	10	
Kerksieck, Little Rock.....	0	1	0	1	0	1	1	13	4	5	1	9	
Kelley, Memphis.....	1	0	0	0	0	0	0	16	7	11	1	9	
Alderson, Nashville.....	2	3	0	0	2	0	0	18	9	21	3	9	
Beck, Knoxville.....	0	1	0	0	0	0	0	11	3	1	0	8	
Todd, Atlanta.....	0	0	0	0	0	0	0	17	9	11	5	8	
Sanner, New Orleans.....	0	2	0	0	0	1	0	25	17	5	0	8	
Horn, New Orleans.....	1	1	0	0	0	1	0	25	17	6	2	8	
Lapinska, Birmingham.....	0	0	0	0	0	0	0	8	1	2	0	7	

Player and Club.	Ex.	In.	Sh.	O.	0H.	1H.	2H.	3H.	4H.	GS.	TO.	Fin.	IG.*	CG.
McClure, Memphis	1	0	0	0	0	1	0	10	3	2	1	7		
Drefs, Memphis	0	0	0	0	1	0	1	17	10	3	2	7		
Wilson, Atlanta-Montgomery	0	0	0	0	0	0	0	7	1	14	10	6		
Carpenter, Montgomery	0	0	0	0	0	1	0	8	2	0	0	6		
Pate, Little Rock	0	2	0	1	1	1	0	8	2	4	2	6		
Adkins, Atlanta	1	0	0	0	0	0	1	9	3	1	1	6		
Powers, Knoxville	0	1	0	0	1	0	1	11	5	8	6	6		
Hudlin, Little Rock	1	1	0	0	0	0	0	12	6	1	0	6		
Williams, New Orleans	0	3	1	0	0	1	1	24	18	3	1	6		
Malloy, Birmingham	0	1	0	1	0	0	0	7	2	3	0	5		
W. Brown, Memphis	0	0	0	0	0	0	0	12	7	16	7	5		
Perrin, Birmingham-Atlanta	0	0	0	0	0	0	0	13	8	4	8	5		
Ferguson, Birmingham	0	2	0	1	0	0	2	14	9	9	3	5		
Rogers, Memphis-New Orleans	0	2	0	1	0	0	2	14	9	14	17	5		
Surratt, Montgomery	0	1	0	0	0	1	1	18	13	2	2	5		
L. Brown, Memphis	1	1	0	0	1	0	0	7	3	4	0	4		
Hawley, Little Rock	0	0	0	0	0	0	0	8	4	5	2	4		
Garner, Birmingham	0	1	0	0	0	2	0	10	6	3	2	4		
Stone, Birmingham	0	1	0	0	0	0	0	12	8	2	3	4		
Parks, Montgomery	0	0	0	0	0	0	0	4	1	2	1	3		
Matthewson, Knoxville	0	1	0	0	0	0	0	1	5	2	2	0	3	
Cain, Birmingham	0	1	0	0	0	1	0	6	3	4	1	3		
Collins, New Orleans	0	0	0	0	0	0	0	7	4	1	0	3		
Gassaway, Nashville	1	0	0	0	0	0	0	7	4	1	3	3		
Orphal, Birmingham	0	1	0	0	0	0	0	11	8	0	2	3		
Vosheski, Knoxville	0	0	0	0	0	0	0	3	1	14	4	2		
Eaves, Montgomery	0	1	0	0	0	1	0	3	1	0	0	2		
Lively, Birmingham	0	0	0	0	0	0	0	3	1	0	0	2		
Murray, Birmingham	1	0	0	0	0	0	0	4	2	14	8	2		
McCall, Nashville	0	0	0	0	0	0	0	5	3	7	8	2		
Sahlin, Nashville	0	1	0	0	0	0	0	7	5	2	4	2		
Mosley, Montgomery	0	0	0	0	0	0	0	7	5	4	2	2		
Schuessler, Birmingham	1	0	0	0	0	0	0	9	7	4	1	2		
Cortes, Atlanta	0	0	0	0	0	0	0	15	13	4	6	2		
Washburn, New Orleans	0	0	0	0	0	0	0	1	0	1	3	1		
Mauney, Atlanta	1	0	0	0	0	0	0	1	0	1	0	1		
Cronin, Atlanta	0	0	0	0	0	0	0	1	0	1	0	1		
Duncan, Memphis	0	0	0	0	0	0	0	1	0	3	1	1		
Thorn, Memphis	0	0	0	0	0	0	0	1	0	1	2	1		
Barbary, Montgomery	0	0	0	0	0	0	0	1	0	2	1	1		
Fausett, Little Rock	0	0	0	0	0	0	0	1	0	2	1	1		
Bush (Wojciechowski), Knox.-Mem.	0	0	0	0	0	0	0	3	2	4	3	1		
Thomason, Atlanta	0	1	0	0	0	0	0	4	3	1	0	1		
Ogden, Knoxville	0	0	0	0	0	0	0	5	4	19	11	1		
Cronic, Atlanta	0	0	0	0	0	0	0	6	5	10	2	1		

\*Games not finished as relief pitcher.



## GEHRIG'S CONSISTENCY AS A HITTER

Rivaling for consistency his unparalleled consecutive-game performance was Lou Gehrig's success as a hitter. Between 1927 and 1934, inclusive, Columbia Lou averaged over 205 hits a season, dropping under the 200-total in only two of the eight campaigns.

Gehrig's lifetime record, as it appears in THE BASEBALL REGISTER, a Spink publication, also reveals that in only two of the 14 full seasons he performed in the majors with the New York Yankees did Columbia Lou fail to hit .300 or better—in 1925 and 1938, his first and last seasons. In each of those two seasons he finished with the identical mark of .295.



## SCOUT MATTHEWS WENT 6 FOR 6

Wid Curry Matthews, Brooklyn scout, was a six-for-six batter at Rochester against Buffalo on September 19, 1920, all his hits being singles. It was the last day of the season and the contesting teams made 65 hits while scoring 26 runs. Only 85 minutes were required to complete the contest.



# Eastern League

## Class A

(Compiled by Elias Baseball Bureau, New York, N. Y.)

### CHAMPIONSHIP WINNERS IN PREVIOUS YEARS.

1923—Williamsport .....	.661	1932—Wilkes-Barre .....	.561	1938—Binghamton .....	.622
1924—Williamsport .....	.654	1933—Binghamton .....	.590	Elmira (3rd)† .....	.522
1925—York .....	.588	1934—Binghamton .....	.594	1939—Scranton† .....	.571
1926—Scranton .....	.627	Williamsport* .....	.603	1940—Scranton .....	.568
1927—Harrisburg .....	.630	1935—Scranton .....	.657	Binghamton (2nd)† .....	.554
1928—Harrisburg .....	.603	Binghamton* .....	.580	1941—Wilkes-Barre .....	.630
1929—Binghamton .....	.597	1936—Scranton* .....	.609	Elmira (3rd)† .....	.514
1930—Wilkes-Barre .....	.572	Elmira .....	.629	1942—Albany .....	.600
1931—Harrisburg .....	.597	1937—Elmira† .....	.622	Scranton (2nd)† .....	.593

\*Won split-season playoff. †Won 4-team cup series. ‡Won playoff.

### STANDING OF CLUBS AT CLOSE OF SEASON.

Club.	Ser.	Elm.	Hart.	W.-B.	Alb.	Bing.	Spr.	Utica.	W.	L.	T.	Pct.
Scranton .....	..	9	11	14	10	15	13	15	87	51	2	.630
Elmira .....	11	..	9	9	11	9	15	15	79	60	2	.568
Hartford* .....	9	11	..	8	7	11	13	18	77	59	4	.566
Wilkes-Barre .....	6	10	11	..	14	11	10	15	77	61	0	.559
Albany .....	9	10	13	6	..	11	14	11	74	65	1	.532
Binghamton .....	5	11	9	9	9	..	15	16	74	66	0	.529
Springfield* .....	6	5	3	10	6	5	..	11	46	88	1	.343
Utica .....	5	4	3	5	8	4	8	..	37	101	0	.268

\*Four protested games of May 9, 9, 30 (second game), 31 (second game), were eliminated from clubs' won and lost standing only.

Governors' Cup Playoff—Scranton defeated Hartford, three games to one; Elmira defeated Wilkes-Barre, three games to two. Final—Elmira defeated Scranton four games to two, with one tie.

### CLUB BATTING.

Club.	G.	AB.	R.	OP.	H.	TB.	2B.	3B.	HR.	SH.	SB.	LOB.	BB.	HB.	RBI.	SO.	Pct.
Elmira .....	141	4536	609	492	1262	1613	201	60	10	133	115	1079	495	10	540	527	.278
Scranton .....	140	4626	618	457	1242	1584	177	72	7	101	118	1115	580	17	556	590	.268
Hartford .....	144	4696	713	581	1245	1662	204	66	27	66	94	1023	536	30	599	578	.265
Wilkes-Barre .....	138	4528	621	564	1196	1564	170	60	26	102	59	1103	529	21	523	503	.264
Albany .....	140	4416	553	499	1106	1424	154	58	16	136	114	1016	494	17	459	418	.250
Utica .....	138	4374	523	779	1053	1322	151	41	12	164	82	996	522	29	435	663	.241
Binghamton .....	140	4428	539	574	1062	1330	139	42	15	117	67	1081	580	17	451	595	.240
Springfield .....	139	4548	490	720	1087	1297	129	30	7	72	41	1101	472	20	415	654	.239

### INDIVIDUAL BATTING.

(Ten or More Games.)

Player and Club.	Bats	G.	AB.	R.	H.	TB.	2B.	3B.	HR.	SH.	SB.	BB.	HP.	RBI.	SO.	Pct.
Mustaikis, Alex., Elmira.....	R	77	179	19	64	90	20	3	0	3	2	12	0	26	29	.358
Moran, Ray, Albany.....	L	10	17	2	6	7	1	0	0	1	0	1	0	2	4	.353
WOODLING, EUG., W.-Barre...	L	128	453	91	156	217	30	8	5	13	6	87	2	61	29	.344
Sudol, Edward, Wilkes-Barre...	R	42	154	26	52	69	9	4	0	3	4	9	0	20	8	.338
McClure, John, Binghamton....	R	15	27	3	9	9	0	0	0	2	0	0	0	1	5	.333
Smith, Donald, Elmira.....	L	141	546	92	181	218	18	9	0	10	29	73	0	56	30	.332
Genovese, Frank, Scranton....	R	139	501	103	164	222	20	19	0	14	29	112	3	49	25	.327
Lockman, Carroll, Springfield...	L	40	151	17	49	59	4	3	0	1	2	15	0	33	13	.325
Halsch, Edward, Scranton.....	R	10	34	3	11	12	1	0	0	0	0	2	0	5	5	.324
Chapman, Kenneth, Scranton....	R	64	223	40	72	85	11	1	0	10	4	54	5	38	26	.323
Creeden, Cornelius, Utica.....	L	63	229	38	74	104	8	8	2	1	9	31	0	30	25	.323
Manno, Donald, Hartford.....	R	101	354	75	114	185	36	4	9	3	9	47	2	85	36	.322
Brubaker, Wilbur, Albany.....	R	12	44	7	14	23	4	1	1	0	0	9	0	6	4	.318
Collins, James, Albany.....	B	82	253	37	79	106	16	4	1	4	11	31	2	38	11	.312
Geraghty, Benjamin, Hartford...	R	39	157	21	49	55	6	0	0	3	1	15	0	18	18	.312

Player and Club.	Bats	G.	AB.	R.	H.	TB.	2B.	3B.	HR.	SH.	SB.	BB.	HP.	RBI.	SO.	Pct.
Rhabe, Nich., 27 Hart.-96 Utica.....R		123	478	74	148	175	17	5	0	5	12	31	4	46	12	.310
Neill, Thomas, Hartford.....L		135	490	76	151	207	25	14	1	3	12	44	7	91	23	.308
Moss, Lester, Elmira.....R		96	279	50	86	119	18	3	3	4	4	48	2	45	29	.308
Zlpay, Edward, Scranton.....L		137	544	72	167	209	25	7	1	12	21	39	1	90	29	.307
Cotelle, C.smo, Hartford.....L		114	407	78	124	155	15	8	0	8	17	49	5	44	22	.305
Lutz, Barney, Elmira.....L		141	537	80	163	224	35	10	2	16	28	48	1	89	16	.304
Busch, Edgar, Elmira.....R		133	524	86	159	195	16	10	0	11	19	47	0	45	13	.303
Hoverton, William, Scranton.....L		139	479	71	145	195	25	8	3	7	13	82	0	69	93	.303
Fair, Woodrow, Utica.....R		97	361	59	109	155	21	8	3	1	12	35	0	71	20	.302
Garner, Robert, Utica.....R		45	136	20	41	69	12	2	4	0	0	10	1	28	23	.301
Butka, Edward, Springfield.....R		133	473	67	141	168	16	1	3	3	3	81	3	52	42	.298
Tryon, Ned, Wilkes-Barre.....R		119	450	47	134	169	15	7	2	12	4	36	3	63	46	.298
Ethichon, Clarence, Hartford.....L		129	480	109	141	221	26	15	8	5	24	84	1	88	45	.294
McDonnell, James, Wilkes-Barre..L		104	317	36	93	111	10	4	0	8	2	23	1	26	11	.293
Steiner, Benjamin, Scranton.....L		138	551	88	161	214	19	17	0	6	21	59	1	52	53	.292
Wentzel, Stanley, Hartford.....L		144	572	89	167	220	28	5	5	8	12	46	0	59	38	.292
Peters, Floyd, Albany.....R		112	418	45	122	150	12	8	0	7	10	28	1	36	24	.292
Smola, Walter, Albany.....R		35	79	15	23	29	2	2	0	5	0	12	0	8	7	.291
Stukosky, Vincent, Wilkes-Barre..L		22	55	7	16	22	4	1	0	0	0	0	0	5	11	.291
Nigel, William, Albany.....R		140	499	82	143	234	39	11	10	7	5	63	2	76	81	.289
Drescher, William, Binghamton...L		95	298	41	86	101	11	2	0	7	3	32	0	32	21	.289
Weinschreider, Elmer, W.-Barre..L		13	38	0	11	12	1	0	0	0	0	2	0	3	2	.289
Camelli, Henry, Albany.....R		96	298	43	84	114	14	8	0	10	4	59	3	47	27	.287
Heltzel, William, Hartford.....R		76	234	31	81	89	6	1	0	4	0	30	0	28	21	.285
Carnevale, Daniel, Scranton.....R		76	282	38	80	114	24	2	2	2	3	29	1	46	40	.284
Navrocki, Cistiu, Binghamton....R		107	422	46	119	143	12	7	1	13	7	31	1	55	22	.282
Miller, Dee, Elmira.....R		104	341	30	96	143	25	5	4	5	5	20	1	54	63	.282
Wood, Carleton, Elmira.....R		69	248	29	70	81	5	3	0	5	3	10	2	21	19	.282
Doll, Arthur, 29 Spring.-16 Alb..B		45	89	6	25	29	2	1	0	0	0	2	0	10	10	.281
Sawyer, Edwln, Binghamton.....R		77	261	30	73	82	9	0	0	3	2	23	1	38	9	.280
Drew, Daniel, Springfield.....L		32	118	14	33	39	4	1	0	3	0	10	1	17	5	.280
Kleine, Harold, Wilkes-Barre...L		67	201	17	56	72	10	3	0	1	1	11	0	30	18	.279
Seghi, Philip, Wilkes-Barre.....R		127	496	68	138	176	16	5	4	12	7	22	7	58	34	.278
Clark, Philip, Springfield.....R		100	414	66	115	134	17	1	0	7	7	29	1	28	44	.278
AYotte, Robert, Hartford.....R		33	80	6	22	26	4	0	0	0	0	7	0	12	13	.275
Torres, Jorges, Springfield.....R		19	73	9	20	23	3	0	0	2	1	11	0	10	1	.274
Nowak, Walter, Elmira.....L		140	487	68	131	171	22	18	0	13	15	81	0	64	52	.271
Lady, Benjamin, Utica.....L		62	210	16	57	76	15	2	0	3	3	25	0	32	28	.271
Lazzari, Anthony, Wilkes-Barre..R		58	181	25	49	71	11	1	3	1	1	28	1	21	20	.271
Shugrue, Joseph, Utica.....R		23	85	8	23	27	4	0	0	2	1	13	0	5	12	.271
Miller, Robert, Binghamton.....R		10	26	1	7	7	0	0	0	2	0	1	0	2	7	.269
Shemo, Stephen, Springfield.....R		104	403	39	108	132	14	5	0	8	1	21	4	41	40	.268
Decker, Robert, Springfield.....L		101	373	58	106	114	6	1	0	16	2	47	1	27	25	.267
Stoner, Robt., 35 Sprg.-23 El...R		64	209	31	55	83	7	4	1	1	2	31	1	35	29	.263
Devlin, James, Wilkes-Barre.....L		77	191	26	50	59	5	2	0	1	4	32	0	23	13	.262
Bartola, Louis, Binghamton.....R		91	268	32	70	96	12	4	2	4	6	47	4	37	28	.261
White, Douglas, Binghamton.....R		73	256	26	64	83	11	1	2	3	2	25	2	26	17	.260
Collins, Joseph, Springfield.....L		70	254	41	66	90	12	6	0	3	7	39	2	30	36	.260
Dunlap, Frank, Binghamton.....L		72	246	22	64	82	11	2	1	4	2	19	2	29	27	.260
Corona, George, Elmira.....R		119	378	45	97	117	10	5	0	7	7	61	3	43	44	.257
Stats, John, Hartford.....R		45	152	10	39	45	6	0	0	1	2	5	0	20	8	.257
Cookson, James, Albany.....L		137	511	78	131	162	17	7	0	18	52	57	1	48	25	.256
Mapes, Clifford, Wilkes-Barre...L		136	497	83	127	182	18	11	5	11	6	71	2	67	76	.256
Early, William, Springfield.....R		13	43	2	11	14	3	0	0	0	1	2	0	3	12	.256
Brady, Robert, Hartford.....L		114	388	57	98	131	17	5	2	1	3	47	1	46	36	.253
Yohe, Donald, Albany.....R		54	194	20	40	57	2	3	0	8	1	16	2	13	21	.253
Skaff, Michael, Utica.....R		96	333	41	84	110	16	2	2	7	8	34	1	43	46	.252
Gindele, Albert, Scranton.....R		43	135	10	34	39	1	2	0	3	3	15	0	12	23	.252
Mason, Charles, Scranton.....L		42	80	9	20	22	2	0	0	4	0	4	0	6	9	.250
LaForest, Byron, Scranton.....R		62	206	25	51	70	6	5	1	5	3	21	1	19	36	.248
Hamil, Edward, Utica.....R		51	153	21	38	45	5	1	0	2	0	33	0	17	15	.248
Carolan, Eugene, Scranton.....L		106	365	42	90	114	16	4	0	5	8	43	0	46	55	.247
Savino, George, Scranton.....B		112	334	21	82	92	6	2	0	6	0	52	0	48	20	.246
Seerey, Patrick, Wilkes-Barre...R		31	114	14	28	49	6	0	5	1	1	18	0	25	18	.246
Reid, Robert, Utica.....L		21	69	11	17	26	5	2	0	1	1	12	1	11	5	.246
Dunphy, John, Utica.....L		62	233	36	57	68	7	2	0	2	13	32	3	13	43	.245
Doljack, Frank, Albany.....R		50	155	24	38	49	4	2	1	5	4	17	0	18	13	.245
Tokash, John, Utica.....R		19	49	7	12	14	2	0	0	1	0	7	0	3	16	.245
Dotlich, Joseph, Albany.....L		63	214	23	52	59	3	2	0	4	7	22	0	17	13	.243
Crowe, Robert, Binghamton.....R		23	37	2	9	9	0	0	0	3	0	0	0	1	6	.243
Pfeifer, Fred, Wilkes-Barre.....R		135	505	83	121	157	16	7	2	12	11	93	2	54	43	.240
Franconline, James, Hartford.....R		55	179	27	43	56	6	2	1	2	5	21	2	18	19	.240
Raney, Robert, Elmira.....R		20	25	2	6	7	1	0	0	4	0	3	0	1	7	.240

Player and Club.	Bats	G.	AB.	R.	H.	TB.	2B.	3B.	HR.	SH.	SB.	BB.	HP.	RBI.	SO.	Pct.
Rensa, George, Albany.....R		59	159	20	38	45	5	1	0	3	1	23	0	19	12	.239
Cuccerullo, Arthur, Albany....L		33	88	8	21	24	1	1	0	5	2	4	0	6	9	.239
Shirley, Newman, Springfield...R		38	104	12	25	27	2	0	0	1	0	6	0	5	27	.233
Pennington, James, Wilkes-Barre..L		38	84	12	20	21	1	0	0	3	1	2	0	5	14	.233
Comiskey, Robert, Springfield...R		66	177	10	42	55	6	2	1	0	0	19	1	22	9	.237
Taylor, Harry, Binghamton.....L		58	194	23	46	57	5	3	0	3	5	13	1	19	12	.237
Gunning, Arthur, Elmira.....R		76	225	22	53	59	6	0	0	5	1	13	1	20	42	.236
Piurek, John, Utica.....R		48	174	19	41	47	4	1	0	5	1	13	0	15	14	.236
Portner, Michael, Binghamton...R		104	353	50	83	122	11	5	6	10	3	55	1	47	63	.235
Baker, Ray, Binghamton.....L		140	517	79	121	143	14	4	0	16	22	98	1	32	65	.234
Wood, Kenneth, Elmira.....R		72	249	25	58	76	13	1	1	6	2	12	0	34	38	.233
Gardella, Alfred, Utica.....L		107	370	60	86	104	11	2	1	4	8	53	12	33	33	.232
Platek, Stanley, Binghamton...L		140	507	69	117	157	17	7	3	15	3	90	1	54	75	.231
Stephenson, Joseph, Springfield..R		106	324	25	75	101	12	4	2	1	3	35	1	40	55	.231
Nichols, Harold, Hartford.....R		73	209	25	48	63	5	5	0	2	0	24	0	19	49	.230
Montero, Juan, Springfield.....R		36	92	7	21	25	2	1	0	1	1	7	0	4	16	.228
Gilbert, James, Utica.....R		47	154	15	35	40	1	2	0	2	3	9	1	10	26	.227
Knerr, Luther, Albany.....R		25	66	7	15	17	2	0	0	2	0	8	0	6	6	.227
Snyder, Bernard, Albany.....R		99	323	42	73	84	7	2	0	10	13	31	3	22	20	.226
Ray, Robert, Utica.....R		21	67	4	14	15	1	0	0	1	0	5	0	3	17	.224
Talcott, LeRoy, Hartford.....R		10	9	5	2	3	1	0	0	0	0	5	0	2	2	.222
Gibson, Charles, Albany.....R		66	159	18	35	49	4	2	2	7	1	14	0	25	19	.220
Lepine, Austin, Scranton.....R		37	109	8	24	28	2	1	0	1	1	3	1	9	19	.220
Jacobs, Joseph, Springfield.....R		20	64	9	14	16	2	0	0	1	1	10	0	3	12	.219
Patrow, Edward, Binghamton....R		66	211	28	46	60	4	5	0	8	5	44	1	27	44	.218
Crosby, Jerome, Binghamton.....L		49	175	21	38	49	9	1	0	2	4	21	0	22	13	.217
Haag, Charles, Binghamton.....R		31	69	3	15	18	3	0	0	5	0	4	0	9	12	.217
Dente, Sam, Scranton.....R		42	181	35	39	46	5	1	0	3	5	25	0	10	9	.215
Freniere, Earl, 14 Spr.-9 Utica..L		23	42	3	9	10	1	0	0	1	0	4	0	1	7	.214
Winters, H., 2 Alb.-9 Ut.-9 Spr..R		20	56	2	12	12	0	0	0	1	1	10	0	2	12	.214
Jones, Arthur, Elmira.....R		21	47	1	10	10	0	0	0	4	0	2	0	4	11	.212
Festa, Robert, Utica.....R		23	81	9	17	20	3	0	0	2	0	9	0	7	15	.210
Tothunter, George, Binghamton...R		36	129	23	27	31	4	0	0	4	3	30	0	8	17	.209
Asmer, John, Utica.....R		20	43	5	9	9	0	0	0	2	0	2	0	1	3	.209
Sloboda, Steve, Utica.....R		37	130	16	27	30	3	0	0	2	3	18	1	12	12	.208
Smith, Dale, Wilkes-Barre.....R		34	101	11	21	32	3	4	0	2	0	15	1	11	17	.208
Fitzgibbons, Edward, Scranton...R		12	24	2	5	7	0	1	0	0	0	7	0	0	6	.208
Koerner, Al, Wilkes-Barre.....R		79	270	33	56	70	8	3	0	4	10	37	1	15	34	.207
Covington, Chester, Scranton.....B		41	111	12	23	25	2	0	0	0	3	1	0	14	14	.207
Ropolowski, Leon, Elmira.....R		31	87	10	18	21	1	1	0	7	0	7	0	7	20	.207
Radler, Frank, Hartford.....R		17	29	1	6	7	1	0	0	1	0	5	0	3	4	.207
Brutchak, Michael, Albany.....R		134	467	42	96	119	13	5	0	20	4	39	0	38	73	.206
Schuster, Serge, Scranton.....R		21	39	6	8	10	2	0	0	0	0	5	0	2	9	.205
Miller, Howard, Springfield.....R		90	313	25	64	72	8	0	0	5	4	30	1	13	69	.201
Davis, William, Binghamton.....R		22	35	2	7	7	0	0	0	2	0	3	0	3	4	.200
Goldstein, Sidney, Albany.....R		13	10	1	2	2	0	0	0	2	0	0	0	0	2	.200
Zoldak, Sam, Elmira.....L		37	91	12	18	21	1	1	0	8	0	4	0	5	9	.193
Pierson, Verle, Utica.....L		31	107	10	21	25	2	1	0	4	2	17	0	3	35	.196
Dinges, Vance, Scranton.....L		17	52	5	10	13	1	1	0	1	4	8	0	8	7	.192
Fannin, Clifford, Elmira.....R		14	21	1	4	4	0	0	0	3	0	3	0	1	7	.190
Shapiro, Albert, 30 Ut.-6 W.-B.R		36	133	11	25	29	2	1	0	5	0	5	0	7	24	.188
Palica, Ambrose, Wilkes-Barre...R		34	69	6	13	13	0	0	0	4	0	4	0	6	12	.188
Rothman, Murray, 27 Alb.-7 Ut..R		34	107	12	20	21	1	0	0	3	0	14	2	10	5	.187
Kimball, John, Utica.....R		40	87	8	16	17	1	0	0	0	0	6	0	9	23	.184
Bieckhaus, Ernest, Elmira.....R		35	38	6	7	9	2	0	0	2	0	4	0	2	17	.184
Roger, Ramon, Utica.....R		34	71	4	13	15	0	1	0	2	0	1	1	4	23	.183
Smith, Lester, Wilkes-Barre.....R		39	132	16	24	26	2	0	0	1	0	15	0	8	22	.182
Porter, Harvey, Binghamton.....R		22	66	5	12	12	0	0	0	3	1	2	0	5	18	.182
Morrisino, Joseph, Springfield...R		27	94	4	17	17	0	0	0	1	1	15	0	17	15	.181
Homokay, Julius, 1 Alb.-18 Ut..R		19	50	5	9	11	2	0	0	0	0	0	0	9	11	.180
Cardoni, Armond, Hartford.....R		41	67	4	12	15	1	1	0	0	0	0	0	6	17	.179
Dagenhard, John, Hartford.....L		43	85	7	15	20	5	0	0	7	1	6	7	7	22	.176
Rager, John, Binghamton.....L		41	68	6	12	14	2	0	0	1	0	7	0	2	22	.176
Paynter, David, Wilkes-Barre...R		17	34	3	6	7	1	0	0	2	0	0	0	2	5	.176
Murphy, Daniel, Binghamton.....L		17	46	4	8	8	0	0	0	0	0	4	0	3	6	.174
Sweeney, Henry, Albany.....L		35	110	8	19	22	3	0	0	5	1	19	0	8	11	.173
Thomas, Fred, Utica.....R		34	98	8	17	21	2	1	0	1	2	15	4	4	17	.173
Schang, Walter, Utica.....L		18	29	0	5	5	0	0	0	0	0	4	0	2	1	.172
Sisler, William, Springfield.....L		17	29	3	5	5	0	0	0	1	0	6	0	0	7	.172
Aleckey, Charles, Hartford.....R		88	280	32	48	61	7	3	0	4	1	28	2	16	56	.171
Dagenhard, John, Hartford.....L		43	85	7	15	20	5	0	0	7	1	6	1	7	22	.176
Hartilne, William, Springfield...R		41	128	7	21	22	1	0	0	0	0	7	0	3	34	.164
Lavalley, Albert, Scranton.....R		18	43	4	7	10	3	0	0	2	0	0	0	4	12	.163

Player and Club.	Bats	G.	AB.	R.	H.	TB.	2B.	3B.	HR.	SH.	SB.	BB.	HP.	RBI.	SO.	Pct.
Sangalli, Ubaldo, Springfield.....R		14	56	4	9	11	2	0	0	0	0	3	0	2	12	.161
Lanzetti, Frank, Springfield.....R		16	44	6	7	8	1	0	0	2	1	9	1	4	14	.159
Lindquist, Carl, Hartford.....R		36	83	5	13	19	3	0	1	2	0	7	0	6	22	.157
Byers, Oliver, Scranton.....B		31	84	6	13	15	2	0	0	5	1	6	0	4	19	.155
Phillips, John, 6 Bing.-26 Hart.R.		32	58	8	9	13	1	0	1	1	0	3	1	3	14	.155
McCabe, Ralph, Albany.....R		10	20	2	3	3	0	0	0	1	0	1	0	1	6	.150
Rotelli, Marco, Hartford.....R		26	71	11	10	12	2	0	0	1	4	12	1	7	13	.141
Gilmore, Leonard, Albany.....R		26	57	5	8	8	0	0	0	9	0	5	0	20	20	.140
Seward, Frank, Springfield.....R		35	87	4	12	13	1	0	0	0	0	5	2	1	23	.138
Goedde, Sylvester, Elmira.....L		20	29	0	4	6	2	0	0	1	0	2	0	0	9	.138
Eschen, Lawrence, 9 Bing.-33 Ut.R.		42	124	12	17	19	2	0	0	1	4	31	1	13	22	.137
Kunis, Peter, Binghamton.....R		33	73	4	10	10	0	0	0	1	0	6	0	4	23	.137
Richards, Donald, Elmira.....R		17	44	5	6	6	0	0	0	7	0	9	0	0	12	.136
Scott, William, Springfield.....R		14	30	1	4	5	1	0	0	0	1	2	0	2	10	.133
Wood, Joseph, Scranton.....R		18	50	1	6	8	2	0	0	3	0	2	0	5	7	.120
Jessen, John, Binghamton.....L		13	25	0	3	3	0	0	0	0	0	4	1	0	4	.120
Hofmeister, Melvin, Elmira.....R		11	17	2	2	2	0	0	0	4	0	2	0	2	10	.118
Widmer, Albert, Scranton.....R		18	56	1	6	7	1	0	0	1	0	0	0	1	25	.107
Mains, James, Utica.....R		20	29	1	3	3	0	0	0	0	0	0	0	0	7	.103
Mellis, Michael, Springfield.....R		12	29	2	3	4	1	0	0	1	0	3	0	1	7	.103
Rosso, Frank, Springfield.....R		20	49	3	5	5	0	0	0	1	0	3	0	2	6	.102
Danelishen, Alexander, W.-Barre.R.		28	49	4	5	6	1	0	0	7	1	4	0	2	19	.102
Corbett, Tyrus, Albany.....R		10	20	0	2	2	0	0	0	1	0	0	0	2	4	.100
Baker, Willis, Elmira.....L		15	22	2	2	2	0	0	0	3	0	4	0	1	10	.091
Sitek, Stephen, Springfield.....L		20	68	3	6	6	0	0	0	3	0	6	0	4	10	.088
George, Charles, 10 Har.-14Bing.L		24	35	6	3	5	0	1	0	4	0	7	0	1	11	.083
Stroupe, Winslow, Wilkes-Barre.R.		29	50	3	4	5	1	0	0	2	0	7	1	2	16	.080
O'Connor, Robert, Utica.....R		10	14	2	1	1	0	0	0	0	0	3	0	0	6	.071
Stout, Allyn, Hartford.....R		12	16	1	1	1	0	0	0	2	0	1	0	0	7	.063
Falconi, Armond, Scranton.....L		12	20	0	1	1	0	0	0	0	0	1	0	0	5	.050
Dyche, Walter, Springfield.....L		21	31	0	1	1	0	0	0	2	0	1	0	0	18	.032
Crory, Fred, 6 Spring.-6 Utica...L		12	15	2	0	0	0	0	0	0	0	3	0	0	7	.000
Belforte, Joseph, Hartford.....R		11	16	0	0	0	0	0	0	1	0	4	0	0	6	.000
Burke, John, Hartford.....L		13	19	1	0	0	0	0	0	1	0	2	0	0	6	.000

## PLAYERS IN LESS THAN TEN GAMES.

Albany—Virgil Brown,† Don King, Paul Mullen,\* Russell Rathjen, William Schaedler,\* James Walsh, Paul Whittingham, Edwin Williams, Binghamton—Richard Ames, Vito DeVito, George Felkert, Clarence Lynch, John Maldovan, Stanley Todd,\* Elmira—Francis Bartolomei, Ray Minor, Dean Place, Paul Spencer, Hartford—Adelphia Bissonette,\* Willard Donovan,\* Samuel Hyman,\* John Koslowski, Francis Messenger,\* Peter Naktenis,\* Harold Schacher, Walter Snider,\* Louis Usich, Fred Verdone, George Woodend, Scranton—Darwin Cobb, William D'Alessandro, Joseph Douglas, William Elbert, Estock, Robert Holland,\* Victor Johnson,\* John Koniszewski, Marvin Krandla,\* Harry Leibold,\* Peter Provinzano, Springfield—George Bausewein,\* Emo Bessone, Robert Doherty, Cecil Farmer, Leo Foster, Russell Herrick, Edward Kowski, Frank Merola, Philp Oates, Peter Siciliano, Theodore Stanek, Jerome Tiemann, Ned Waldrop, Robert Wells, Robert White, Utica—Richard Ahrens, Leonard Amodio, James Armstrong, Roland Benson, Emilie Cabrera, Arthur Collins, Paul Diaz,\* Eugene Enright, Stephen Gigliotti, John Janse, Harold Klinkert, James Knox, Ellis Kotary, Robert Latshaw,\* Gene Manger, Al McConvery, Daniel Murphy,\* Ed Munson, Warren Reid, Tyrus Smith, Bert Solomon, Albert Treichel, Al Zachary, Lester Zins.\* Wilkes-Barre—John Duncan, Earl Hecker, William Mock, George Patte, Charles Simpson.

\*Bats lefthanded. †Bats both ways.

## PLAYERS WITH MORE THAN ONE CLUB.

Hartford-Utica—Patrick DeFelice. Wilkes-Barre-Utica-Springfield—Arthur Dwyer. Springfield-Utica—Earl Jennings.

## CLUB FIELDING.

Club.	G.	DP.	TP.	PB.	PO.	A.	E.	Pct.	Club.	G.	DP.	TP.	PB.	PO.	A.	E.	Pct.
Scranton ..	140	119	1	18	3638	1709	184	.967	Albany ....	140	121	1	14	3556	1644	248	.954
Binghamton	140	93	0	18	3573	1585	202	.962	Springfield.	139	70	0	13	3422	1485	245	.951
Hartford ..	144	137	1	20	3616	1690	228	.959	Elmira ....	141	107	0	29	3506	1490	267	.949
W'kes-Barre	133	116	0	17	3485	1709	229	.958	Utica .....	138	110	0	21	3411	1496	322	.938

## INDIVIDUAL FIELDING.

Ten or More Games.

## FIRST BASEMEN.

Player and Club.	G.	PO.	A.	E.	DP.	Pct.	Player and Club.	G.	PO.	A.	E.	DP.	Pct.
Taylor, Binghamton*.	57	504	41	4	26	.993	Collins, Albany .....	76	629	53	9	55	.987
Tryon, Wilkes-Barre...	119	1157	58	14	85	.989	Dotlich, Albany* ...	37	274	24	4	30	.987
Zipay, Scranton .....	137	1325	76	17	89	.988	Etchison, Hartford*..	138	1280	107	19	113	.986



FIRST BASEMEN—Continued.

Player and Club.	G.	P.O.	A.	E.	DP.	Pct.	Player and Club.	G.	P.O.	A.	E.	DP.	Pct.
Navrocki, Bing. ....	73	674	33	16	44	.979	Gardella, Utica* ....	88	743	59	20	60	.976
Sweeney, Albany* ..	24	213	16	5	9	.979	Reid, Utica .....	21	196	11	5	12	.976
Butka, Springfield ..	126	1065	66	25	56	.978	Pierson, Utica* ....	23	194	16	7	13	.968
Nowak, Elmira* ....	140	1017	79	27	90	.976							

Triple Plays—Collins, Zipay, Etchison.

SECOND BASEMEN.

Brubaker, Albany ....	12	37	39	1	7	.987	Clark, Springfield ...	67	186	185	21	25	.946
Seghi, Wilkes-Barre ..	57	142	205	8	38	.977	Neill, Hartford .....	133	341	401	43	87	.945
Steiner, Scranton ....	96	261	299	18	54	.969	Gindele, Scranton ....	43	94	129	13	24	.945
Skaff, Utica .....	12	22	31	2	4	.964	Peters, Albany .....	82	199	219	25	33	.944
Shemo, Springfield ..	14	28	44	3	4	.960	Lazzeri, Wilkes-Barre.	34	65	115	12	23	.937
Lanzetti, Springfield..	15	31	37	3	2	.958	Sangalli, Springfield .	12	21	35	4	2	.933
Portner, Binghamton..	15	37	51	4	5	.957	Crosby, Binghamton .	49	130	157	22	31	.929
Shapiro, 23 U.-6W.-B.	29	77	96	8	17	.956	Fair, Utica .....	81	202	228	34	46	.927
Lutz, Elmira .....	73	158	207	18	32	.953	Yohe, Albany .....	15	31	45	7	6	.918
Wood, Elmira .....	68	136	190	17	28	.950	Gibson, Albany .....	14	30	37	6	8	.918
Patrow, Binghamton..	66	161	158	18	27	.947	Winters, 2A.-8U.-4Sp.	14	41	40	8	12	.910
Pfeifer, Wilkes-Barre.	39	105	128	13	23	.947							

Triple Plays—Brubaker, Steiner, Neill.

THIRD BASEMEN.

Genovese, Scranton ...	15	11	32	0	4	1.000	Steiner, Scranton ....	30	32	68	8	2	.926
Early, Springfield ...	13	12	22	1	1	.971	Brutchak, Albany ....	126	149	241	32	30	.924
Heltzel, Hartford ....	12	7	22	1	5	.967	Manno, Hartford .....	56	28	59	8	11	.916
Torres, Springfield ...	14	13	37	2	1	.962	Sloboda, Utica .....	34	40	67	10	4	.915
Lazzeri, Wilkes-Barre.	12	9	15	1	2	.960	Ray, Utica .....	19	22	38	6	3	.909
White, Binghamton ...	72	68	132	10	9	.952	Piurek, Utica .....	41	49	62	12	3	.902
Bartola, Binghamton .	13	15	21	2	0	.947	Skaff, Utica .....	23	28	29	7	0	.891
Busch, Elmira .....	46	58	79	8	8	.945	Seerey, Wilkes-Barre..	11	9	21	4	1	.882
Seghi, Wilkes-Barre ..	71	76	142	13	12	.944	Koerner, W.-Barre ..	11	4	11	2	0	.882
Peters, Albany .....	20	17	30	3	9	.940	Navrocki, Binghamton.	34	25	61	14	5	.860
Shemo, Springfield ...	89	131	147	18	9	.939	Stoner, 8 Spr.-6 El..	14	8	19	5	0	.844
Chapman, Scranton ...	57	72	129	14	14	.936	LaForest, Scranton ...	36	22	51	14	2	.839
Francleine, Hartford..	48	42	91	10	10	.930	Corona, Elmira .....	92	78	114	40	13	.828
Aickley, Hartford ....	36	36	69	8	5	.929							

Triple Play—Brutchak.

SHORTSTOPS.

Chapman, Scranton ..	10	15	26	1	5	.976	Smith, Wilkes-Barre .	39	65	110	13	16	.931
Carnevale, Scranton ..	76	159	249	14	43	.967	Sitek, Springfield ...	14	23	30	4	5	.930
Portner, Binghamton..	89	190	252	17	31	.963	Todhunter, Bing. ....	36	71	103	14	19	.926
Dente, Scranton .....	40	78	127	9	20	.958	Miller, Springfield ...	88	168	214	32	27	.923
Steiner, Scranton ....	14	19	42	3	5	.953	Yohe, Albany .....	42	60	85	13	14	.918
Heltzel, Hartford ....	66	114	192	17	40	.947	Dunphy, Utica .....	62	135	174	28	26	.917
Aickley, Hartford ...	50	71	158	13	18	.946	Ropelowski, Elmira ..	31	52	80	12	12	.917
Shugrue, Utica .....	23	60	59	8	9	.937	Pfeifer, Wilkes-Barre.	95	204	289	47	55	.913
Jacobs, Springfield ..	20	37	50	6	8	.935	Eschen, Utica .....	30	61	96	15	16	.913
Rotelli, Hartford ....	25	25	46	5	5	.934	Richards, Elmira ....	17	18	38	7	3	.889
Busch, Elmira .....	90	180	167	25	40	.933	Skaff, Utica .....	12	19	21	6	3	.870
Geraghty, Hartford ...	30	47	76	9	15	.932	Porter, Binghamton ..	15	34	42	13	6	.854
Snyder, Albany .....	95	220	256	35	49	.931							

Triple Play—Dente.

OUTFIELDERS.

Seerey, Wilkes-Barre..	20	33	6	0	1	1.000	Sawyer, Binghamton .	73	100	10	3	0	.973
Mustaikis, Elmira ...	14	25	0	0	0	1.000	Smith, Elmira .....	141	301	10	9	3	.972
Dinges, Scranton* ...	16	23	1	0	0	1.000	Morrisino, Springfield.	19	32	2	1	0	.971
Shirley, Springfield ..	12	17	3	0	0	1.000	Koerner, Wilkes-Barre	68	123	6	4	2	.970
Glbert, Utica .....	44	80	7	1	1	.989	Clark, Springfield ...	38	87	3	3	1	.968
Decker, Springfield ...	101	229	6	3	0	.987	Mapes, Wilkes-Barre..	135	245	17	9	4	.967
Wenzel, Hartford ...	143	297	15	5	5	.984	Howerton, Scranton ..	132	196	6	7	2	.967
Platak, Binghamton ...	137	239	15	4	1	.984	Collins, Springfield* .	64	130	11	5	2	.966
Woodling, Wilkes-B..	92	178	9	3	3	.984	Nichols, Hartford ....	34	67	3	3	0	.959
Sudol, Wilkes-Barre ..	35	55	2	1	0	.983	Lutz, Elmira .....	67	101	9	5	2	.957
Doljack, Albany .....	47	104	7	2	1	.982	LaForest, Scranton ...	24	44	0	2	0	.957
Genovese, Scranton ...	126	215	10	5	2	.978	Scott, Springfield ...	10	22	0	1	0	.957
Baker, Binghamton ...	140	316	20	9	5	.974	Skaff, Utica .....	50	113	8	6	3	.953
Manno, Hartford .....	42	105	9	3	2	.974	Creeden, Utica .....	63	108	11	6	1	.952



## OUTFIELDERS—Continued.

Player and Club.	G.	P.O.	A.	E.	DP.	Pct.	Player and Club.	G.	P.O.	A.	E.	DP.	Pct.
Dottlich, Albany* .....	27	37	2	2	0	.951	Gardella, Utica* .....	18	27	2	2	0	.935
Cookson, Albany .....	136	288	20	18	0	.945	Lockman, Springfield ..	40	93	4	7	0	.933
Rhabe, 27 Hrt.-96 Ut.123	232	9	14	2	.945	Festa, Utica .....	21	22	5	2	1	.931	
Carolan, Scranton .....	100	141	15	9	1	.945	Sweeney, Albany* .....	13	11	2	1	1	.929
Drew, Springfield .....	25	45	7	3	0	.945	Nagel, Albany .....	134	227	16	19	0	.927
Miller, Elmira .....	95	128	8	8	2	.944	Smith, Wilkes-Barre ..	31	49	1	4	0	.926
Gibson, Albany .....	19	17	0	1	0	.944	Brady, Hartford .....	45	39	4	4	1	.915
Cetelle, Hartford* .....	112	204	7	13	2	.942	Peters, Albany .....	16	18	1	2	0	.905
Dunlap, Binghamton ..	67	93	5	6	1	.942	Wood, Elmira .....	68	93	3	11	2	.902
Hartline, Springfield ..	40	73	7	5	0	.941	Garner, Utica .....	33	52	1	6	0	.898
Rothman, 25 Al.-4 Ut.	29	42	6	3	2	.941	Kleine, Wilkes-Barre* ..	28	33	1	5	0	.872
Halsch, Scranton .....	10	14	2	1	0	.941	Corona, Elmira .....	26	36	3	7	3	.848
Stoner, 23 Spr.-21 El.	44	84	5	6	2	.937	Fair, Utica .....	12	16	2	3	1	.810

## PITCHERS.

Pallca, Wilkes-Barre..	34	7	49	0	1	1.000	Gibson, Albany .....	19	6	25	2	2	.939
Rosso, Springfield ..	13	3	30	0	1	1.000	Montero, Springfield ..	31	13	47	4	1	.938
Paynter, Wilkes-B....	17	4	18	0	0	1.000	Burke, Hartford* .....	13	3	12	1	1	.938
Belforte, Hartford ..	11	3	18	0	0	1.000	Crowe, Binghamton ..	17	2	25	2	0	.931
McCabe, Albany .....	10	2	13	0	1	1.000	Rager, Binghamton* ..	41	5	48	4	2	.930
Crory, 6 Spr.-6 Ut.*	12	1	13	0	2	1.000	Kleine, Wilkes-Barre* ..	30	7	71	6	0	.929
O'Connor, Utica .....	10	5	9	0	1	1.000	Kimble, Utica .....	29	8	44	4	3	.929
Goldstein, Albany ..	13	2	11	0	0	1.000	Moran, Albany .....	10	2	11	1	1	.929
Falconi, Scranton ..	12	1	8	0	1	1.000	Lindquist, Hartford ..	35	14	62	6	3	.927
Cardoni, Hartford ..	38	14	39	1	1	.981	Kunis, Binghamton ..	33	8	52	5	1	.923
Cuccurullo, Albany*	32	19	73	2	3	.979	Goedde, Elmira* .....	20	2	20	2	1	.923
Knerr, Albany .....	25	17	69	2	6	.977	Jones, Elmira .....	21	3	32	3	2	.921
Mustaikis, Elmira ..	40	18	62	2	2	.976	Mason, Scranton* .....	24	8	26	3	1	.919
Doll, 19 Spr.-11 Alb..	30	10	30	1	1	.976	Donahue, Utica .....	30	12	41	5	2	.914
Byers, Scranton .....	31	16	63	2	5	.975	Seward, Springfield ..	35	6	53	6	1	.908
Pennington, W.-B.*	35	8	54	2	1	.969	Lavalley, Scranton ..	16	4	25	3	0	.906
Haag, Binghamton ..	26	7	56	2	2	.969	Homokay, 1 Al.-15 U.	16	6	30	4	0	.900
Radler, Hartford ..	17	8	23	1	1	.969	Gilmore, Albany .....	26	5	39	5	0	.898
Wood, Scranton .....	18	8	22	1	2	.968	Bickhaus, Elmira .....	30	4	29	4	3	.892
Smola, Albany .....	25	13	42	2	1	.965	Baker, Elmira* .....	15	1	15	2	0	.889
Asmer, Utica .....	12	5	22	1	0	.964	Mains, Utica .....	20	0	15	2	0	.882
Sisler, Springfield* ..	16	3	23	1	0	.963	Roger, Utica .....	32	5	37	6	1	.875
Davis, Binghamton ..	22	7	18	1	4	.962	Stroupe, Wilkes-Barre.	29	3	31	5	1	.872
Covington, Scranton*	37	12	57	3	3	.958	Danellshen, Wilkes-B.	27	5	39	7	1	.863
Zoldak, Elmira* .....	36	15	51	3	3	.957	George, 10 Ht.-14Bg.*	24	3	20	4	0	.852
Stukosky, Wilkes-B.*	20	5	36	2	2	.953	Dyche, Springfield* ..	20	0	23	4	0	.852
McClure, Binghamton.	15	1	19	1	0	.952	Corbett, Albany .....	10	2	15	3	0	.850
Widmer, Scranton ..	18	5	33	2	3	.950	Raney, Elmira .....	20	2	13	3	0	.833
Dagenhard, Hartford .	43	14	58	4	2	.947	Hofmeister, Elmira ..	10	2	12	2	0	.813
Fannin, Elmira .....	13	1	16	1	1	.944	Phillips, 6 Bg.-21Hrt.	27	8	34	10	1	.808
Stout, Hartford .....	12	4	12	1	1	.941							

Triple Play—Dagenhard.

## CATCHERS.

Player and Club.	G.	P.O.	A.	E.	DP.	PB.	Pct.	Player and Club.	G.	P.O.	A.	E.	DP.	PB.	Pct.
Drescher, Bing. . . . .	82	432	59	4	4	7	.992	Devlin, Wilkes-B.	54	264	47	9	9	10	.972
Stata, Hartford .. . . .	43	220	30	2	7	5	.992	Comiskey, Spring.	43	173	38	6	5	3	.972
Camelli, Albany . . . . .	88	457	79	8	12	6	.985	Schuster, Scranton 17	55	7	7	2	1	3	.969
Sarino, Scranton..102	461	86	9	5	8	.984	McDonnell, W.-B.	88	382	74	17	9	7	.964	
Moss, Elmira .. . . .	85	461	52	10	6	22	.981	Lepine, Scranton.. . . .	33	123	21	6	3	6	.960
Thomas, Utica .. . . .	29	135	18	3	3	6	.981	Stephenson, Spr.. . . .	92	352	59	18	3	8	.958
Rensa, Albany .. . . .	50	187	37	5	4	3	.978	Brady, Hartford . . . . .	66	269	49	14	8	13	.958
Bartola, Bing. . . . .	63	301	44	8	3	7	.977	Gunning, Elmira . . . . .	67	357	47	18	10	8	.957
Ayotte, Hartford . . . . .	19	67	11	2	1	0	.975	Hamll, Utica .. . . .	51	223	28	14	4	4	.947
Lady, Utica .. . . .	55	234	29	7	7	13	.974								

Triple—Play—Camelli.



## YOUNG'S FIRST SHUTOUT IN THIRD SEASON

Cy Young, one of the Cooperstown Hall of Fame immortals, took his time about pitching his first shutout. Young entered the National League in August, 1890, but did not whitewash any team until opening day in Cincinnati, April 15, 1892. Then he handed Tony Mullane of the Reds a 2 to 0 beating.

PITCHERS' RECORDS.

Forty-five or More Innings.

Player and Club.	G.	IP.	AB.	R.	II.	ER.	SIL.	BB.	II.	SO.	WP.	W.	L.	P.ct.	SG.	CG.	FG.	Sh.	O.	E.R.A.
Naktenlis, Hartford	7	62	224	12	37	10	1	17	2	72	0	6	0	1.000	7	6	0	3	1.45	
McCabe, Albany	10	60	214	19	42	10	5	37	2	35	5	3	4	0.429	6	5	3	1	1.50	
COYINGTON, Scranton	37	251	918	51	174	42	13	61	0	187	0	21	7	7.50	26	26	11	9	1.51	
Mustaikis, Elmira	40	257	995	79	109	49	16	85	1	162	4	20	12	6.25	30	27	9	8	1.72	
Corbett, Albany	10	58	219	17	50	12	3	33	2	20	0	4	4	0.500	7	4	2	1	1.86	
Fannin, Elmira	13	68	247	18	72	15	0	29	1	34	0	8	1	0.889	8	7	5	2	1.99	
Widmet, Scranton	18	142	524	52	114	35	9	39	0	43	3	10	5	0.667	18	13	0	4	2.22	
Knierr, Albany	25	194	733	70	170	49	15	60	2	98	9	10	13	4.35	24	17	1	2	2.27	
Byers, Scranton	31	226	869	68	225	58	11	64	0	103	0	19	7	7.31	26	20	4	6	2.31	
Kleinre, Wilkes-Barre	30	189	690	79	156	49	14	80	11	92	6	9	9	0.900	21	14	9	2	2.33	
Cuccurullo, Albany	32	230	866	86	210	65	11	76	2	144	9	20	8	7.14	29	20	3	3	2.54	
Gibson, Albany	19	124	485	56	130	35	10	54	1	52	0	7	6	0.588	16	10	3	1	2.54	
Hofmeister, Elmira	10	46	179	13	39	13	2	20	0	24	2	4	1	0.800	4	1	5	1	2.54	
Smola, Albany	25	164	637	57	164	47	11	42	1	89	2	10	8	0.556	20	16	4	4	2.58	
Lindquist, Hartford	35	224	843	90	201	65	18	77	2	78	7	15	8	0.652	22	17	8	2	2.61	
Paica, Wilkes-Barre	34	192	818	78	178	57	21	85	2	77	9	15	13	0.536	24	17	9	3	2.69	
Wood, Scranton	18	134	496	45	119	40	11	51	0	71	1	7	7	0.500	16	13	2	3	2.69	
Zoldak, Elmira	36	244	950	102	232	74	13	67	3	126	4	20	10	0.667	29	20	6	3	2.73	
Miller, Binghamton	8	62	221	26	56	19	7	33	2	21	3	4	4	0.500	8	8	0	1	2.76	
Johnson, Scranton	7	55	165	21	45	17	3	24	1	15	2	5	1	0.833	4	4	3	1	2.78	
Goedde, Elmira	20	87	306	42	56	27	10	75	1	75	1	5	8	0.385	12	5	3	0	2.79	
Cardoni, Hartford	38	177	665	69	146	55	12	69	1	109	6	10	8	0.556	16	12	15	1	2.80	
Glimore, Albany	26	174	681	70	175	56	17	41	3	69	4	13	5	0.722	20	12	5	2	2.90	
Baker, Elmira	15	93	332	35	76	30	9	33	1	63	1	5	5	0.500	11	8	2	2	2.90	
Blaag, Binghamton	26	193	698	80	140	63	11	95	5	169	4	13	11	0.542	21	15	4	4	2.94	
Jones, Elmira	21	138	549	64	139	48	11	41	0	63	3	10	7	0.588	18	12	1	0	3.13	
Davis, Binghamton	22	115	450	50	114	40	7	32	1	51	0	9	4	0.692	12	9	8	2	3.13	
Dagenhard, Hartford	43	239	881	109	292	84	20	147	16	102	5	19	10	0.655	30	15	10	3	3.16	
Danelishen, Wilkes-Barre	27	154	596	78	158	55	11	76	3	67	2	13	7	0.650	19	12	6	1	3.21	
Montero, Springfield	31	212	868	96	232	77	14	51	4	73	4	12	13	0.480	24	20	6	1	3.27	
Paynter, Wilkes-Barre	17	85	326	40	71	31	2	54	2	47	2	7	2	0.778	10	6	5	0	3.28	
Doll, 19 Spring-11 Albany	30	154	604	67	154	57	15	36	3	62	3	9	8	0.529	16	12	14	1	3.33	
Homokay, 1 Albany-15 Utica	16	114	465	56	127	43	6	36	2	48	2	5	6	0.455	15	9	0	2	3.39	
Stukosky, Wilkes-Barre	20	128	440	66	107	49	19	74	2	52	5	10	7	0.588	17	10	3	0	3.45	
Radler, Hartford	17	99	395	46	105	38	9	36	0	29	1	4	6	0.400	13	7	3	2	3.45	
Seward, Springfield	35	234	964	118	267	90	26	73	0	68	2	10	19	0.345	27	20	8	2	3.46	
Lavalley, Scranton	16	108	437	52	125	44	12	40	1	26	1	7	7	0.500	13	11	1	0	3.67	
Kunis, Binghamton	33	196	788	98	221	81	18	54	0	81	0	12	10	0.545	24	17	8	1	3.72	

Player and Club.	Thrs.	G.	IP.	AB.	R.	IL.	ER.	SH.	BB.	HB.	SO.	WT.	W.	L.	Pct.	SG.	CG.	FG.	Sh.O.	BKA.
Crowe, Binghamton	.....R	17	68	277	38	81	29	7	40	0	17	2	5	4	.556	8	4	9	1	3.84
Stout, Hartford	.....R	12	56	213	31	62	24	6	31	0	27	1	3	5	.375	7	3	3	0	3.89
Rager, Binghamton	.....L	41	192	821	101	206	83	23	76	3	78	5	11	9	.550	19	8	15	1	3.86
Kimble, Utica	.....R	29	173	682	98	196	76	15	53	5	65	2	7	16	.304	16	16	13	0	3.95
Collins, Utica	.....R	9	50	217	27	53	22	3	28	0	28	0	2	3	.400	7	5	1	0	3.96
Mellis, Springfield	.....R	8	54	228	30	61	24	3	28	1	9	0	3	3	.500	7	6	1	0	4.00
Pennington, Wilkes-Barre	.....L	35	195	757	102	196	88	14	75	8	111	7	11	7	.611	21	15	9	1	4.06
Stroupe, Wilkes-Barre	.....R	29	142	540	89	135	64	17	79	2	73	8	9	9	.500	18	5	7	0	4.06
Raney, Elmira	.....R	20	84	315	40	74	38	5	60	5	74	1	4	5	.444	12	5	3	1	4.07
Shirley, Springfield	.....R	20	149	631	83	169	68	14	85	4	88	3	7	11	.389	19	16	1	2	4.11
Falconi, Scranton	.....R	12	61	218	35	56	28	3	39	0	38	1	2	3	.400	9	2	3	0	4.13
Asner, Utica	.....R	12	76	337	44	66	35	4	42	0	27	0	5	4	.556	9	7	2	1	4.14
George, 10 Hartford-14 Bing.	.....L	24	122	476	73	128	60	14	68	1	46	4	6	10	.375	17	7	4	1	4.13
Rosso, Springfield	.....R	13	81	338	48	94	40	6	52	0	33	1	3	6	.333	7	4	6	0	4.44
McClure, Binghamton	.....R	15	83	315	56	92	43	10	55	3	27	7	4	6	.400	12	6	1	2	4.66
Bickhaus, Elmira	.....R	30	124	451	77	124	65	15	74	6	57	4	2	8	.200	12	5	11	0	4.72
Belforte, Hartford	.....R	11	60	234	37	62	32	6	37	1	22	5	4	4	.500	7	3	2	1	4.80
Mason, Scranton	.....R	24	120	451	74	129	65	9	48	1	46	5	9	5	.643	11	4	13	1	4.88
Phillips, 6 Bing.-21 Hartford	.....L	27	141	554	91	146	81	11	85	1	64	10	10	9	.526	17	9	7	1	5.17
Donahue, Utica	.....R	30	193	766	134	214	111	22	109	4	110	2	8	18	.308	24	17	5	2	5.18
Roger, Utica	.....R	32	194	774	143	265	112	10	69	1	68	4	5	16	.238	21	14	10	1	5.20
Burke, Hartford	.....L	13	52	196	34	49	32	2	31	2	12	4	3	4	.429	9	3	3	0	5.54
O'Connor, Utica	.....R	10	47	194	31	56	29	2	32	2	14	1	2	5	.286	7	3	0	0	5.55
Garner, Utica	.....R	8	48	189	39	52	32	7	44	1	20	2	0	6	.000	6	4	1	0	6.00
Sisler, Springfield	.....L	16	84	371	74	121	61	11	38	1	16	2	1	8	.111	7	6	6	0	6.54
Mains, Utica	.....R	20	80	325	64	99	59	8	44	6	29	0	0	8	.000	7	5	9	0	6.64
Dyche, Springfield	.....L	20	81	341	93	109	75	15	73	2	21	4	1	10	.001	13	5	5	0	8.33

Balks—Kimble, 3; Kleine, Hofmeister, Mellis, Donahue and Roger, 2 each; Covington, Widmer, Gibson, Smola, Landquist, Palica, Zol-dak, Cardoul, Haag, Dagenhard, Danellishen, Paynter, Homokay, Stukosky, Seward, Crowe, Collins, Pennington, Stroupe, Shirley, Falconi, Belforte, Burke, Mains and Dyche, 1 each.

Ties—Bickhaus, Dagenhard and Cardoni, 2 each; Mustalkis, Baker, Hofmeister, Shirley, Smola, Radler, George, Naktentis, Covington and Widmer, 1 each.

PITCHERS' RECORDS.  
 Less Than 45 Innings.

Albany—Goldstein, Moran, Rathjen, King,\* Walsh, Binghamton—Ames, Feikert,\* Maldovan, Murphy, Todd, Elmira—Miller, Minor, Spencer, Hartford—DeFelice, Donovan,\* Etchison,\* Ilyman,\* Schacher, Talcott, Usich, Verdone, Scranton—Cobb,\* Eibert, Estock, Holland,\* Provinzano, Springfield—Bausewin,\* Herrick, Kurkoski, Oates, Stanek, Waldrop, Wells, Utica—Ahrens, Amodio, Diaz,\* En-right, Gardella,\* Munson, Reid, Treichel, Zachary, Zins,\* Wilkes-Barre—Duncan, Mock, Patte, Simpson.

\*Throws left-handed.

# Interstate League

## Class B

(Compiled by Howe News Bureau, Chicago, Ill.)

### CHAMPIONSHIP WINNERS IN PREVIOUS YEARS.

1939—Allentown* . . . . .	.529	1941—Harrisburg* . . . . .	.653
1940—Reading . . . . .	.594	1942—Hagerstown . . . . .	.584
Lancaster (4th)† . . . . .	.525	Wilmington (2nd)† . . . . .	.581

\*Won championship and 4-team series. †Won 4-club playoff series.

### STANDING OF CLUBS AT CLOSE OF SEASON.

Club.	Won	Lost	Tied	Pct.	Club.	Won	Lost	Tied	Pct.
Lancaster . . . . .	83	55	0	.601	York . . . . .	73	66	0	.525
Hagerstown . . . . .	83	57	0	.593	Trenton . . . . .	64	73	3	.467
Wilmington . . . . .	77	61	2	.562	Allentown . . . . .	35	103	1	.254

NOTE—Second game of a double-header on August 15 in which Hagerstown defeated Lancaster, 6 to 2, has been deleted from the records.

Playoffs—Lancaster defeated Wilmington, three games to two; York defeated Hagerstown, three games to one; Lancaster defeated York, four games to three.

### CLUB BATTING.

Club.	G.	AB.	R.	OR.	H.	TB.	2B.	3B.	HR.	SH.	SB.	BB.	HB.	SO.	RBI.	LOB.	Pct.
Hagerstown . . . . .	140	4898	864	721	1502	2139	297	68	68	108	74	464	54	582	785	1123	.307
Lancaster . . . . .	138	4740	776	599	1371	1907	219	97	41	81	68	461	23	500	688	1078	.289
Trenton . . . . .	140	4638	700	688	1266	1774	224	67	50	110	74	507	23	580	618	1076	.273
York . . . . .	139	4527	683	669	1235	1678	208	59	39	123	141	529	33	625	586	1058	.273
Wilmington . . . . .	140	4697	749	662	1275	1834	230	58	71	93	106	560	38	521	627	1090	.271
Allentown . . . . .	139	4574	625	1058	1236	1767	206	56	71	70	113	433	20	735	572	987	.270

### INDIVIDUAL BATTING.

Ten or More Games.

Name and Club.	G.	AB.	R.	H.	TB.	2B.	3B.	HR.	SH.	SB.	BB.	HB.	RBI.	SO.	Pct.
KELL, GEORGE, Lancaster . . . . .	138	555	120	220	314	33	23	5	11	14	59	2	79	21	.396
Kadis, George, Trenton . . . . .	26	62	15	24	37	5	1	2	1	0	9	0	14	11	.387
Flick, Lewis, Lancaster . . . . .	122	510	116	191	266	36	15	3	10	11	27	0	66	15	.375
Maier, Robert, Hagerstown . . . . .	140	589	118	214	311	52	12	7	9	13	29	7	116	30	.363
Carter, Richard, Trenton . . . . .	54	187	37	66	101	11	3	6	6	3	30	0	35	24	.353
Burgo, William, Wilmington . . . . .	138	553	112	192	310	40	9	20	1	12	43	8	127	15	.347
Astbury, Thomas, Allentown . . . . .	94	349	75	121	212	23	7	18	6	22	36	0	70	30	.347
Kinard, Lester, York . . . . .	31	72	10	25	29	4	0	0	1	2	7	0	11	13	.347
Ennis, Delmar, Trenton . . . . .	140	570	104	197	320	37	16	18	14	7	24	0	93	44	.346
Davis, Thomas, Hagerstown . . . . .	129	458	114	158	253	37	5	16	5	9	86	9	104	46	.345
Griffiths, John, York . . . . .	139	488	117	167	202	29	3	0	15	27	42	6	66	10	.342
Overman, Joseph, Allentown . . . . .	78	305	61	104	144	15	8	3	3	6	36	2	42	34	.341
Ferrell, George, Trenton . . . . .	70	246	42	84	118	21	2	3	6	5	35	0	47	12	.341
D'addario, George, Hagerstown . . . . .	138	558	110	188	274	41	15	5	11	3	56	4	99	48	.337
McQuillen, Carl, Lancaster . . . . .	41	166	25	56	73	10	2	1	4	5	9	0	36	13	.337
Marcks, William, Allentown . . . . .	138	528	89	177	268	35	13	10	3	11	29	1	95	60	.335
Wood, Kenneth, Wilmington . . . . .	30	117	25	39	77	9	1	9	0	1	6	0	22	20	.333
McLain, Jack, Allentown . . . . .	42	161	23	53	85	8	6	4	2	15	14	0	27	18	.329
Williams, Richard, 4 Wilm.—74 Hag. . . . .	78	290	50	95	153	19	6	9	7	0	34	2	65	37	.328
Wheaton, Elwood, Lancaster . . . . .	137	514	106	167	233	23	11	7	12	8	54	1	103	18	.325
Tyson, Cecil, Trenton . . . . .	136	487	78	158	202	33	4	1	12	13	71	1	72	34	.324
Kressley, George, 64 AIn.—9 Lan. . . . .	73	250	44	81	136	20	4	9	2	1	36	1	57	20	.324
Levy, Irving, Lancaster . . . . .	74	282	48	91	123	16	5	2	3	5	24	1	67	29	.323

Name and Club.	G.	A.B.	R.	H.	TB.	2B.	3B.	HR.	SH.	SB.	BB.	HB.	RBI.	SO.	Pct.
Hennessey, George, Trenton.....	23	53	4	17	19	2	0	0	3	0	8	0	9	4	.321
Riley, Pat, Hagerstown.....	131	510	105	163	244	35	5	12	4	16	65	3	104	32	.320
Moran, Raymond, York.....	11	25	5	8	8	0	0	0	0	1	2	0	4	4	.320
Smith, Dalmas, Wilmington.....	61	218	45	69	134	9	4	16	3	5	24	3	51	37	.317
Sabena, Michael, Hagerstown.....	61	205	25	65	90	16	3	1	4	2	7	3	34	17	.317
Antolick, Joseph, 27 Aln.—3 Wilm..	30	103	8	32	39	3	2	0	1	1	4	1	15	5	.311
Shope, Norman, 8 Hag.—75 York....	83	232	46	72	100	14	1	4	2	4	30	4	31	30	.310
Liles, Thomas, 57 Aln.—70 Hag.....	127	503	95	155	201	26	7	2	14	0	50	3	65	38	.308
Callahan, James, 94 Wilm.—1 Tren..	95	383	70	118	166	16	10	4	3	0	31	2	51	21	.308
Males, Victor, Lancaster.....	111	403	62	123	191	20	12	8	7	7	35	5	84	53	.305
Svoboda, Paul, Wilmington.....	58	226	37	69	93	16	4	0	2	4	29	0	21	17	.305
Mays, Robert, Hagerstown.....	140	593	111	180	223	25	9	0	16	22	58	3	46	76	.304
Hrinda, Michael, Allentown.....	14	43	8	13	24	2	0	3	0	0	7	1	7	7	.302
Cappa, John, Allentown.....	59	220	39	66	113	15	4	8	3	5	21	1	33	35	.300
Sites, Ernest, York.....	124	488	96	146	207	24	14	3	14	24	41	3	58	63	.299
Shoff, Rlehard, York.....	139	538	81	159	231	46	7	4	16	8	47	1	76	41	.296
Redman, John, Allentown.....	13	27	5	8	8	0	0	0	1	1	1	0	1	10	.296
Martin, Paul, Wilmington.....	28	92	15	27	44	7	2	2	1	1	10	1	21	3	.293
Rullo, Joseph, Wilmington.....	133	494	85	143	199	25	5	7	14	29	51	8	55	48	.289
Mueller, Francis, York.....	12	45	6	13	16	3	0	0	1	2	9	0	16	20	.289
Schleicher, Robert, Hagerstown....	24	87	8	25	36	6	1	1	0	1	14	0	19	20	.287
Weinschreider, Elmer, Hagerstown..	51	197	40	56	103	14	3	9	2	2	24	2	54	41	.284
Greenwald, John, Lancaster.....	120	442	72	124	179	21	8	6	6	4	61	2	79	57	.281
Stansky, Benjamin, 1 Wilm.—10 Tre.	11	32	4	9	9	0	0	0	1	1	6	0	1	8	.281
Armstrong, George, Lancaster.....	12	32	2	9	11	0	1	0	0	0	1	0	8	4	.281
Parisse, Louis (Anthony), Wilm.....	120	393	52	110	151	26	3	3	5	8	65	4	65	34	.280
Sloboda, Stephen, Wilmington.....	101	396	69	110	149	20	2	5	3	20	71	1	38	36	.278
Wapinski, Joseph, Hagerstown.....	28	90	9	25	33	5	0	1	0	0	7	0	9	14	.278
Schaedler, Bill, York.....	126	460	60	127	175	18	14	14	9	10	48	2	85	68	.276
Farley, John, Allentown.....	10	29	3	8	9	1	0	0	1	0	1	0	2	5	.276
Dorman, Fred, Wilmington.....	108	335	62	92	112	14	3	0	19	8	75	3	29	17	.275
Pino, Anthony, Trenton.....	26	110	17	30	45	6	3	1	2	0	2	0	13	16	.273
Hardy, Harry, Trenton.....	12	44	5	12	14	2	0	0	0	0	2	0	9	9	.273
Bodner, Joseph, 46 Aln.—77 Tre.....	123	441	62	120	155	13	8	2	7	23	44	8	39	55	.272
Huston, Warren, Trenton.....	74	284	43	77	102	16	3	1	6	6	20	2	49	22	.271
Sweney, Henry, York.....	53	192	30	52	67	6	3	1	4	4	30	1	23	23	.271
Korponay, Alex, Wilmington.....	13	48	3	13	18	2	0	1	0	0	7	0	7	6	.271
Bowles, Charles, Lancaster.....	70	210	20	56	88	8	9	2	3	2	7	0	32	23	.267
Ott, Albert, Hagerstown.....	16	45	10	12	14	2	0	0	1	0	1	2	2	9	.267
Messinger, Richard, Wilmington....	11	19	3	5	7	2	0	0	0	0	8	0	0	2	.263
Hoffner, William, Lancaster.....	114	428	91	112	157	18	6	5	5	3	72	3	29	42	.262
Miller, Charles, Hagerstown.....	53	149	20	39	48	4	1	1	7	0	5	0	12	27	.262
Rankin, Paul, Hagerstown.....	38	88	8	23	32	6	0	1	4	0	11	0	12	21	.261
Ginley, James, Allentown.....	20	73	9	19	23	4	0	0	1	3	6	1	13	11	.260
Wilkins, Robert, Wilmington.....	27	108	21	28	34	2	2	0	1	6	12	0	6	13	.259
Crumling, Eugene, 5 Hag.—86 Aln... 91	310	25	80	90	7	0	1	3	11	12	2	32	40	.258	
Brenovic, Robert, Trenton.....	45	178	29	46	63	7	5	0	5	1	21	0	17	12	.258
Daniels, Alex, 2 Hag.—114 York....	116	366	50	94	130	18	3	4	10	7	52	6	46	59	.257
Harris, Wayne, 42 Wilm.—9 Tre....	51	175	25	45	64	5	4	2	4	7	11	2	20	20	.257
Snyder, Jesse, York.....	43	156	16	40	50	5	1	1	1	0	14	2	21	17	.256
Campbell, Robert, York.....	72	244	40	62	74	5	2	1	7	13	48	1	27	30	.254
Nelson, Russ, Allentown.....	30	114	12	29	38	4	1	1	2	3	5	1	17	9	.254
Narkeka, Joseph, York.....	38	63	5	16	16	0	0	0	8	0	6	0	3	4	.254
Watson, Jack, 29 Wilm.—6 Aln.—															
17 Hag.....	52	182	25	46	59	8	1	1	5	1	16	1	31	34	.253
Boyle, John, 32 Wilm.—102 Tre.....	134	479	99	120	164	20	9	2	13	10	101	2	43	69	.251
George, Thomas, York.....	21	40	2	10	10	0	0	0	1	0	1	0	3	8	.250
Matarazzo, Anthony, Trenton.....	11	36	6	9	10	1	0	0	2	0	4	0	4	2	.250
Shubilla, Stanley, Trenton.....	116	410	50	101	150	15	5	8	13	1	37	3	60	70	.246
Bossick, Edward, Wilmington.....	18	65	13	16	22	0	3	0	0	4	8	2	5	6	.246
Clemence, Fred, York.....	50	110	11	27	35	8	0	0	4	1	11	1	16	18	.245
Emmerich, William, Allentown.....	65	178	12	43	49	3	0	1	5	0	9	0	18	33	.242
Winters, Harry, Allentown.....	27	104	17	25	37	2	2	2	3	1	8	0	12	19	.240
King, Willard, Trenton.....	27	84	10	20	24	2	1	0	4	1	4	1	6	9	.238
Gracey, Richard, York.....	66	222	34	52	76	9	3	3	11	4	55	1	32	33	.234
Pakron, John, Allentown.....	36	73	7	17	25	3	1	1	2	0	1	0	5	12	.233
Petty, Harry, Trenton.....	62	138	12	32	41	5	2	0	3	0	16	0	21	25	.232
Jackson, Wilbur, Trenton.....	36	112	11	26	38	7	1	1	1	0	8	2	10	23	.232
DeMars, William, Lancaster.....	21	82	13	19	23	2	1	0	0	1	9	1	6	8	.232
Angstadt, William, Hagerstown....	46	108	11	25	38	4	0	3	2	0	4	0	10	35	.231
Bucha, John, Allentown.....	26	78	6	18	26	3	1	1	1	1	8	1	13	17	.231



Name and Club.	G.	AB.	R.	H.	TB.	2B.	3B.	HR.	SH.	SB.	BB.	HB.	RBI.	SO.	Pct.
Maldovan, John, Lancaster.....	13	35	2	8	9	1	0	0	1	0	1	0	2	10	.229
Biros, Joseph, York.....	138	508	86	116	143	12	6	1	10	30	56	4	42	101	.228
Kania, Joseph, Wilmington.....	41	79	11	18	22	0	2	0	5	0	8	0	8	21	.228
Frith, Robert, Trenton.....	42	150	13	34	59	11	1	4	2	3	17	2	20	30	.227
Koval (auskas), Thomas, Allentown..	32	97	15	22	40	4	1	4	0	5	15	0	12	20	.227
Chew, Raymond, Hagerstown.....	118	389	38	88	108	15	1	1	19	3	31	15	39	54	.226
Nagle, Thomas, Hagerstown.....	32	71	8	16	17	1	0	0	5	0	6	0	7	22	.225
Edwards, Don, York.....	11	45	9	10	16	3	0	1	0	0	5	1	9	5	.222
Young, Kenneth, Allentown.....	15	27	4	6	6	0	0	0	0	1	0	1	0	10	.222
Moesch, John, Allentown.....	45	154	8	33	36	1	1	0	1	2	7	0	10	36	.214
Sefick, Steve, Lancaster.....	115	395	39	84	107	12	4	1	9	2	47	4	46	50	.213
Whalen, Lawrence, Allentown.....	16	61	6	13	16	1	1	0	2	1	9	0	2	10	.213
Brett, Herbert, Allentown.....	20	38	3	8	9	1	0	0	1	0	1	0	6	4	.211
Sypult, Clyde, Wilmington.....	19	67	7	14	18	4	0	0	1	0	6	0	6	18	.209
Collins, Albert, Trenton.....	24	44	6	9	10	1	0	0	3	0	7	0	4	9	.205
Mabry, Woodrow, 27 Wilm.—9 Tre..	36	119	14	24	32	6	1	0	1	1	17	2	10	19	.202
Hutchinson, Robert, Allentown.....	47	166	22	33	43	10	0	0	5	2	27	0	3	41	.199
Lowry, Samuel, Wilmington.....	31	81	7	16	18	2	0	0	0	0	6	0	13	6	.198
Roth, Clarence, Allentown.....	19	66	7	13	19	4	1	0	2	4	10	0	4	10	.197
Caravello, Aldo, Trenton.....	81	301	52	59	74	8	2	1	8	8	39	4	30	26	.196
Minor, Ray, Wilmington.....	23	46	3	9	12	0	0	1	3	0	0	0	3	10	.196
Hummel, Elby, 11 York—26 Allen- town—10 Trenton—7 Wilmington	54	160	17	31	37	3	0	1	1	1	17	0	12	30	.194
Matthewson, Dale, Trenton.....	14	31	4	6	7	1	0	0	1	0	3	1	2	3	.194
Morse, Earl, Wilmington.....	27	63	4	12	15	3	0	0	1	0	5	0	6	3	.190
Riddle, Charles, Allentown.....	14	58	6	11	15	1	0	1	0	0	5	0	4	18	.190
Holowka, John, York.....	29	53	3	10	15	2	0	1	2	0	2	0	8	12	.189
Schesler, Charles, York.....	15	16	2	3	3	0	0	0	2	0	1	0	2	3	.188
Gwinn, Albert, Trenton.....	14	44	5	8	9	1	0	0	1	2	1	0	10	6	.182
Hoskins, Mark, Lancaster.....	44	150	16	27	28	1	0	0	1	3	15	1	15	27	.180
Gerkin, Stephen, Lancaster.....	41	113	11	20	22	2	0	0	1	0	4	0	8	28	.177
Morgan, Julian, 4 Allentown— 14 Wilmington—18 Hagerstown..	36	74	4	13	14	1	0	0	9	0	4	0	5	14	.176
Rotelli, Marco, Trenton.....	11	40	2	7	7	0	0	0	0	0	3	0	3	13	.175
Kardow, Paul, 28 Wilm.—5 Lan..	33	71	6	12	14	2	0	0	0	0	3	0	8	31	.169
Held, Cletus, Allentown.....	48	101	6	17	24	5	1	0	4	0	6	0	6	17	.168
McQueston, James, Trenton.....	10	24	1	4	5	1	0	0	0	1	3	0	4	3	.167
Barney, Charles, Allentown.....	27	83	4	13	15	2	0	0	1	1	6	1	6	37	.157
Speranza, Sal, Allentown.....	48	133	22	20	30	5	1	1	1	2	45	2	5	34	.150
McCraab, Lester, Lancaster.....	14	42	1	6	7	1	0	0	1	0	0	2	3	16	.143
Haney, Erwin, Allentown.....	12	43	5	6	8	2	0	0	0	0	4	0	0	11	.140
Roberts, William, Lancaster.....	12	40	3	5	6	1	0	0	1	0	2	0	0	17	.125
Winsch, Karl, Trenton.....	49	90	8	11	12	1	0	0	2	0	14	0	3	18	.122
Johnson, Wayne, York.....	12	17	2	2	2	0	0	0	2	0	1	0	0	6	.118
Walsh, James, York.....	12	27	3	3	5	0	1	0	0	0	2	0	4	13	.111
Abernathy, Talmage, Wilmington...	40	91	7	10	11	1	0	0	6	0	3	0	8	26	.110
Detrey, Charles, Lancaster.....	11	39	1	4	6	2	0	0	0	0	0	0	2	6	.103
Anderson, Richard, Allentown.....	10	22	0	2	2	0	0	0	0	0	0	0	1	10	.091
DeFelice, Patrick, 1 Trenton—9 Lan.	10	22	2	2	2	0	0	0	0	0	3	0	2	5	.091
Ralsh, Peter, 10 Wilm.—17 Trenton.	27	57	5	5	8	1	1	0	3	0	3	0	3	29	.088
Boris, Edward, Lancaster.....	12	12	2	1	1	0	0	0	1	0	1	0	0	2	.083
Koch, Henry, 1 Allentown—13 Wil- mington—1 Allentown .....	15	25	0	2	2	0	0	0	1	0	5	0	0	5	.080
Slaalien, Syver, 14 Lan.—4 Wilm..	18	40	1	2	2	0	0	0	0	1	7	0	2	13	.050

PLAYERS IN LESS THAN TEN GAMES—Allentown: LeRoy Brock, Dominic Malfetone, John McCullough, Roy Luster, Clarence Crisp, Larry Guelfo, Fred Crory, Robert Seibold, Richard Palm, Alex Homa, Walter Snider, Armand Falconi, Victor Budura, John Kelly, Frank Lugos, Robert Troclear, Harry Bearden, Howell Jessup, Reynolds, Louis Grasmick (also York). Hagerstown: Edward Phillips, John Kocsis, Eugene Earight, Murrel Hewitt, William Kerstetter, Joseph DeArelano, Charles Fink. Lancaster: John Clifford, Hoben, Warren, Richard Grosklos, William Davis, Peter Grogone, Harold Worley, Kenneth Dommel, Ira Longenecker, Thomas Peiffer, Anthony Fabiano, Randolph Edwards, Lewis Krause, John Coyle, John McClure, William Cushman, Robert Rathman, James O'Brien, George Walton, John Lansing, William Dussinger, Paul Newell. Trenton: George Copeland, Francis Hughes, Griffith, Grover Roper, Ben Visan, Charles Budd, James Noblitt, William Sisler, Wilbur Reeser. Wilmington: Melvin Hofmeister, Richard Lynch, Malcolm Darrah, Everett Fagan, Ben Gregg, Lawrence Wetterholm, John Duncan, Eugene Sylvester, Earl Jennings, Richard Paul, John Burke, Carl Hecker, William Salerno, Thomas Clyde, Forrest Moore, William Jankowski, John Blum, Hilton Thompson. York: Ralph Innerst, Carroll Sweiger, Thomas McDonnell, Donald Patrick, Ray Waychoff, Ernest Csobor, Frank Carboski, Lawrence Hahn, William Tanner, Edward Pazourek, Martin Paige, Paul Bobbey, Paul Mullen.

## CLUB FIELDING.

Club.	G.	DP.	TP.	PB.	P.O.	A.	E.	Pct.	Club.	G.	DP.	TP.	PB.	P.O.	A.	E.	Pct.
Lancaster	138	113	0	22	3500	1640	187	.965	Trenton	140	104	0	14	3500	1471	220	.958
Wilmington	140	111	1	18	3574	1607	189	.965	Hagerstown	140	116	0	18	3582	1540	263	.951
York	139	104	0	16	3470	1596	204	.961	Allentown	139	100	1	51	3375	1560	342	.935

## INDIVIDUAL FIELDING.

## Ten or More Games.

## FIRST BASEMEN.

Name and Club.	G.	P.O.	A.	E.	DP.	Pct.	Name and Club.	G.	P.O.	A.	E.	DP.	Pct.
Sypult, Wilmington	18	153	8	0	20	1.000	Barney, Allentown	27	196	10	3	10	.986
Swoboda, Wilmington	58	573	35	5	37	.992	Watson, Wilm.-Aln.-Hag.	44	367	19	6	32	.985
Callahan, Wilm.-Tre.	13	99	7	1	4	.991	Tyson, Trenton	136	1119	82	19	85	.984
Greenwald, Lancaster	120	1078	57	15	84	.987	McLain, Allentown	42	346	27	11	19	.971
Liles, Aln.-Hag.	127	1148	77	18	93	.986	Martin, Wilmington	12	123	4	5	10	.962
Schaeidler, York	126	1118	58	17	81	.986	Mueller, York	12	105	2	7	6	.939
Weinschreider, Hag.	51	463	20	7	29	.986							

Triple play—Barney.

## SECOND BASEMEN.

Mabry, Wilm.-Tre.	16	28	42	1	2	.986	Males, Lancaster	22	47	48	6	10	.941
Hrinda, Allentown	12	28	26	1	5	.982	Brenovic, Trenton	41	90	102	13	10	.937
Rullo, Wilmington	133	348	409	25	85	.968	Moesch, Allentown	39	110	95	14	15	.936
Hoffner, Lancaster	86	220	206	15	49	.966	Speranza, Allentown	33	91	97	14	23	.931
Huston, Trenton	74	194	208	15	49	.964	Schleicher, Hag.	24	54	52	8	8	.930
Maier, Hagerstown	74	164	192	14	42	.962	Ginley, Allentown	20	49	41	7	11	.928
Gracey, York	57	160	139	14	26	.955	Roberts, Lancaster	11	32	26	5	6	.921
Campbell, York	65	166	159	19	28	.945	Hoskins, Lancaster	29	59	51	10	11	.917
D'addario, Hag.	48	121	127	15	34	.943	Winters, Allentown	17	49	60	10	7	.916

Triple plays—Rullo, Moesch.

## THIRD BASEMEN.

Name and Club.	G.	P.O.	A.	E.	DP.	Pct.	Name and Club.	G.	P.O.	A.	E.	DP.	Pct.
Kell, Lancaster	137	190	362	23	42	.960	Nelson, Allentown	23	33	42	8	8	.904
Shoff, York	139	150	305	22	31	.954	Jackson, Trenton	14	11	16	3	0	.900
Dorman, Wilmington	73	57	153	14	3	.938	Mays, Hagerstown	140	155	302	53	32	.896
Bodner, Aln.-Tre.	107	122	234	24	25	.937	Bossick, Wilmington	11	15	20	5	2	.875
Mabry, Wilm.-Tre.	21	16	29	4	1	.918	Ferrell, Trenton	27	33	46	12	2	.868
Burgo, Wilmington	22	19	32	5	4	.911	Cappa, Allentown	50	49	107	26	7	.857
Speranza, Allentown	14	20	41	6	0	.910							

Triple plays—Dorman, Cappa.

## SHORTSTOPS.

Dorman, Wilmington	21	19	78	3	4	.970	Males, Lancaster	89	158	256	25	36	.922
Griffiths, York	139	268	475	26	55	.966	D'addario, Hag.	94	165	269	40	40	.916
Wilkins, Wilmington	27	41	74	4	10	.966	Whalen, Allentown	12	23	31	5	4	.915
Jackson, Trenton	17	28	45	4	8	.948	Sabena, Hagerstown	54	91	169	25	24	.912
DeMars, Lancaster	21	42	73	7	7	.943	Frith, Trenton	36	55	93	18	12	.892
Hoffner, Lancaster	25	36	71	7	12	.939	Bodner, Aln.-Tre.	10	25	38	8	10	.887
Caravello, Trenton	79	138	178	22	32	.935	Marcks, Allentown	57	87	156	33	27	.880
Sloboda, Wilmington	95	198	275	35	57	.931	Hutchinson, Aln.	45	73	119	28	14	.873

Triple play—Sloboda.

## OUTFIELDERS.

Roth, Allentown	12	28	3	0	2	1.000	Davis, Hagerstown	124	234	5	7	2	.972
Petty, Trenton	18	26	1	0	0	1.000	Asbury, Allentown	93	176	6	6	0	.968
Held, Allentown	10	16	2	0	0	1.000	Carter, Trenton	44	85	3	3	2	.967
Lowry, Wilmington	10	17	0	0	0	1.000	Levy, Lancaster	74	149	8	6	0	.963
Kinard, York	14	14	2	0	1	1.000	Sites, York	123	287	13	12	4	.962
Cappa, Allentown	10	11	1	0	0	1.000	Riley, Hagerstown	131	235	7	10	1	.960
Miller, Hagerstown	12	12	0	0	0	1.000	Smith, Wilmington	58	119	2	5	0	.960
Flick, Lancaster	122	179	4	4	2	.979	Emmerich, Allentown	23	46	2	2	0	.960
Marcks, Allentown	82	126	13	3	3	.979	Haney, Allentown	12	23	0	1	0	.958
Callahan, Wilm.-Tre.	84	132	7	3	0	.979	Ennis, Trenton	140	201	24	10	6	.957
Harris, Wilm.-Tre.	47	92	0	2	0	.979	Overman, Allentown	78	195	9	10	1	.953
Biros, York	130	258	9	6	0	.978	Bowles, Lancaster	19	40	1	2	0	.953
Ferrell, Trenton	42	86	5	2	0	.978	Burgo, Wilmington	119	208	10	11	0	.952
Wheaton, Lancaster	128	292	10	7	3	.977	Boyle, Wilm.-Tre.	132	277	9	15	1	.950
Williams, Wilm.-Hag.	76	190	9	5	2	.975	King, Trenton	11	19	0	1	0	.950
McQuillen, Lancaster	41	75	4	2	1	.975	Martin, Wilmington	13	17	2	1	1	.950
Sweeney, York	53	68	6	2	2	.974	Wood, Wilmington	30	49	5	3	1	.947

OUTFIELDERS—Continued.

Player and Club.	G.	PO.	A.	E.	DP.	Pct.	Player and Club.	G.	PO.	A.	E.	DP.	Pct.
Maier, Hagerstown...	71	179	11	11	3	.945	Edwards, York.....	11	26	0	2	0	.929
Kressley, Aln.-Lan....	65	78	2	5	0	.941	Snyder, York.....	40	47	2	4	1	.925
Pino, Trenton.....	26	45	2	3	0	.940	Korponay, Wilmington	11	20	1	2	0	.913
Matarazzo, Trenton..	10	14	0	1	0	.933	Hardy, Trenton.....	12	17	3	2	0	.909
Hoskins, Lancaster...	11	13	1	1	1	.933	Koval (auskas), Aln..	17	34	1	4	0	.897
Shope, Hag.-York....	43	53	2	4	0	.932							

Triple plays—Callahan, Astbury.

PITCHERS.

Player and Club.	G.	PO.	A.	E.	DP.	Pct.	Player and Club.	G.	PO.	A.	E.	DP.	Pct.
Lowry, Wilmington..	17	7	35	0	2	1.000	Morgan, Aln.-Wilm.-						
Hennessey, Trenton..	22	6	32	0	1	1.000	Hag.....	36	5	37	2	1	.955
Matthewson, Trenton.	11	6	25	0	2	1.000	Angstadt, Hagerstown.	40	10	49	3	1	.952
Kadis, Trenton.....	10	7	21	0	1	1.000	Winsch, Trenton....	40	8	44	3	2	.945
Slaalien, Lan.-Wilm..	18	2	25	0	0	1.000	Nagle, Hagerstown..	32	13	52	4	2	.942
Carter, Trenton.....	11	10	15	0	0	1.000	Brett, Allentown....	13	4	12	1	1	.941
Ralsh, Wilm.-Tre....	27	2	16	0	0	1.000	Young, Allentown....	15	5	10	1	1	.938
Koch, Aln.-Wilm.-							Wheaton, Lancaster..	24	4	24	2	2	.933
Allentown.....	15	2	15	0	1	1.000	Johnson, York.....	12	3	11	1	0	.933
Boris, Lancaster.....	11	3	12	0	1	1.000	Kania, Wilmington..	39	7	47	4	2	.931
Schesler, York.....	15	1	12	0	1	1.000	Walsh, York.....	12	5	22	2	2	.931
Collins, Trenton....	24	3	41	2	.978	George, York.....	21	2	23	2	0	.926	
Gerkin, Lancaster...	35	13	39	2	5	.976	Pakron, Allentown..	35	9	52	5	1	.924
Bowles, Lancaster...	36	15	65	2	0	.976	McCrabb, Lancaster..	12	2	22	2	2	.923
Abernathy, Wilm....	37	7	63	2	3	.972	Minor, Wilmington..	22	0	35	3	1	.921
Kardow, Wilm.-Lan..	33	9	49	2	4	.967	Maldovan, Lancaster.	12	5	17	2	0	.917
Clemence, York....	37	16	69	3	3	.966	Narieka, York.....	38	8	58	8	1	.892
Petty, Trenton.....	37	8	41	2	1	.961	Holowka, York.....	28	2	28	4	1	.882
Emmerich, Allentown.	37	14	59	3	0	.961	Held, Allentown....	34	16	44	9	2	.870
Rankin, Hagerstown..	38	6	43	2	1	.961	Shope, Hag.-York...	21	5	25	6	2	.833
Miller, Hagerstown..	41	11	56	3	1	.957							

CATCHERS.

Name and Club.	G.	PO.	A.	E.	DP.	PB.	Pct.	Name and Club.	G.	PO.	A.	E.	DP.	PB.	Pct.
Parisse, Wilmington..	110	594	60	13	4	13	.981	Antolick, Aln.-Wilm.	22	92	15	5	2	14	.955
Shubilla, Trenton...	114	625	74	22	6	9	.969	Crumling, Hag.-Aln..	87	353	57	20	4	13	.951
Daniels, Hag.-York..	116	526	87	20	12	13	.968	Chew, Hagerstown..	116	505	62	32	13	16	.947
Morse, Wilmington...	23	78	10	3	1	2	.967	Hummel, York-Aln.-							
King, Trenton.....	12	54	5	2	1	2	.967	Tre.-Wilm.....	44	185	17	13	3	13	.940
Sefick, Lancaster....	114	481	43	20	10	11	.963	Dettrey, Lancaster...	10	34	7	3	0	5	.932
Bucha, Allentown....	19	57	15	3	4	7	.960	Armstrong, Lancaster.	12	60	6	7	1	2	.904
Wapinski, Hag.....	27	119	13	6	1	2	.957								

Triple play—Parisse.

PITCHERS' RECORDS.

Forty-five or More Innings.

Name and Club.	G.	CG.	W.	L.	Pct.	IP.	AB.	H.	R.	ER.	SH.	BB.	SO.	HB.	WP.	Avg.
Maldovan, Lancaster.....	12	8	6	2	.750	82	286	55	29	22	7	47	80	2	1	2.41
Matthewson, Trenton.....	11	8	6	4	.600	93	373	95	36	26	5	17	91	0	4	2.52
Fagan, Wilmington.....	7	5	5	1	.833	59	233	64	20	17	8	14	36	0	0	2.59
SHOPE, 1 Hagers.—20 York.	21	16	13	4	.765	170	656	170	75	50	8	64	107	1	4	2.65
Reeser, Trenton.....	8	6	4	3	.571	56	209	41	23	18	3	32	55	0	4	2.89
Schesler, York.....	15	3	5	3	.625	56	211	54	25	18	8	23	17	3	2	2.89
Kadis, Trenton.....	10	8	6	4	.600	77	289	65	33	25	3	42	68	1	0	2.92
Clemence, York.....	37	21	20	10	.667	245	945	244	96	80	19	66	105	0	4	2.94
Angstadt, Hagerstown.....	40	18	17	7	.708	240	923	229	112	85	14	84	173	1	2	3.19
Abernathy, Wilmington.....	38	18	16	10	.615	231	883	215	101	82	16	104	198	6	13	3.19
Bowles, Lancaster.....	36	29	19	14	.576	258	1011	283	113	101	29	96	98	4	4	3.52
Hennessey, Trenton.....	22	15	10	11	.476	158	628	175	76	62	9	30	68	1	3	3.53
Miller, Hagerstown.....	41	26	20	14	.588	260	1042	281	144	105	16	85	154	2	6	3.63
Wheaton, Lancaster.....	24	8	13	3	.813	145	587	156	68	60	13	58	88	3	8	3.72
Gerkin, Lancaster.....	35	22	20	11	.645	239	935	254	110	100	18	54	95	8	4	3.77
Carter, Trenton.....	11	7	6	3	.667	85	328	95	43	37	4	22	35	2	2	3.92
Narieka, York.....	38	13	10	14	.417	200	771	203	113	91	17	118	114	6	7	4.10
Kardow, 28 Wilm.—5 Lanc...	33	13	13	10	.565	180	736	207	96	82	7	41	93	0	2	4.16
Ralsh, 10 Wilm.—17 Tren...	27	14	9	7	.563	153	591	156	77	70	11	62	73	9	4	4.12
Ott, Hagerstown.....	9	5	4	4	.500	67	270	80	42	31	11	22	18	2	1	4.16
Lowry, Wilmington.....	17	9	6	6	.500	116	454	121	64	54	9	30	24	0	4	4.19
Walsh, York.....	12	7	7	4	.636	73	283	74	41	34	5	52	62	2	3	4.19
Nagle, Hagerstown.....	32	16	13	10	.565	193	779	213	134	90	18	103	74	3	9	4.20

Name and Club	G.	CG.	W.	L.	Pct.	IP.	AB.	H.	R.	ER.	SH.	BB.	SO.	HB.	WP.	Avg.
DeFelice, 1 Tren.—8 Lanc.	9	1	2	1	.667	45	176	47	26	22	5	32	22	0	5	4.40
Rankin, Hagerstown	38	17	15	12	.556	229	958	283	157	116	22	77	97	10	3	4.56
Wunsch, Trenton	40	6	10	9	.526	171	650	167	104	87	17	99	99	13	3	4.58
McCraab, Lancaster	14	10	9	4	.692	110	450	133	62	56	6	30	43	1	0	4.58
Kania, Wilmington	39	12	16	8	.667	206	813	230	125	105	11	86	77	8	3	4.59
Minor, Wilmington	22	8	7	9	.438	123	475	132	84	63	16	71	74	2	7	4.61
Brett, Allentown	13	3	2	3	.400	54	220	63	38	28	5	18	21	5	2	4.67
George, York	21	7	7	8	.467	105	422	122	75	55	14	28	22	4	1	4.71
Collins, Trenton	24	7	5	5	.500	120	489	143	76	64	10	50	53	1	8	4.80
Morgan, 4 Allentown—14 Wil- mington—18 Hagerstown	36	16	14	12	.538	211	851	237	133	114	14	58	61	8	5	4.86
Holowka, York	28	4	6	10	.375	133	520	140	88	73	9	62	80	7	8	4.94
Emmerich, Allentown	37	24	13	21	.382	241	1052	309	175	135	16	58	136	1	2	5.04
Koch, 13 Wilm.—2 Allentown	15	6	3	9	.250	83	321	80	58	48	8	62	60	9	7	5.20
Slaalein, 14 Lanc.—4 Wilm.	18	7	5	8	.385	109	471	155	77	65	10	17	47	3	3	5.37
Sisler, Trenton	9	5	1	6	.143	51	222	68	40	31	4	14	9	0	1	4.47
Johnson, York	12	1	1	4	.200	49	191	59	38	30	8	28	22	1	4	5.51
Petty, Trenton	37	17	9	17	.346	205	838	254	139	129	14	89	132	3	8	5.66
Pakron, Allentown	35	13	6	17	.261	184	754	231	158	118	25	108	81	9	11	5.77
Held, Allentown	34	13	5	15	.250	179	753	242	164	129	16	101	68	13	11	6.49
Farley, Allentown	9	5	2	4	.333	64	283	95	62	51	11	31	30	2	3	7.17
Young, Allentown	15	2	0	7	.000	65	277	89	70	54	3	37	25	3	6	7.48

Balks—Collins, Abernathy, 2 each; Clemence, Miller, Wheaton, Carter, Narioka, Ott, Lowry, Wunsch, Minor, Holowka, Koch, Pakron, Held, Young, 1 each.

Shutouts—Morgan, Hennessey, 3 each; Kania, Walsh, Gerkin, Angstadt, Schesler, Fagan, Matthewson, Minor, Lowry, Narioka, Miller, Abernathy, 2 each; Clemence, Petty, Emmerich, George, McCraab, Nagle, Ralsh, Kardow, Bowles, Kadis, Reeser, Maldovan, 1 each.

Ties—Wunsch, Kardow, Ralsh, 2 each; Petty, Abernathy, Minor, Collins, Carter, Koch, Farley, Sisler, 1 each.

### PITCHERS' RECORDS.

Less Than Forty-five Innings.

Name and Club	G.	CG.	W.	L.	Pct.	IP.	H.	R.	BB.	SO.	HB.	WP.	BK.	Shut-
Salerno, William, Wilmington	5	1	2	0	1.000	19	15	9	11	8	2	0	1	0
Grasmick, Louis, 3 York—2 Allentown	5	1	1	0	1.000	26	26	20	19	9	0	1	0	0
Maler, Robert, Hagerstown	4	0	1	0	1.000	14	22	13	3	7	0	0	0	0
Hewitt, Murrel, Hagerstown	2	0	1	0	1.000	12	11	8	6	10	0	1	1	0
Ferrell, George, Trenton	2	0	1	0	1.000	6	5	2	3	1	0	1	0	0
Krausse, Lewis, Lancaster	5	4	3	2	.600	39	41	16	8	11	0	0	0	0
Davis, William, Lancaster	6	3	2	2	.500	29	22	10	9	13	0	0	0	1
Guelfo, Larry, Allentown	5	0	1	1	.500	20	24	19	17	10	1	2	0	0
Enright, Eugene, Hagerstown	5	1	1	1	.500	19	23	10	15	3	2	1	0	0
Duncan, John, Wilmington	4	1	1	1	.500	19	18	13	12	14	1	0	2	0
Newell, Paul, Lancaster	4	0	1	1	.500	16	28	13	7	6	0	1	0	0
Jennings, Earl, Wilmington	2	1	1	1	.500	16	23	11	6	6	0	0	0	0
DeArellano, Joseph, Hagerstown	3	0	1	1	.500	11	9	7	7	5	0	1	0	0
Moran, Raymond, York	7	3	2	3	.400	35	31	17	10	15	2	2	0	1
Crory, Fred, Allentown	6	2	2	3	.400	32	46	31	12	9	0	0	0	0
Sweiger, Carroll, York	6	1	1	2	.333	21	22	12	11	4	1	1	0	0
Copeland, George, Trenton	4	1	1	2	.333	21	37	30	10	18	0	3	0	0
Patrick, Donald, York	4	1	1	2	.333	13	18	14	7	6	0	0	0	0
Homa, Alex, Allentown	9	1	1	3	.250	44	79	60	29	12	3	3	0	0
Boris, Edward, Lancaster	11	0	1	3	.250	33	54	35	13	14	1	1	0	0
Clyde, Thomas, Wilmington	4	2	1	3	.250	28	23	19	21	16	1	6	0	1
Jessup, Howell, Allentown	7	2	1	4	.200	35	37	35	31	17	2	7	0	0
Redman, John, Allentown	9	3	1	5	.167	42	54	39	22	7	3	1	0	0
Budura, Victor, Allentown	8	3	0	6	.000	40	41	46	42	17	2	5	0	0
Roper, Grover, Trenton	7	0	0	3	.000	20	27	19	15	11	2	2	0	0
Lugos, Frank, Allentown	8	0	0	3	.000	19	34	39	30	14	1	1	1	0
Walton, George, Lancaster	4	1	0	2	.000	16	21	9	4	9	0	0	0	0
McClure, Jack, Lancaster	4	1	0	2	.000	16	17	14	13	10	1	0	0	0
Luster, Roy, Allentown	5	0	0	2	.000	13	11	11	12	5	0	4	1	0
Trocolar, Robert, Allentown	2	1	0	2	.000	12	21	17	5	4	1	0	0	0
Falconi, Armand, Allentown	5	0	0	1	.000	18	22	23	22	14	0	0	0	0
McDonnell, Thomas, York	6	0	0	1	.000	10	26	23	9	4	0	1	0	0
Kelly, John, Allentown	2	0	0	1	.000	9	14	5	5	4	0	0	2	0
Hahn, Lawrence, York	2	1	0	1	.000	9	15	12	5	7	0	0	0	0
Edwards, Randolph, Lancaster	1	0	0	1	.000	6	14	9	3	0	0	1	0	0
McCullough, John, Allentown	2	0	0	1	.000	5	11	13	4	2	0	1	1	0
Noblitt, James, Trenton	2	0	0	1	.000	4	8	5	6	2	0	1	0	0

PITCHERS WITHOUT A DECISION.

Name and Club.	G.	IP.	Name and Club.	G.	IP.
Kinard, Lester, York.....	5	11	Paul, Richard, Wilmington.....	2	$\frac{2}{3}$
Lynch, Richard, Wilmington.....	5	7	Bearden, Harry, Allentown.....	2	$\frac{2}{3}$
Hofmeister, Melvin, Wilmington...	4	13	Burke, John, Wilmington.....	1	6
Koval (auskas), Thomas, Allentown	4	6	Riley, Pat, Hagerstown.....	1	4
Pazourek, Edward, York.....	3	8	Peiffer, Thomas, Lancaster.....	1	3
Innerst, Ralph, York.....	2	5	Tanner, William, York.....	1	$2\frac{1}{3}$
O'Brien, James, Lancaster.....	2	3	Sloboda, Stephen, Wilmington....	1	2
Sylvester, Eugene, Wilmington....	2	3	McLain, Jack, Allentown.....	1	2
Kocsis, John, Hagerstown.....	2	2	Fink, Charles, Hagerstown.....	1	$1\frac{2}{3}$
Palm, Richard, Allentown.....	2	1	Watson, Jack, Hagerstown.....	1	0



LEFT-ON-BASES MARK OF 18 TIED BY GIANTS

Horace Stoneham, president of the Giants, saw his players tie a National League record for men left on bases at the Polo Grounds, August 7, 1943, as the Phillies won, 9 to 6. Eighteen were marooned, the Ottmen being consistent about the way their hitters left the runners stranded—two to the inning. Ernie Lombardi, with a chance to hit in seven runs, didn't drive in any. However, he banded into a double play. Joe Medwick was on the base paths as the third out was recorded during five chapters. The Quaker pitchers who benefited by the inability of the Giants to come through with hits with men on were Conger, Karl and Rowe. The dope by innings:

First—Lombardi left two.

Second—Ott left two.

Third—Bartell left two.

Fourth—Lombardi left two.

Fifth—Rucker left two.

Sixth—Jurges left two.

Seventh—Medwick left two.

Eighth—Maynard, pinch-hitting for Feldman, left two.

Ninth—Lombardi left two.

Not since September 8, 1905, had any National League club left 18 runners on the bases, the Pittsburgh Pirates, losing to Cincinnati, 8 to 3, stranding that number 38 years ago. Charles Chech, University of Wisconsin graduate, then 26 years old, was the Red pitcher on that occasion.

No record book apparently has paid attention to the number of men a batter has stranded in a single game. Ralston Hemsley of the Browns marooned eight in three successive times at bat against the Athletics, August 15, 1935.

Ted Norbert, 1943 home-run king of the American Association, at Syracuse on June 28, 1934, against Albany, left nine on bases—one in the first and third innings, two in the fifth and seventh and three in the eighth. The Senators won, 9 to 7.



WALKER'S HOMERS HELPED BROTHER MORT

Walker Cooper, during the past two years with the Cardinals, did well by Brother Morton in the matter of home runs. The St. Louis catcher connected for 17 during that period and over one-third came in contests in which his brother was pitching—two out of seven in 1942 and four out of nine in 1943, as follows:

1942—May 28, against Pittsburgh; August 19, against Brooklyn.

1943—May 26, against Boston; July 18 and August 8, against Pittsburgh; September 22, against Brooklyn.



# Piedmont League

## Class B

(Compiled by Howe News Bureau, Chicago, Ill.)

### CHAMPIONSHIP WINNERS IN PREVIOUS YEARS.

1920—Greensboro* ..... .687	1927—Raleigh ..... .603	1935—Asheville ..... .629
Raleigh ..... .565	Salisbury-Spencer ..... .720	Richmond* ..... .615
1921—Greensboro* ..... .687	1928—Winston-Salem .. .617	1936—Norfolk† ..... .650
High Point ..... .639	1929—Durham ..... .625	1937—Asheville ..... .640
1922—High Point ..... .610	1930—Henderson ..... .553	Norfolk (2nd)† ... .610
Durham* ..... .632	1931—Charlotte ..... .730	1938—Norfolk ..... .618
1923—Greensboro ..... .610	1932—Greensboro* ..... .563	Charlotte† ..... .613
Danville* ..... .627	Charlotte ..... .667	1939—Asheville† ..... .618
1924—Durham ..... .617	1933—Greensboro ..... .638	1940—Richmond ..... .566
1925—Durham* ..... .571	Greensboro ..... .667	Durham (4th)† ... .541
Winston-Salem ... .656	1934—Charlotte ..... .687	1941—Durham† ..... .613
1926—Greensboro ..... .625	Norfolk* ..... .681	1942—Greensboro† ..... .595
Durham ..... .630		

\*Won split-season playoff. †Won championship and 4-team cup series. ‡Won cup series.

### STANDING OF CLUBS AT CLOSE OF SEASON

Club.	W.	L.	T.	Pct.	Club.	W.	L.	T.	Pct.
Portsmouth .....	90	40	1	.692	Roanoke .....	62	68	1	.477
Richmond .....	72	57	2	.558	Lynchburg .....	54	74	2	.422
Norfolk .....	66	63	4	.512	Durham .....	44	86	2	.338

Playoffs—Portsmouth defeated Roanoke, four games to one; Norfolk defeated Richmond, four games to none; Norfolk defeated Portsmouth, four games to two, in finals.

### CLUB BATTING.

Club.	G.	AB.	R.	OR.	H.	TB.	2B.	3B.	HR.	SH.	SB.	BB.	HB.	SO.	RBI.	LOB.	Pct.
Portsmouth ...	131	4222	579	341	1059	1453	169	93	13	96	133	458	30	560	480	921	.251
Richmond .....	131	4201	522	496	1022	1288	139	53	7	95	82	484	33	479	406	975	.243
Lynchburg .....	130	4283	502	589	1030	1328	166	54	8	92	87	422	27	510	439	984	.240
Roanoke .....	131	4222	517	592	997	1278	145	56	8	67	98	459	28	583	435	920	.236
Norfolk .....	133	4254	458	393	987	1289	152	45	20	91	115	435	21	448	375	954	.232
Durham .....	132	4180	436	603	935	1195	117	48	9	99	57	459	38	735	348	984	.228

### INDIVIDUAL BATTING.

Ten or More Games.

Player and Club.	Bats	G.	AB.	R.	H.	TB.	2B.	3B.	HR.	SH.	SB.	BB.	HB.	RBI.	SO.	Pct.
Harkins, Clarence, Roanoke.....R	19	57	9	34	36	2	0	0	1	3	7	2	7	2	.596	
Pate, Ralph, Portsmouth.....R	10	26	3	11	13	2	0	0	0	0	1	0	5	3	.423	
Hermanski, Eugene, Durham.....L	10	39	7	16	26	1	3	1	0	0	2	0	8	4	.410	
Clifton, Harry, Richmond.....B	46	159	30	54	64	6	2	0	3	5	31	1	27	18	.340	
CASTANO, ANTONIO, Rich.....R	124	471	82	157	193	16	10	0	6	23	59	5	36	41	.3333	
Skeen, Wilmer, Portsmouth.....L	129	517	81	172	246	28	20	2	5	41	25	5	71	35	.3326	
Dinges, George, Roanoke.....L	102	395	70	129	178	21	11	2	7	21	34	4	56	17	.327	
Mauch, Gene, Durham.....R	32	115	19	37	44	5	1	0	1	5	22	0	14	10	.322	
Chippie, Walter, Durham.....R	30	103	14	32	52	6	7	0	0	0	14	1	18	11	.311	
Vanek, Ollie, Lynchburg.....R	112	392	54	119	150	20	4	1	8	3	64	1	58	23	.304	
Levy, Jacob, Portsmouth.....R	28	56	7	17	23	4	1	0	4	0	6	0	8	6	.300	
Rooney, Samuel, Durham.....R	12	40	7	12	13	1	0	0	1	0	7	1	2	8	.304	
O'Brien, Eugene, Norfolk.....L	33	127	17	38	46	5	0	1	3	6	21	3	10	14	.299	
Boehringer, John, Lynchburg.....R	33	81	8	24	32	4	2	0	3	2	6	2	9	18	.296	
Carmichael, Allen, Roanoke.....R	21	51	9	15	20	3	1	0	0	0	1	0	4	17	.294	
Wortman, Lee, Roanoke.....R	124	460	60	135	172	21	5	2	6	9	42	0	65	24	.293	
Dellinger, Eugene, Durham.....L	10	41	6	12	13	1	0	0	0	0	0	0	5	5	.293	
Ball, Edwin, Durham.....R	11	31	3	9	9	0	0	0	0	0	4	0	4	6	.290	
Glunt, N. Charles, Norfolk.....R	122	489	79	141	177	20	8	0	11	19	28	4	34	23	.288	
Churchill, Robert, Portsmouth.....L	82	319	48	92	135	14	13	1	2	5	16	1	34	32	.288	
Roberts, Perry, Durham.....L	11	28	4	8	9	1	0	0	0	0	5	0	1	8	.286	
Milner, James, Richmond.....L	74	270	26	77	92	5	5	0	7	4	11	3	22	7	.285	

Player and Club.	Bats	G.	AB.	R.	H.	TB.	2B.	3B.	HR.	SH.	SB.	BB.	HB.	RBI.	SO.	Pct.
Nichols, Arthur, Lynchburg.....L	123	464	66	132	165	15	9	0	8	10	59	1	33	47	.284	
Phillips, Jack, Norfolk.....R	119	443	53	126	190	22	9	8	4	25	43	1	63	44	.284	
Cabrera, Emilio, Richmond.....R	28	86	5	24	29	3	1	0	4	0	2	1	10	14	.279	
Rogers, Forest, Lynchburg.....L	128	512	67	142	184	23	5	3	8	18	28	1	59	37	.277	
Glover, William, Lynchburg.....L	129	496	83	136	191	30	8	3	7	22	42	3	66	56	.274	
Glor, Henry, Portsmouth.....R	17	11	1	3	3	0	0	0	0	0	2	0	1	1	.273	
Yarger, Dennis, Durham.....L	120	406	48	110	130	12	4	0	13	5	38	1	30	40	.271	
Ray, Cleston, Richmond.....L	130	465	79	125	169	23	9	1	8	14	88	3	51	40	.269	
Crater, Marvin, Norfolk.....R	31	79	4	21	23	2	0	0	1	1	15	0	10	10	.266	
Koney, Charles, Roanoke.....R	72	249	39	66	81	11	2	0	4	9	29	1	24	27	.265	
Zontini, John, Portsmouth.....R	125	451	74	119	190	29	15	4	12	24	62	1	61	100	.264	
Powers, Orace, Roanoke.....R	57	174	12	46	56	10	0	0	2	3	11	0	19	7	.264	
Archer, William, Portsmouth.....R	47	125	18	33	43	1	3	1	5	3	21	0	16	20	.264	
Sanford, Taylor, Richmond.....R	30	106	9	28	36	6	1	0	3	0	8	2	15	11	.264	
Jenkins, William, Durham.....L	116	396	45	104	134	19	4	1	6	8	55	8	45	44	.263	
Astbury, Thomas, Lynchburg.....R	44	161	19	42	58	7	3	1	4	6	23	0	24	18	.261	
Murray, Tom, Durham.....R	13	23	1	6	8	2	0	0	1	0	1	0	1	3	.261	
Kressley, George, Norfolk.....L	47	150	12	39	49	4	3	0	3	0	19	0	12	18	.260	
Smith, William, Portsmouth.....R	129	437	55	113	163	19	14	1	20	19	69	0	55	80	.259	
Mele, Jack, Durham.....R	66	241	30	62	93	13	3	4	3	5	12	1	30	41	.257	
Howington, Jodie, Portsmouth.....L	28	35	7	9	11	0	1	0	0	1	4	1	2	7	.257	
Barney, Rex Ed., Durham.....R	12	35	1	9	11	2	0	0	0	0	0	0	2	11	.257	
Mitchell, Curtis, Roanoke.....R	66	180	21	46	60	8	3	0	1	4	14	1	18	16	.256	
Calvin, Ted, Durham.....L	26	78	7	20	25	1	2	0	2	1	5	0	9	22	.255	
Kinzer, Larry, Richmond.....R	130	423	54	108	139	20	4	1	12	6	79	6	40	12	.255	
Crosswhite, Jack, Roanoke.....R	96	280	28	71	82	5	3	0	3	38	1	36	10	254		
Berra, Lawrence, Norfolk.....L	111	376	52	95	149	17	8	7	6	9	30	0	56	30	.253	
Lynk, Edward, Roanoke.....R	50	190	19	48	74	12	7	0	2	2	13	2	26	32	.253	
Ignasiak, Edwin, Richmond.....B	23	75	14	19	31	6	3	0	1	0	20	0	8	14	.253	
Williams, Wm. J., Lynchburg.....L	68	244	20	61	80	13	3	0	2	1	24	5	21	25	.250	
Wilkie, Carl, Durham.....L	22	80	5	20	22	2	0	0	5	2	3	0	8	8	.250	
Wilkins, Dewey, Richmond.....L	26	64	8	16	20	4	0	0	1	0	6	1	7	9	.250	
Ordenana, Antonio, Portsmouth.....R	125	493	80	123	152	17	6	0	9	30	41	1	46	30	.249	
Green, Daniel, Durham.....R	27	77	4	19	21	2	0	0	4	1	11	1	3	25	.247	
Sinnot, John, Durham.....R	43	159	20	39	47	4	2	0	1	2	13	0	6	27	.245	
Baughn, Raymond, Portsmouth.....L	116	383	50	93	128	16	5	3	8	9	57	4	49	49	.243	
Reynolds, Danny, Norfolk.....R	86	299	37	72	84	10	1	0	11	12	35	5	23	21	.241	
Smith, Charles E., Norfolk.....R	104	356	27	85	97	10	1	0	7	1	22	0	39	24	.239	
Nelson, Russell, Lynchburg.....R	17	63	2	15	17	2	0	0	1	0	1	0	6	11	.238	
Weaver, Claude, 4 Lynch.-21 Dur.....R	25	42	6	10	12	0	1	0	3	1	2	0	4	4	.238	
Petty, Gene, Richmond.....L	130	484	51	114	145	14	7	1	5	6	42	7	69	34	.236	
Hayworth, Lewis, Roanoke.....R	26	94	8	22	27	1	2	0	2	2	5	0	12	9	.234	
Portner, Mike, Norfolk.....R	26	90	8	21	27	4	1	0	2	1	6	0	8	17	.233	
Acosta, Julio, Richmond.....L	35	95	6	22	25	3	0	0	2	2	3	0	7	11	.232	
McQuillen, Joseph, Norfolk.....R	80	269	30	62	77	7	4	0	5	8	25	0	28	42	.230	
Pratt, George, Lynchburg.....L	67	226	18	52	64	8	2	0	10	2	13	1	26	22	.230	
Hoffman, Charles, Portsmouth.....L	129	424	68	97	123	10	8	0	7	3	64	8	39	41	.229	
Kluttz, Alvin, Lynchburg.....L	65	229	22	52	62	8	1	0	1	2	15	5	28	24	.227	
Jackson, Rufus, Richmond.....L	29	97	11	22	30	2	3	0	1	0	9	1	15	11	.227	
Hodge, Madison G., Portsmouth.....R	19	75	9	17	20	1	1	0	2	1	4	0	7	4	.227	
Bennett, Arnold, Roanoke.....R	61	208	29	47	69	4	6	2	4	10	26	1	23	64	.226	
Santora, Michael, Durham.....R	16	31	3	7	8	1	0	0	2	1	0	2	0	3	.226	
Steinecke, William, Portsmouth.....R	81	253	24	57	75	12	3	0	4	1	19	1	25	19	.225	
Jessen, Svend, 10 Nor.-83 Dur.....L	93	312	26	70	94	11	2	3	12	8	49	1	27	20	.224	
Stoner, Robert, Norfolk.....R	37	116	9	26	36	10	0	0	1	2	19	1	10	8	.224	
Theobald, Raymond, Durham.....R	103	360	28	80	99	9	5	0	7	3	39	10	32	55	.222	
Rochelli, Louis, Durham.....R	46	158	19	35	43	2	3	0	3	3	34	2	11	21	.222	
Parker, James, Roanoke.....B	19	36	4	8	13	1	2	0	0	0	0	0	4	8	.222	
Distefano, Salvatore, Lynchburg.....L	22	68	6	15	17	0	1	0	2	2	1	0	7	5	.221	
Fontaine, Roy, Roanoke.....L	99	326	59	71	97	15	4	1	9	11	81	1	36	53	.218	
Edwards, Don, Roanoke.....R	21	83	3	18	19	1	0	0	0	0	3	0	5	13	.217	
Curlee, Jack, Roanoke.....R	31	116	20	25	33	6	1	0	0	4	14	0	7	12	.216	
Winters, Harry, Durham.....R	15	37	4	8	8	0	0	0	4	0	5	0	1	12	.216	
Provinzano, Samuel, Roanoke.....B	13	37	5	8	9	1	0	0	0	0	3	0	2	5	.216	
Dunlap, Frank, Norfolk.....L	26	79	5	17	26	4	1	1	0	3	16	1	11	6	.215	
Kramer, William, Richmond.....L	76	286	30	61	82	6	3	3	1	8	18	1	30	35	.213	
Urner, Harold, Roanoke.....R	55	178	26	38	48	4	3	0	4	4	29	1	11	32	.213	
Lopatka, Arthur, Lynchburg.....L	58	160	16	34	46	2	5	0	6	6	14	0	16	17	.213	
Hamner, Wesley, Richmond.....R	91	307	32	65	80	6	3	1	14	6	27	0	22	74	.212	
Travis, John, Durham.....L	55	99	8	21	22	1	0	0	2	1	11	0	8	29	.212	
Parker, Donald, Lynchburg.....R	14	38	5	8	13	3	1	0	0	1	1	0	3	10	.211	
Biershenk, George, Norfolk.....R	14	53	8	11	12	1	0	0	0	2	10	1	4	2	.208	
Kale, Wilford, Durham.....R	45	151	18	31	38	3	2	0	5	1	19	1	9	25	.205	
Danos, Blaise, Lynchburg.....R	67	221	29	45	59	10	2	0	8	5	37	3	25	39	.204	
Lorenz, Louis, Richmond.....R	21	65	7	13	15	0	1	0	0	0	3	0	5	2	.200	

Player and Club.	Bats	G.	AB.	R.	H.	TB.	2B.	3B.	HR.	SH.	SB.	BB.	HB.	RBI.	SO.	Pct.
Dix, Donald, Roanoke.....	R	13	40	2	8	9	1	0	0	0	0	5	1	3	8	.200
Cummins, Robert, Roanoke.....	R	10	30	3	6	7	1	0	0	0	2	0	1	1	9	.200
Collins, Wayne, Durham.....	R	10	30	3	6	8	2	0	0	1	0	2	0	2	10	.200
Motto, George, Norfolk.....	R	111	393	35	78	104	13	5	1	9	8	31	2	29	19	.198
Usciak, Matthew, Norfolk.....	R	42	138	13	27	31	4	0	0	3	13	20	2	7	22	.196
Cohn, Clifton, Durham.....	R	39	123	15	24	29	1	2	0	3	3	11	0	13	24	.195
Gettel, Allen, Norfolk.....	R	25	62	3	12	12	0	0	0	4	1	3	0	4	2	.194
Williams, Ralph, Portsmouth.....	R	33	88	11	17	23	0	3	0	5	0	5	1	12	24	.193
Kinnaman, Richard, Durham.....	R	30	74	7	14	16	2	0	0	1	0	5	0	1	16	.189
Lovy, Irving, Norfolk.....	L	42	133	14	25	34	6	0	1	1	0	10	0	13	8	.186
Atkins, Ralph, Roanoke.....	L	32	96	9	18	27	2	2	1	0	4	14	1	14	28	.188
Jilton, Ned D., Lynchburg.....	L	13	16	3	3	5	0	1	0	0	0	0	0	2	3	.188
Stein, Irvin M., Portsmouth.....	R	35	102	7	19	22	1	1	0	6	2	6	1	10	26	.186
Drexler, Francis, Durham.....	R	12	43	3	8	9	1	0	0	0	0	6	0	1	8	.186
Wachtler, Elmer, Lynchburg.....	L	50	135	12	25	32	3	2	0	2	2	17	1	12	32	.185
Greenwald, John F., Norfolk.....	L	15	38	3	7	10	1	1	0	0	1	13	1	1	5	.184
Untak, Ray, Norfolk.....	L	39	88	11	16	26	3	2	1	0	1	14	0	10	18	.182
Sucky, William, Norfolk.....	R	35	72	3	13	15	2	0	0	2	0	4	0	4	23	.181
Jacobson, William, Lynchburg.....	R	10	34	3	6	6	0	0	0	1	0	3	0	0	4	.176
Johnson, Curtis, Richmond.....	R	34	86	6	15	20	5	0	0	5	0	1	0	13	12	.174
Rawlinson, Glenn, Durham.....	R	62	205	13	35	44	3	3	0	6	1	18	1	18	58	.171
Bond, James, Lynchburg.....	R	13	35	4	6	9	1	1	0	3	0	3	1	4	5	.171
Lather, Laverne, Portsmouth.....	R	19	59	7	10	10	0	0	0	0	0	11	1	2	13	.169
Schmidt, Jack, Richmond.....	R	45	131	18	22	24	2	0	0	3	3	21	1	6	26	.168
Driscoll, Courtney, Richmond.....	R	93	294	36	49	60	9	1	0	10	5	41	2	16	53	.167
Sabena, Michael, Roanoke.....	R	23	90	11	15	17	2	0	0	2	1	3	0	5	8	.167
Kalbaugh, Robert, Durham.....	R	27	78	5	13	19	2	2	0	2	1	4	1	8	14	.167
Pepper, Fred, Norfolk.....	R	29	54	5	9	9	0	0	0	4	1	7	0	6	8	.167
Ridele, Charles, Roanoke.....	R	13	48	4	8	10	2	0	0	0	0	6	0	2	7	.167
Frost, Robert, Durham.....	R	11	24	3	4	5	1	0	0	0	0	6	0	4	7	.167
Patterson, Edward, Durham.....	R	10	12	0	2	2	0	0	0	0	0	2	0	1	4	.167
Owens, Furman, Portsmouth.....	R	78	243	18	40	52	9	0	1	10	3	25	2	28	29	.165
Comellas, George, Portsmouth.....	R	27	69	4	11	13	2	0	0	3	0	4	0	4	13	.159
Simons, Raymond (Leon), Dur.....	R	29	44	4	7	9	0	1	0	2	1	2	0	1	13	.159
Gillette, Turnbull, Richmond.....	R	15	51	6	8	8	0	0	0	2	0	1	0	4	5	.157
Sumey, George, Lynchburg.....	R	27	58	4	9	12	1	1	0	1	0	6	1	1	6	.155
Braxton, Garland, Norfolk.....	L	24	39	2	6	7	1	0	0	3	0	3	0	2	15	.154
Thompson, Donald, Roanoke.....	L	12	26	4	4	6	2	0	0	1	0	3	0	2	7	.154
Ginley, James, Durham.....	R	13	46	6	7	8	1	0	0	1	2	5	2	2	9	.152
Blonski, Ed., Durham.....	R	32	106	7	16	17	1	0	0	0	4	1	9	26	15	.151
Connors, Harold, Roanoke.....	R	22	74	10	11	15	2	1	0	3	5	11	1	7	10	.149
Jones, Joseph, Richmond.....	R	24	47	3	7	7	0	0	0	0	0	5	0	2	4	.149
Kenworthy, Richard, Richmond.....	R	17	27	3	4	4	0	0	0	1	0	0	0	1	12	.148
Erps, Robert, Lynchburg.....	R	58	186	14	27	34	7	0	0	7	2	15	1	11	32	.145
Zodda, Victor, Durham.....	R	39	111	16	16	20	2	1	0	0	2	16	2	6	25	.144
Douglass, Joseph, Roanoke.....	R	11	28	4	4	7	3	0	0	0	0	4	2	0	15	.143
Patton, Ray, Roanoke.....	R	25	78	3	11	14	1	1	0	1	0	3	0	5	17	.141
Bucz, Edwin, Portsmouth.....	R	21	50	7	7	10	3	0	0	1	8	0	5	16	140	.140
Cronin, Michael, Durham.....	R	21	44	3	6	6	0	0	0	3	0	2	0	2	7	.136
Milner, Walter, Roanoke.....	R	24	45	2	6	7	1	0	0	1	0	2	0	2	12	.133
Gardella, Alfred, Roanoke.....	L	27	76	9	10	10	0	0	0	2	0	14	2	2	6	.132
Herr, John, Lynchburg.....	R	39	77	6	10	10	0	0	0	3	0	5	0	5	10	.130
Blackman, Kenneth, Lynchburg.....	R	26	85	6	11	12	1	0	0	0	0	13	1	2	8	.129
Neuberger, Herman, Lynchburg.....	R	23	39	3	5	7	0	1	0	0	0	0	0	5	4	.128
Crosswhite, Harry, Roanoke.....	R	19	67	7	8	8	0	0	0	2	0	9	0	7	11	.119
Moore, Herbert, Durham.....	R	17	42	4	5	6	1	0	0	1	1	7	0	3	17	.119
Sima, Albert, Richmond.....	R	16	42	1	5	6	1	0	0	2	0	3	0	1	16	.119
Orphal, John, Norfolk.....	R	17	51	3	6	6	0	0	0	1	0	3	0	4	12	.118
Smith, Bruce, Lynchburg.....	R	10	17	2	2	3	1	0	0	0	0	4	0	1	7	.118
Dean, Charles, Durham.....	R	15	36	5	4	5	1	0	0	3	1	9	2	2	13	.111
Diaz, Raoul, Richmond.....	L	18	27	0	3	3	0	0	0	2	0	3	0	1	15	.111
Males, Victor, Norfolk.....	R	24	82	11	9	11	2	0	0	5	1	10	0	6	10	.109
Grundy, Harry, Durham.....	R	10	10	0	1	1	0	0	0	0	0	0	0	1	5	.100
Knowles, Giles, Norfolk.....	R	21	41	3	4	7	1	1	0	3	0	4	0	1	13	.098
Reynolds, R. Preston, Roanoke.....	R	13	33	4	3	3	0	0	0	0	0	5	0	4	7	.091
Poole, Phil, Roanoke.....	R	10	11	1	1	1	0	0	0	0	0	1	0	1	5	.091
McDonald, Woodrow, Roanoke.....	L	12	34	2	3	3	0	0	0	0	0	7	0	2	4	.088
Clough, Walter, Roanoke.....	R	18	34	3	3	3	0	0	0	1	0	6	1	4	12	.088
Rhodes, James, Roanoke.....	L	11	25	0	2	2	0	0	0	0	0	0	0	0	6	.080
Code, Harvey, Durham.....	R	10	16	0	1	1	0	0	0	1	0	0	0	1	9	.063
Lakos, Thomas, Roanoke.....	R	10	18	1	1	3	0	1	0	1	0	4	0	3	3	.056
Manush, Henry, Roanoke.....	L	10	8	0	0	0	0	0	0	0	0	1	0	0	0	.000

## PLAYERS IN LESS THAN TEN GAMES.

Durham—Joe Nichols, Ray Boles, J. C. Cooksey, James Garrett, George Souza, Louis Schuermann, Lester Studener, William Boaz, James Padgett, Robert Lyle, James Stanton. Lynchburg—

Juntus Beck, Otis Davis, Harold Anderson, Herbert Severs, Gordon Bragg, Cletus Held, Theodore Garbee, Pat McCullough, John Pakron, Henry Soven, George Thorn, Roman Brunswick, Kenneth Young, Charles Miller, Joseph Mallott, Francis Bartolomei, Shamrock Denning, James Fitzsimmons, Bennett Jaynes (also Roanoke), Henry J. Koch, Lloyd Lowe, Albert Schoendienst, Joseph Overman, Lawrence Whalen, Norfolk—Herbert May, William Carey, Albert Malinowski, Thomas Kain, Robert Campbell, Al Miller, Hubert Roberts, Hugh (Q. P.) Taylor, Edgar Chitwood, William Davis, Oliver Holmes, Clarence Lynch, Portsmouth—Vernon Godfredson, Robert Schletcher, Richmond—Harry Bearden, Owen Wright, Guy Fletcher, Robert McDonald, Roanoke—Robert Phillips, Joseph Horkay, Edward Christensen, Hope Beard, Lewis Brua, Joseph Nalley, Joe David Weddington, James Coats, Robert Gilman, George Cunningham, Horace Hubbard, Gerard McCourt, Russell Spicer, Serge Schuster, James Suchecki, Dan Calaman (also Richmond), Leonard DeMasters, Colin Glasgow, James Poole, Clyde Powell, Robert Sperry.

CLUB FIELDING.

Club.	G.	DP.	PB.	PO.	A.	E.	Pct.	Club.	G.	DP.	PB.	PO.	A.	E.	Pct.
Portsmouth ....	131	119	8	3376	1533	200	.961	Lynchburg ....	130	87	31	3311	1455	274	.946
Norfolk .....	133	107	15	3385	1508	209	.959	Roanoke .....	131	84	15	3317	1493	279	.945
Richmond .....	131	92	33	3312	1415	224	.955	Durham .....	132	100	21	3305	1540	301	.942

INDIVIDUAL FIELDING.

Ten or More Games.

FIRST BASEMEN.

Player and Club.	G.	PO.	A.	E.	DP.	Pct.	Player and Club.	G.	PO.	A.	E.	DP.	Pct.
Calvin, Durham ....	26	234	10	2	13	.992	Fontaine, Roanoke ..	47	397	31	8	27	.982
Boehringer, Lynchb'g.	14	120	4	1	7	.992	Atkins, Roanoke ....	31	262	27	6	13	.980
Jessen, Norfolk-Dur..	82	760	45	9	51	.989	Gardella, Roanoke ..	22	201	17	5	16	.978
Rogers, Lynchburg ..	104	866	70	12	52	.987	Ignasiak, Richmond ..	23	182	20	5	13	.976
Sanford, Richmond ..	30	269	16	4	9	.986	Dinges, Roanoke ....	25	215	22	7	17	.971
Phillips, Norfolk ..	119	1162	44	18	84	.985	Greenwald, Norfolk ..	14	147	9	5	8	.969
Baughn, Portsmouth..	115	1105	46	20	96	.983	Distefano, Lynchburg	10	73	1	3	2	.961
Kramer, Richmond ..	76	654	50	12	54	.983	Buez, Portsmouth ...	11	101	4	5	10	.955

SECOND BASEMEN.

Rochelli, Durham ....	22	70	82	2	12	.988	Kale, Durham .....	17	32	54	5	7	.945
Usciak, Norfolk .....	16	38	50	6	7	.978	Castano, Richmond ..	121	240	331	42	37	.932
Vanek, Lynchburg ....	35	90	104	6	15	.970	Rawlinson, Durham ..	47	93	158	19	16	.930
Koney, Roanoke .....	72	166	220	14	20	.965	Hayworth, Roanoke ..	26	69	88	12	13	.929
Hoffman, Portsmouth..	129	331	408	28	78	.963	Klutz, Lynchburg ...	12	27	26	5	2	.914
Glunt, Norfolk .....	106	250	322	29	62	.952	Wilkie, Durham .....	22	55	68	13	10	.904
Erps, Lynchburg ....	13	50	26	4	7	.950	Provinzano, Roanoke ..	10	30	33	7	3	.900
Danos, Lynchburg ...	63	189	205	21	34	.949	Dean, Durham .....	12	35	44	10	7	.888
Hamner, Richmond ..	13	42	44	5	10	.945							

THIRD BASEMEN.

Bionski, Durham ....	32	35	59	4	5	.959	Wortman, Roanoke ...	69	85	117	21	5	.906
Sabena, Roanoke ....	23	37	55	5	5	.948	Yarger, Durham ....	16	13	24	5	2	.881
Motto, Norfolk .....	109	107	194	17	14	.947	Theobold, Durham ...	27	32	41	10	3	.880
Vanek, Lynchburg ...	41	44	78	8	6	.938	Mitchell, Roanoke ...	10	10	12	3	0	.880
Archer, Portsmouth ..	39	39	60	8	4	.925	Hamner, Richmond ...	69	70	119	28	12	.871
Driscoll, Richmond ..	43	59	73	11	7	.933	Lather, Portsmouth ..	12	8	18	4	1	.867
Glunt, Norfolk .....	13	24	31	5	0	.917	Zontini, Portsmouth ..	82	80	139	36	7	.859
Williams, Lynchburg ..	52	55	91	14	8	.913	Schmidt, Richmond ...	23	26	40	11	2	.857
Green, Durham .....	27	26	47	7	5	.913	Drexler, Durham ....	12	14	17	6	1	.838
Harkins, Roanoke ...	14	7	24	3	2	.912	Nelson, Lynchburg ...	14	20	26	12	0	.793
Rogers, Lynchburg ..	18	13	27	4	1	.909	Cummins, Roanoke ...	10	7	6	6	0	.684

SHORTSTOPS.

Males, Norfolk .....	20	33	50	3	7	.965	Mauch, Durham .....	32	77	81	19	9	.893
Kinzer, Richmond ...	130	240	369	23	48	.964	Ridele, Roanoke .....	13	41	33	9	9	.892
Ordenana, Portsmouth.	124	278	470	33	92	.958	Jacobson, Lynchburg ..	10	24	36	8	5	.882
Reynolds, Norfolk ...	86	175	266	25	38	.946	Wachtler, Lynchburg ..	14	25	36	9	1	.871
Biershenk, Norfolk ...	14	27	51	5	8	.940	Klutz, Lynchburg ...	26	49	58	16	8	.870
Winters, Durham ....	10	17	24	3	3	.932	Kale, Durham .....	27	45	77	19	16	.865
Kalbaugh, Durham ...	18	36	58	7	9	.931	Erps, Lynchburg ...	39	74	78	26	8	.854
Rebough, Durham ...	26	52	82	11	13	.924	Urner, Roanoke .....	19	41	42	17	6	.830
Connors, Roanoke ....	22	49	62	11	14	.910	Moore, Durham .....	15	28	29	12	5	.826
Crosswhite, Roanoke ..	19	31	53	9	5	.903	Reynolds, Roanoke ...	11	18	19	9	2	.804

OUTFIELDERS.

Kressley, Norfolk ...	46	62	1	0	0	1.000	Dellinger, Durham ...	10	19	0	0	0	1.000
Hedge, Portsmouth ..	19	30	1	0	0	1.000	Parker, Lynchburg ...	10	10	0	0	0	1.000



## OUTFIELDERS—Continued.

Player and Club.	G.	PO.	A.	E.	DP.	Pct.	Player and Club.	G.	PO.	A.	E.	DP.	Pct.
Sinnott, Durham	43	80	10	1	2	.989	Lopatka, Lynchburg	20	40	2	2	0	.955
Clifton, Richmond	46	78	4	1	2	.988	Petty, Richmond	130	227	16	12	3	.953
Ray, Richmond	130	266	11	4	1	.986	Dinges, Roanoke	77	170	8	9	1	.952
Curlee, Roanoke	31	52	2	1	0	.982	Hermanski, Durham	10	17	1	1	0	.947
Zontini, Portsmouth	44	89	3	2	0	.979	Dix, Roanoke	13	16	1	1	0	.944
Smith, Portsmouth	125	209	11	5	4	.978	Nichols, Lynchburg	122	240	5	16	2	.939
Wortman, Roanoke	49	84	7	2	0	.978	Lynk, Roanoke	50	71	4	5	1	.938
Fontaine, Roanoke	53	86	4	2	2	.978	Jenkins, Durham	105	170	16	13	4	.935
Uniak, Norfolk	17	37	3	1	2	.976	Churchill, Portsmouth	79	118	5	9	1	.932
Vanek, Lynchburg	38	66	3	2	0	.972	Stoner, Norfolk	37	46	5	4	1	.927
Asbury, Lynchburg	44	86	8	3	2	.969	Mele, Durham	63	106	7	9	2	.926
Edwards, Roanoke	18	29	2	1	1	.969	Schmidt, Richmond	15	24	1	2	0	.926
Smith, Norfolk	99	143	6	5	5	.968	Milner, Richmond	71	103	8	9	3	.925
O'Brien, Norfolk	38	58	2	2	0	.968	McDonald, Roanoke	10	10	2	1	1	.923
Usciak, Norfolk	20	25	4	1	0	.967	Glover, Lynchburg	129	200	10	19	2	.917
McQuillen, Norfolk	78	138	7	6	1	.960	Urner, Roanoke	25	29	4	3	1	.917
Theobald, Durham	77	148	13	7	1	.958	Cohn, Durham	33	52	4	6	1	.903
Skeen, Portsmouth	129	273	19	13	4	.957	Portner, Norfolk	10	17	0	2	0	.895
Chippie, Durham	29	60	5	3	2	.956	Bennett, Roanoke	57	73	5	12	0	.867
Levy, Norfolk	38	62	3	3	1	.956	Ball, Durham	11	10	2	2	0	.857

## PITCHERS.

Wachtler, Lynchburg	22	11	25	0	3	1.000	Murray, Durham	13	2	24	2	3	.929
Clough, Roanoke	17	6	27	0	1	1.000	Williams, Portsmouth	32	17	60	6	2	.928
Sima, Richmond	15	6	23	0	1	1.000	Carmichael, Roanoke	19	6	31	3	1	.925
Glor, Portsmouth	15	5	13	0	1	1.000	Neuberger, Lynchburg	12	1	11	1	0	.923
Boehring, Lynchburg	13	1	12	0	0	1.000	Jones, Richmond	22	9	25	3	0	.919
Mitchell, Roanoke	23	13	39	1	2	.981	Lopatka, Lynchburg	27	17	56	7	3	.913
Stein, Portsmouth	31	11	71	2	3	.976	Johnson, Richmond	32	28	63	9	1	.910
Howington, Ports.	22	4	35	1	2	.975	Gettel, Norfolk	25	8	41	5	2	.907
Bond, Lynchburg	13	4	26	1	0	.968	Sumey, Lynchburg	27	6	43	5	2	.907
Comellas, Portsmouth	27	5	52	2	2	.966	Milner, Roanoke	23	10	29	4	1	.907
Patton, Roanoke	25	10	45	2	4	.965	Parker, Roanoke	18	6	23	3	1	.906
Santora, Durham	14	1	26	1	0	.964	Acosta, Richmond	30	14	53	7	3	.905
Braxton, Norfolk	24	3	24	1	1	.964	Collins, Durham	10	2	13	2	1	.882
Herr, Lynchburg	36	13	58	3	2	.959	Uniak, Norfolk	15	4	17	3	1	.875
Levy, Portsmouth	21	6	41	2	3	.959	Diaz, Richmond	18	5	16	3	1	.875
Travis, Durham	37	12	69	4	5	.958	Codde, Durham	10	0	7	1	0	.875
Sucky, Norfolk	35	9	49	3	2	.951	Kenworthy, Richmond	17	2	11	2	0	.867
Pepper, Norfolk	26	7	45	3	2	.945	Barney, Durham	11	4	15	3	1	.864
Knowles, Norfolk	20	0	34	2	1	.944	Simons, Durham	22	1	19	4	0	.833
Wilkins, Richmond	22	8	40	3	3	.941	Orphal, Norfolk	15	6	18	5	1	.828
Weaver, Lynch.-Dur.	23	2	26	2	2	.933	Jilton, Lynchburg	13	0	9	2	0	.818
Cronin, Durham	21	8	33	3	2	.932							

## CATCHERS.

Player and Club.	G.	PO.	A.	E.	DP.	PB.	Pct.	Player and Club.	G.	PO.	A.	E.	DP.	PB.	Pct.
Kluttz, Lynchburg	29	113	16	1	3	3	.992	Berra, Norfolk	93	480	75	16	7	3	.972
Pratt, Lynchburg	65	298	32	5	4	12	.986	Williams, Lynch.	10	54	9	2	0	4	.969
Jackson, Richmond	29	208	9	3	1	5	.986	Crater, Norfolk	25	120	17	5	1	3	.965
Lorenz, Richmond	19	102	3	2	0	3	.981	Powers, Roanoke	47	207	31	9	3	4	.964
Owens, Portsmouth	67	255	30	6	1	3	.979	Zodda, Durham	32	148	24	7	5	3	.961
Cabrera, Rich.	27	124	12	3	1	9	.978	Blackman, Lynch.	26	126	28	8	3	3	.951
Crosswhite, Roan.	84	477	81	14	12	10	.976	Gillette, Rich.	14	70	4	4	0	2	.949
Stelnecke, Ports.	65	310	30	9	3	4	.974	Dunlap, Norfolk	20	93	17	7	3	6	.940
Driscoll, Rich.	46	194	27	6	2	12	.974	Kinnaman, Dur.	21	76	13	7	2	2	.927
Yarger, Durham	81	349	45	11	8	13	.973								

## PITCHERS' RECORDS.

Forty-five or More Innings.

Player and Club.	G.	CG.	W.	L.	Pct.	IP.	AB.	H.	R.	ER.	BB.	SO.	HB.	WP.	Ave.
BRAXTON, Norfolk*	24	13	14	2	.875	121	425	83	15	10	20	64	0	1	0.74
Gettel, Norfolk	25	18	11	11	.500	195	703	144	46	30	59	80	5	3	1.38
Pate, Portsmouth	6	5	4	2	.667	49	174	34	11	8	24	26	1	3	1.47
Levy, Portsmouth	21	14	13	4	.765	163	608	148	40	27	26	73	2	2	1.49
Comellas, Portsmouth	27	20	15	8	.652	196	714	155	47	37	50	126	0	3	1.70
Stein, Portsmouth	31	29	24	6	.800	267	1025	239	86	55	12	71	1	0	1.85
Orphal, Norfolk	15	13	8	7	.533	116	404	70	37	24	46	72	0	1	1.86
Murray, Durham	13	6	4	4	.500	66	235	44	22	14	33	28	3	1	1.91

\*Throws left-handed.



ER.

Player and Club.	G.	CG.	W.	L.	Pct.	IP.	AB.	H.	R.	ER.	BB.	SO.	HB.	WP.	Ave.
Acosta, Richmond* . . . . .	30	21	17	8	.680	226	820	157	66	51	59	208	4	3	2.03
Howington, Portsmouth* . . . . .	22	9	9	5	.643	106	391	94	37	25	27	39	2	2	2.12
Patton, Roanoke . . . . .	25	21	17	5	.773	197	695	137	69	48	130	147	15	5	2.19
R. Williams, Ports. . . . .	32	25	18	12	.600	250	941	217	72	62	60	116	4	3	2.23
Pepper, Norfolk . . . . .	26	11	10	8	.556	149	554	136	56	37	66	61	6	6	2.23
Sucky, Norfolk . . . . .	35	12	10	9	.526	203	723	150	67	51	97	106	2	6	2.26
Cronin, Durham* . . . . .	21	13	7	10	.412	142	537	119	65	36	61	67	5	2	2.28
Bond, Lynchburg . . . . .	13	9	6	5	.545	97	367	88	39	26	33	38	3	4	2.41
Santora, Durham . . . . .	14	7	3	5	.375	82	328	89	36	23	20	26	1	2	2.52
Milner, Roanoke . . . . .	23	7	9	7	.563	120	470	119	65	35	48	40	1	3	2.63
Sima, Richmond* . . . . .	15	13	10	5	.667	115	440	99	39	34	39	71	2	5	2.66
Uniak, Norfolk* . . . . .	15	7	6	6	.500	97	363	79	37	29	48	62	1	4	2.69
Wilkins, Richmond* . . . . .	22	16	9	10	.474	158	603	127	69	48	65	93	4	4	2.73
Sumey, Lynchburg . . . . .	27	7	9	7	.563	153	617	158	82	48	67	74	1	14	2.82
Carmichael, Roanoke . . . . .	19	12	11	5	.688	126	481	115	58	41	46	42	7	3	2.93
Collins, Durham . . . . .	10	7	3	6	.333	83	312	78	35	27	34	37	2	4	2.93
Jilton, Lynchburg* . . . . .	13	1	1	5	.167	49	193	46	33	16	31	31	3	2	2.94
Mitchell, Roanoke . . . . .	23	15	8	12	.400	158	611	149	64	52	38	54	4	2	2.96
Weaver, 4 Lch.-19 Dur. . . . .	23	10	8	8	.500	127	506	132	58	42	31	48	0	0	2.98
Knowles, Norfolk . . . . .	20	9	3	9	.250	126	463	103	55	42	60	86	5	4	3.00
Barney, Durham . . . . .	11	7	4	6	.400	81	307	70	41	27	51	71	5	7	3.00
Jones, Richmond . . . . .	22	11	7	8	.467	122	473	116	58	41	47	48	6	6	3.02
Lopatka, Lynchburg* . . . . .	13	9	11	4	.450	172	685	177	84	58	80	106	8	6	3.03
Travis, Durham . . . . .	37	20	8	19	.296	221	873	236	115	76	75	100	4	6	3.10
Glou, Portsmouth . . . . .	15	2	3	1	.750	50	196	48	21	18	19	16	0	1	3.24
Herr, Lynchburg* . . . . .	36	15	12	16	.444	205	749	171	108	74	129	132	5	7	3.25
Kenworthy, Richmond . . . . .	17	1	2	3	.400	84	320	84	44	32	37	29	1	4	3.43
Diaz, Richmond* . . . . .	18	7	5	6	.455	87	338	90	41	34	51	38	0	5	3.52
Wachtler, Lynchburg . . . . .	22	10	6	12	.333	121	480	114	65	51	56	67	3	4	3.79
Johnson, Richmond . . . . .	32	21	14	15	.483	226	921	264	123	103	46	65	1	8	4.10
Boehringer, Lynchburg. . . . .	13	1	0	4	.000	47	189	51	35	22	24	18	2	0	4.21
Clough, Roanoke . . . . .	17	6	5	5	.500	114	455	126	70	55	43	65	3	6	4.34
Parker, Roanoke . . . . .	18	6	1	7	.125	84	329	78	56	41	50	51	4	7	4.39
Simons, Durham . . . . .	22	2	1	6	.250	78	316	83	63	39	42	32	6	3	4.50
Chitwood, Norfolk . . . . .	9	1	1	4	.200	46	160	31	26	24	34	23	4	3	4.70

Balks—Uniak, Jilton, Diaz, Parker, Simons, 2 each; Gettel, Comellas, Bond, Sima, Wilkins, Sumey, Carmichael, Mitchell, Barney, Jones, Travis, Herr, Kenworthy, Wachtler, Chitwood, 1 each. Shutouts—Levy, 7; Acosta, 6; Gettel, Comellas, Sucky, R. Williams, Stein, 5 each; Johnson, Braxton, 4 each; Sima, Weaver, Milner, Cronin, Orphal, 3 each; Wilkins, Sumey, Travis, Herr, Lopatka, 2 each; Bond, Barney, Jones, Wachtler, Pepper, Pate, Diaz, Simons, 1 each.

Ties—Sucky, Sumey, Pepper, 2 each; Kenworthy, Chitwood, Boehringer, Knowles, Patton, Howington, Uniak, Comellas, Johnson, Cronin, Wilkins, Herr, Lopatka, Diaz, 1 each.

Less Than Forty-five Innings.

Player and Club.	G.	CG.	W.	L.	Pct.	IP.	H.	R.	BB.	SO.	HB.	WP.	Bk.	Sh.	O.
Fletcher, Guy, Richmond. . . . .	5	4	5	0	1.000	39	37	18	11	28	1	2	1	0	0
Garbee, Theodore, Lynchburg. . . . .	3	3	3	0	1.000	29	20	2	3	12	0	2	0	1	1
McCullough, Pat, Lynchburg. . . . .	3	1	1	0	1.000	16	8	6	3	1	0	0	0	0	0
Thorn, George, Lynchburg. . . . .	3	0	1	0	1.000	13	8	5	11	3	1	0	1	0	0
Held, Cletus, Lynchburg. . . . .	1	1	1	0	1.000	9	3	1	2	7	4	0	0	0	0
Brunswick, Roman, Lynch. . . . .	1	1	1	0	1.000	7	5	0	2	3	0	0	1	1	1
Bragg, Gordon, Lynchburg. . . . .	1	0	1	0	1.000	6	2	1	4	2	0	0	0	0	0
Young, Kenneth, Lynchburg. . . . .	1	0	1	0	1.000	6	2	2	2	2	0	1	0	0	0
Wright, Owen, Richmond. . . . .	4	2	3	1	.750	23	24	8	7	9	0	0	0	1	1
Boles, Roy, Durham. . . . .	3	3	2	1	.667	23	24	8	12	8	0	1	0	1	1
Godfredson, Vernon, Ports. . . . .	6	3	3	2	.600	44	41	27	20	19	2	2	0	0	0
Davis, William H., Norfolk. . . . .	8	1	3	2	.600	44	49	29	16	25	1	0	0	0	0
Neuberger, Herman, Lynch. . . . .	12	1	1	1	.500	43	40	25	16	13	1	1	2	0	0
Lyle, Robert, Durham. . . . .	7	0	1	1	.500	28	26	18	20	19	0	3	2	0	0
Cunningham, George, Roan. . . . .	5	0	1	1	.500	20	27	19	15	7	2	2	0	0	0
Powell, Clyde, Roanoke. . . . .	7	1	2	3	.400	34	27	12	15	32	0	0	0	1	1
Patterson, Edward, Durham. . . . .	9	2	2	5	.286	44	50	23	13	5	1	1	1	0	0
Poole, Phil, Roanoke. . . . .	8	1	1	3	.250	35	47	34	21	11	3	3	0	0	0
Jaynes, Bennett, 6 Ro.-2 Lch. . . . .	8	1	1	4	.200	42	36	36	43	14	5	2	2	1	1
Thompson, Donald, Roanoke*. . . . .	6	2	1	4	.200	28	21	18	35	36	0	4	0	0	0
Codde, Harvey, Durham. . . . .	10	2	1	6	.143	42	44	35	26	17	1	0	0	0	0
Grundy, Harry, Durham. . . . .	8	0	0	5	.000	29	33	29	28	17	2	2	0	0	0
Soven, Henry, Lynchburg. . . . .	5	1	0	3	.000	27	21	11	14	20	0	0	0	0	0
Nalley, Joseph, Roanoke. . . . .	5	1	0	3	.000	25	22	16	24	10	1	1	1	0	0
Gardella, Alfred, Roanoke*. . . . .	3	2	0	3	.000	18	21	13	4	5	1	0	0	0	0
Phillips, Robert, Roanoke*. . . . .	3	1	0	3	.000	11	12	14	10	3	1	1	0	0	0
Holmes, Oliver, Norfolk. . . . .	6	1	0	2	.000	23	16	16	13	18	1	0	0	0	0

Player and Club.	G.	CG.	W.	L.	Pct.	IP.	H.	R.	BB.	SO.	HB.	WP.	Bk.	Sh.	O.
Jenkins, William, Durham.....	6	2	0	2	.000	21	15	9	15	7	0	2	0	0	0
Nichols, Joe, Durham.....	6	0	0	2	.000	19	23	22	14	8	0	1	1	0	0
Koch, Henry, Lynchburg.....	9	1	0	2	.000	17	14	14	13	8	1	5	0	0	0
Miller, Charles, Lynchburg... 2	0	0	0	2	.000	16	15	8	6	7	0	0	0	0	0
Fitzsimmons, James, Lynch... 4	0	0	0	2	.000	11	11	12	8	4	2	0	0	0	0
Parker, Donald, Lynch..... 3	0	0	0	2	.000	10	17	17	7	2	0	1	0	0	0
Malinowski, Al, Norfolk..... 2	0	0	0	2	.000	3	1	5	8	0	0	0	0	0	0
Souza, George, Durham..... 8	1	0	1	.000	30	45	28	14	10	1	0	1	0	1	0
Mallott, Joseph, Lynchburg... 8	0	0	1	.000	23	25	15	21	14	1	3	0	0	0	0
Bearden, Harry, Richmond... 3	1	0	1	.000	17	23	21	9	4	0	0	1	0	0	0
Horkay, Joseph, Roanoke..... 3	1	0	1	.000	13	15	6	4	16	2	1	0	0	0	0
Kain, Thomas, Norfolk..... 1	1	0	1	.000	6	4	3	5	1	1	0	0	0	0	0

## PITCHERS WITHOUT A DECISION

Player and Club.	G.	IP.	Player and Club.	G.	IP.
Lakos, Thomas, Roanoke.....	5	13	Driscoll, Courtney, Richmond.....	1	2
Beard, Hope, Roanoke.....	3	9	Petty, Gene, Richmond.....	1	2
Cooksey, J. C., Durham.....	2	1½	Bennett, Arnold, Roanoke.....	1	2
Christenson, Edward, Roanoke.....	2	1½	Studener, Lester, Durham.....	1	1
Clifton, Harry, Richmond.....	1	6	Roberts, Hubert, Norfolk.....	1	1
Sucecki, Joseph, Roanoke.....	1	3	Crosswhite, Harry, Roanoke.....	1	½
Pakron, John, Lynchburg.....	1	3	Brua, Lewis, Roanoke.....	1	½



## NAPPED THREE TIMES, NABBED THREE TIMES

Guy Hecker holds a flock of major league records, but one that is not in the book was his feat of picking the same man off first base three times in the same game. The unfortunate individual was John (Cub) Stricker, second baseman of the Athletics; the date was August 29, 1883, and the place was Philadelphia. Stricker was a four-for-four performer that afternoon, Hecker was with Louisville, then known as the Eclipse team, and the future pennant winners of the American Association that year won the game, 11 to 3.

Major league caught-off-the-base statistics appeared in THE SPORTING NEWS and other papers for 1915, 1916 and 1917. During those campaigns, the figures show no athlete of the Stricker type and only two men who were picked off the bases by pitchers twice in games—Joe Wilhoit of the Giants on July 31, 1917, and Pete Kilduff of the Cubs, nine days later. Burleigh Grimes, then a Pirate, and Sherrod Smith of the Dodgers got assists on the dual retirements of Wilhoit and Kilduff. Grimes snared Wilhoit off second once and off first once. Smith, lefthander, picked Kilduff off first on both occasions.

In 1914, on May 15, Death Valley Jim Scott of the White Sox picked Frank Truesdale, New York infielder, off first twice in one game.

Old-time players and scribes say the best of all time at picking runners off first was Southpaw Matt Kilroy.

Here were the Kilroys of 1915, 1916 and 1917:

## 1915

National—Sherrod Smith, Brooklyn, 15 victims.

American—Ed Cicotte, Chicago, 10 victims.

## 1916

American—Dave Danforth, Chicago, 14 victims.

National—Al Mamaux, Pittsburgh, 12 victims.

## 1917

National—Sherrod Smith, Brooklyn, 14 victims.

American—Ed Cicotte, Chicago, and Joe Bush, nine victims.

Other pitchers during those three years who had double figures in the number of men trapped were Tom Hughes of the Braves, 12 in 1915; Babe Adams of the Pirates, 10 in 1915, and Lee Meadows of the Cardinals, 10 in 1916.

# Appalachian League

## Class D

(Compiled by Howe News Bureau, Chicago, Ill.)

### CHAMPIONSHIP WINNERS IN PREVIOUS YEARS.

1937—Elizabethton .....	.559	1940—Johnson City§ ....	.726
Pennington Gap* ..	.559	Elizabethton x .....	.750
1938—Elizabethton .....	.644	1941—Johnson City .....	.614
Greenville (3rd)†.	.571	Elizabethton* .....	.661
1939—Elizabethton‡ .....	.597	1942—Bristol .....	.667
		Bristol y .....	.660

\*Won split-season playoff. †Won 4-team series. ‡Won championship and 4-team series. §Johnson City, first-half winner, won playoff series involving six clubs. xElizabethton captured second-half title. yWon both halves and defeated second-place Elizabeth in playoff.

### STANDING OF CLUBS.

#### FIRST HALF OF SEASON.

Club.	Won	Lost	Tied	Pct.
Bristol .....	37	12	0	.755
Erwin .....	24	28	0	.462
Kingsport .....	23	27	0	.460
Johnson City .....	18	35	0	.340

#### SECOND HALF OF SEASON.

Club.	Won	Lost	Tied	Pct.
Bristol .....	37	23	0	.617
Kingsport .....	32	26	0	.552
Erwin .....	29	25	0	.537
Johnson City .....	18	42	0	.300

Playoffs—Bristol defeated Kingsport, three games to none; Erwin defeated Johnson City, three games to one; Erwin defeated Bristol, four games to three.

### CLUB BATTING.

Club.	G.	AB.	R.	OR.	H.	TB.	2B.	3B.	HR.	SH.	SB.	BB.	HB.	SO.	RBI.	LOB.	Pct.
Erwin .....	106	3705	664	711	1073	1459	182	63	26	49	103	383	34	449	557	765	.290
Bristol .....	109	3766	723	424	1077	1450	175	72	18	54	82	445	31	442	597	822	.286
Kingsport .....	108	3633	612	676	988	1292	120	44	32	53	143	464	31	521	519	837	.272
Johnson City .....	113	3724	570	758	943	1235	163	45	13	50	111	453	39	621	478	819	.253

### INDIVIDUAL BATTING.

Name and Club.	Bats	Ten or More Games.															R		
		G.	AB.	R.	OR.	H.	TB.	2B.	3B.	HR.	SH.	SB.	BB.	HB.	BI.	SO.	Pct.		
Smawley, Belus, Kingsport.....L	14	52	16	27	37	4	0	2	0	7	9	2	11	4	.519				
Pratt, George, Johnson City.....L	15	30	1	15	23	3	1	1	0	0	4	0	4	1	.500				
Slpek, Richard, Erwin.....L	37	172	41	73	104	11	7	2	0	2	14	1	42	15	.424				
Gowan, Reid, Erwin.....R	37	129	25	53	64	6	1	1	1	6	4	0	30	4	.411				
Seltz, Richard, Johnson City.....R	15	59	13	24	36	4	4	0	1	2	2	0	10	5	.407				
GRUBER, HAROLD, Bristol.....R	89	282	82	104	154	24	7	4	4	16	69	5	61	16	.369				
Pramesa, John, Bristol.....R	101	401	79	143	206	24	15	3	0	0	19	3	91	16	.357				
Fitzpatrick, Donald, 27 Johnson City—58 Kingsport .....	L	85	204	49	104	132	15	5	1	3	5	16	3	44	15	.354			
Feathers, Beattie, Kingsport.....R	108	382	79	132	199	20	10	9	3	16	79	1	87	22	.346				
McClure, Oscar, Bristol.....L	77	309	78	104	139	16	8	1	4	10	44	3	41	7	.337				
Roberts, Perry, Kingsport.....L	88	354	58	119	143	14	2	2	3	7	8	1	59	20	.336				
Heffner, Charles, Kingsport.....B	42	170	41	57	75	6	3	2	3	22	25	2	36	9	.335				
Wood, Veri, Erwin.....R	44	159	26	53	68	10	1	1	0	4	6	2	23	11	.333				
Williams, William, Johnson City.L	40	156	42	52	74	12	5	0	0	5	22	4	23	13	.333				
Erps, Robert, Johnson City.....R	21	90	19	29	36	5	1	0	0	6	8	1	18	6	.322				
Oliver, Arthur, Bristol.....R	33	125	26	40	51	7	2	0	0	9	26	0	24	10	.320				
Schulte, Lee William, Bristol.....L	86	351	69	112	149	16	6	3	5	14	22	2	68	19	.319				
Langley, James, Erwin.....L	14	47	9	15	20	1	2	0	0	0	1	0	8	4	.319				
Poole, James, Erwin.....L	82	274	55	87	121	24	2	2	7	5	56	4	49	8	.318				
Kegley, Mark, Johnson City.....L	24	85	15	27	31	2	1	0	2	4	10	0	8	7	.318				
Scott, Hobart, Erwin.....L	32	111	24	35	54	6	2	3	0	1	23	3	31	27	.315				
Cochrane, Lawrence, Erwin.....R	25	99	23	31	40	7	1	0	1	7	5	0	14	8	.313				
Layman, Paul, Erwin.....R	22	64	10	20	31	4	2	1	0	2	7	0	8	8	.313				
Morris, Wayne, Bristol.....L	45	126	18	39	52	6	2	1	1	1	11	2	27	15	.310				
Whalen, Lawrence, Johnson City..R	41	156	33	48	59	7	2	0	7	8	25	2	21	17	.308				
Hazen, Vaughn, Johnson City.....L	58	230	32	70	104	15	8	1	2	18	10	1	27	30	.304				

Name and Club.	Bats	R													Pet.
		G. AB.	R.	H.	TB.	2B.	3B.	HR.	SH.	SB.	BB.	HB.	BI.	SO.	
Poole, Phil, Erwin.....L	21	56	10	17	24	7	0	0	1	0	10	0	5	6	.304
Fruman, Zelig, Erwin.....R	106	443	87	134	178	33	6	3	6	28	36	1	63	28	.302
Porciau, George, Bristol.....L	37	123	14	37	44	5	1	0	2	4	14	2	23	28	.301
King, Lewis, Kingsport.....L	61	267	47	78	97	7	3	2	4	25	19	1	31	46	.292
Lockman, Charles, Johnson City..R	49	186	23	54	72	5	2	3	3	17	22	1	39	24	.290
Sebastian, John, Erwin.....R	23	83	14	24	36	5	2	1	1	2	5	2	20	8	.289
Nelson, Douglas, 51 J. C.-12 Kppt..R	63	240	50	69	83	10	2	0	3	6	42	2	32	26	.288
Yost, Arnold, Bristol.....L	44	168	38	48	60	6	3	0	2	2	17	0	18	23	.286
Cain, Robert, Bristol.....L	50	133	22	38	50	10	1	0	1	5	21	1	23	26	.286
Rizzo, Marion, Bristol.....R	101	394	81	112	162	23	9	3	3	7	39	2	66	27	.284
Fisher, Norman, 50 Er.-8 Kppt....R	58	241	30	68	88	9	4	1	2	1	8	1	42	20	.282
Pavlick, Peter, Bristol.....R	23	75	15	21	29	3	1	1	0	6	5	1	14	9	.280
Mote, Gene, 6 Kppt.-22 Erwin..R	28	68	6	19	23	2	1	0	3	0	2	1	6	4	.279
Wentworth, Richard, Erwin.....R	100	378	53	104	167	24	12	5	1	6	24	5	59	56	.275
Njirich, Gildo, Kingsport.....R	88	316	36	86	100	7	2	1	1	2	36	5	42	48	.272
Hock, Robert, Johnson City.....L	47	122	14	33	43	8	1	0	1	2	8	0	13	10	.270
Rider, Vernon, Johnson City.....R	104	383	64	103	142	22	4	3	3	6	35	4	60	42	.269
Sobota, Anthony, Johnson City...R	12	41	7	11	13	2	0	0	0	1	7	1	7	8	.268
Becker, Arthur, Bristol.....L	22	68	10	18	20	2	0	0	2	0	3	0	7	9	.265
Harrington, Lane, Erwin.....	34	133	29	35	43	4	2	0	3	9	17	0	7	14	.263
Thompson, Kenneth, Erwin.....	25	99	23	26	45	8	1	3	0	0	11	4	23	23	.263
Moore, John, Erwin.....R	49	169	25	44	53	5	2	0	3	7	8	1	18	20	.260
Jacobs, Gerald, Johnson City.....L	13	50	9	13	18	5	0	0	0	3	4	0	3	8	.260
Sinnott, John, Kingsport.....R	49	196	35	50	67	3	4	2	4	11	12	1	21	39	.255
Grueter, Robert, Erwin.....R	36	137	28	35	38	0	0	1	2	10	3	2	10	6	.255
Maxey, Wayne, Johnson City.....R	11	47	14	12	16	2	1	0	0	1	1	1	3	12	.255
Cummins, Robert, Kingsport.....R	50	181	31	46	81	10	5	5	0	3	12	1	30	33	.254
Moir, Sam, Kingsport.....R	26	111	25	28	37	4	1	1	0	5	11	1	17	12	.252
Fazio, Alvin, Kingsport.....R	63	204	30	51	65	5	3	1	4	16	35	2	21	25	.250
Jaynes, Bennett, Erwin.....R	35	113	18	28	33	5	0	0	1	3	2	1	14	1	.248
Lady, Lee, Erwin.....	20	77	13	19	27	4	2	0	0	0	3	0	15	11	.247
Kyes, Robert, Johnson City.....R	34	127	14	31	40	2	2	1	2	8	11	1	17	11	.244
Hoover, Richard, Bristol.....L	14	41	5	10	10	0	0	0	0	0	5	0	9	4	.244
Dodds, Sam, Bristol.....L	13	46	4	11	15	2	1	0	0	0	5	0	7	17	.239
Anderson, Richard, Johnson City..R	39	128	19	30	40	8	1	0	3	2	21	1	18	39	.234
Nee, Melvin, Kingsport.....R	18	39	6	9	9	0	0	0	1	2	0	2	8	2	.234
Jowaiszas, John, Johnson City...R	45	161	8	37	48	4	2	1	2	2	14	0	24	31	.230
Kanavas, Nicholas, Erwin.....L	19	48	6	11	16	3	1	0	1	0	1	1	8	7	.229
Johnson, Harry, Bristol.....R	102	416	77	95	114	11	4	0	10	2	47	5	35	21	.228
Ricks, Oral, Erwin.....	94	311	47	71	83	6	3	0	12	9	27	1	34	31	.228
Damme, Arlyn, 7 Kppt.-7 J. C....R	14	22	0	5	6	1	0	0	0	0	0	0	3	8	.227
Hensley, Gaines, Kingsport.....R	18	53	14	12	14	2	0	0	1	0	18	2	8	7	.226
Blackman, Kenneth, Johnson City..R	50	142	30	32	43	8	0	1	2	4	35	1	17	6	.225
Hansen, Andrew, Bristol.....R	17	40	9	9	12	1	1	0	4	0	5	0	3	8	.225
Roden, George, Bristol.....R	20	54	7	12	18	1	1	1	1	0	7	0	10	15	.222
Hronich, Roy, Bristol.....L	22	74	15	16	23	3	2	0	1	0	8	0	8	6	.216
Fauci, Vincent, 50 Kppt.-8 Er....R	53	193	40	41	51	7	0	1	9	5	40	3	22	52	.212
Anderson, Harold, Johnson City..R	16	52	6	11	13	2	0	0	1	2	5	1	2	7	.212
Schlickerrieder, Warren, Kppt...L	38	120	14	24	28	1	0	1	1	4	15	1	17	20	.200
Speranza, Sal, Kingsport.....R	39	136	27	27	40	6	2	1	1	7	28	2	14	27	.199
Vanek, Albert, Johnson City.....R	37	121	11	24	38	4	2	2	1	0	9	0	11	36	.198
Tyree, Herbert, Johnson City.....B	44	154	23	30	36	6	0	0	1	4	28	1	19	25	.195
Kahl, Allen, Johnson City.....R	14	31	3	6	7	1	0	0	0	0	4	0	6	8	.194
Brennan, William, Johnson City..L	17	31	5	6	9	1	1	0	1	0	5	0	8	8	.194
Creger, Bernard, Johnson City....R	66	229	20	44	51	5	1	0	3	5	10	0	21	24	.192
Price, Kenneth, 35 Kppt.-6 J. C..R	41	115	5	22	29	4	0	1	3	3	8	0	17	30	.191
Lark, Jack, Kingsport.....R	17	42	1	8	8	0	0	0	3	0	1	0	3	10	.190
Cox, Boyce, Bristol.....L	94	313	43	58	81	10	5	1	8	4	39	2	37	100	.185
Woodall, Wendall, Johnson City..R	11	38	5	7	7	0	0	0	0	0	0	0	3	3	.184
Ciempa, John, Johnson City.....R	13	38	5	7	10	1	1	0	0	1	6	1	3	16	.184
Smith, Bill Reid, 13 J. C.-7 Er...R	20	60	7	11	13	0	1	0	0	0	7	0	10	15	.183
Chancellor, Hoyle, 38 J. C.-10 BrisR	48	156	18	28	31	3	0	0	2	2	28	7	12	35	.179
Pelletier, Ray, Kingsport.....R	26	67	10	12	16	2	1	0	2	0	2	1	5	11	.179
Barbero, Russell, Johnson City...R	12	39	4	7	9	2	0	0	1	0	1	0	5	3	.179
Petrisky, Walter, Kingsport.....L	10	23	4	4	4	0	0	0	0	0	4	0	3	8	.174
Anderson, Herbert, Johnson City..R	24	65	7	11	15	2	1	0	1	1	10	2	4	13	.169
Murphy, William, Erwin.....R	23	48	7	8	11	1	1	0	0	0	2	0	7	10	.167
Stroupe, Grady, 7 Kppt.-4 Erwin..R	11	18	4	3	3	0	0	0	4	0	4	1	2	5	.167
Crowley, Sam, Kingsport.....R	19	69	8	11	15	0	2	0	3	2	13	1	10	8	.159
Jilton, Ned, Johnson City.....L	11	33	3	5	7	2	0	0	1	1	1	0	1	11	.152





## OUTFIELDERS.

Name and Club.	G.	PO.	A.	E.	DP.	Pct.	Name and Club.	G.	PO.	A.	E.	DP.	Pct.
Hroncich, Bristol....	22	41	1	0	0	1.000	King, Kingsport.....	44	70	6	4	1	.950
Vaneek, Johnson City..	11	15	2	0	0	1.000	Sobota, Johnson City..	11	14	5	1	0	.950
Morris, Bristol.....	19	15	1	0	0	1.000	Layman, Erwin.....	16	15	2	1	0	.944
Feathers, Kingsport... 94	186	5	3	4	.985	Sinnott, Kingsport... 48	85	5	6	0	.938		
Porclau, Bristol.....	36	58	5	1	4	.984	Cain, Bristol.....	15	15	0	1	0	.938
Harrington, Erwin....	34	80	6	2	0	.977	Rider, Johnson City..	100	165	15	13	1	.933
Johnson, Bristol.....	22	37	2	1	0	.975	Lockman, Johnson Cy.	48	117	6	9	0	.932
Sipek, Erwin.....	37	67	4	2	0	.973	Thompson, Erwin....	24	57	4	5	1	.924
Yost, Bristol.....	44	94	6	3	0	.971	Wood, Erwin.....	11	11	1	1	0	.923
Gowan, Erwin.....	22	30	2	1	0	.970	Schlickenrieder, Kgpt.	26	31	3	3	0	.919
Fitzpatrick, Johnson							Nelson, J. Cy.-Kgpt..	57	93	7	9	0	.917
City-Kingsport ..	45	56	6	2	1	.969	Kegley, Johnson City.	23	40	1	4	0	.911
Rizzo, Bristol.....	97	149	10	6	1	.964	Hazen, Johnson City..	57	116	11	14	5	.901
Heffner, Kingsport... 26	50	4	2	0	.964	Price, Kgpt.-J. Cy..	28	36	0	4	0	.900	
Lady, Erwin.....	15	24	0	1	0	.960	Langley, Erwin.....	12	15	0	2	0	.892
Moore, Erwin.....	46	61	4	3	0	.956	Jaynes, Erwin.....	22	29	4	5	1	.868
Schulte, Bristol.....	83	117	11	6	1	.955	Scott, Erwin.....	26	22	2	4	0	.857
Frumin, Erwin.....	22	40	2	2	0	.955	Maxey, Johnson City.	10	19	3	4	0	.846

Triple play—Thompson.

## PITCHERS.

Jilton, Johnson City..	10	2	27	0	0	1.000	Lark, Kingsport.....	16	0	17	1	2	.944
Hoover, Bristol.....	13	2	21	0	1	1.000	Nee, Kingsport.....	18	2	31	2	2	.943
Woodall, Johnson City	11	6	14	0	0	1.000	Gowan, Erwin.....	14	10	19	2	1	.935
Damme, Kgpt.-							Morris, Bristol.....	20	2	39	3	2	.932
J. Cy.-Kgpt.....	13	2	12	0	0	1.000	Becker, Bristol.....	21	8	32	3	1	.930
Kahl, Johnson City..	10	1	10	0	0	1.000	Phil Poole, Erwin... 12	4	2	22	2	0	.929
Cain, Bristol.....	18	13	41	1	1	.982	Hansen, Bristol .. .	16	3	35	4	1	.905
Mote, Kgpt.-Erwin..	23	6	31	1	0	.974	Brennan, Johnson City	14	3	25	3	1	.903
Fitzpatrick, J. Cy.-							Hock, Johnson City..	16	4	32	4	0	.900
Kgpt. ....	13	8	21	1	0	.967	Stroupe, Kgpt.-Erwin.	12	2	7	1	0	.900
Schlickenrieder, Kgpt.	15	8	21	1	0	.967	Girard, Kingsport... 13	0	9	1	0	.900	
Shipley, Kingsport..	19	0	22	1	1	.957	Lohr, Erwin.....	18	2	13	2	0	.883
Pelletier, Kingsport..	16	4	16	1	1	.952	Jaynes, Erwin.....	16	7	21	4	0	.875
Price, Kgpt.-J. Cy..	11	0	19	1	1	.950	Van Benthuyzen,						
Roden, Bristol.....	20	3	34	2	3	.949	J. Cy.-Kgpt.-Erw.	11	1	6	2	0	.778
W. Murphy, Erwin..	13	3	15	1	1	.947	Kanavas, Erwin.....	12	1	6	3	0	.700

Triple play—Shipley.

## CATCHERS.

Name and Club.	G.	PO.	A.	E.	DP.	PB.	Pct.	Name and Club.	G.	PO.	A.	E.	DP.	PB.	Pct.
Blackman, J. Cy.....	42	177	42	1	6	2	.995	Njirich, Kingsport... 88	436	67	22	2	16	.958	
Pramesa, Bristol.....	97	515	55	11	5	11	.981	Wentworth, Erwin... 97	494	89	33	6	21	.946	
Hensley, Kingsport..	18	111	7	4	2	1	.967	Harold Anderson,							
R. Anderson, J. Cy..	37	196	26	9	3	5	.960	Johnson City....	16	69	8	6	0	3	.928

Triple play—Hensley.

## PITCHERS' RECORDS.

Name and Club.	G.	CG.	W.	L.	Pct.	IP.	H.	R.	BB.	SO.	HB.	WP.	Shut-	Bk.	outs
Akard, James, Kingsport.....	5	4	4	0	1.000	39	37	15	12	36	0	0	0	0	0
Hobbs, Jack, Erwin.....	6	1	2	0	1.000	34	40	39	44	30	5	5	0	0	0
Grimes, Jess, Kingsport.....	2	2	2	0	1.000	19	15	4	3	10	0	0	0	0	0
HOOVER, Bristol.....	13	11	11	1	.917	97	84	23	27	57	1	1	0	2	3
Hansen, Bristol.....	16	11	12	3	.800	115	91	39	15	79	6	2	0	0	2
Bendian, Nishan, Bristol.....	6	2	3	1	.750	43	37	18	15	32	2	1	0	0	0
Poole, Phil, Erwin.....	12	7	8	3	.727	90	86	50	31	44	0	4	0	1	1
Morris, Bristol.....	20	17	13	5	.722	155	128	45	50	78	4	5	0	2	2
Powell, Kingsport.....	8	5	5	2	.714	55	52	38	25	38	0	2	0	0	0
Cain, Bristol.....	18	15	12	5	.706	139	130	59	46	101	7	3	0	2	2
Gowan, Erwin.....	14	9	7	3	.700	86	89	35	9	55	0	3	0	1	1
Dillman, Warren, Bristol.....	4	2	2	1	.667	23	31	20	9	12	1	1	0	0	0
Mote, 5 Kingsport—18 Erwin..	23	16	13	7	.650	162	189	100	58	89	1	1	0	0	0
Becker, Bristol.....	21	13	11	6	.647	151	171	73	36	69	4	0	2	2	2
Pelletier, Kingsport.....	16	3	7	4	.636	85	80	59	72	33	4	4	0	0	0
Jaynes, Erwin.....	16	7	6	4	.600	92	91	56	40	61	2	6	1	0	0
Jilton, Johnson City.....	10	8	6	4	.600	82	72	32	38	67	6	1	0	0	0
Girard, Kingsport.....	13	4	3	2	.600	52	77	57	22	38	0	6	0	1	1
SucHECKI, James, Kingsport....	6	3	3	2	.600	23	33	24	18	32	0	2	0	1	1
Kanavas, Erwin.....	12	8	6	5	.545	88	82	49	41	54	1	2	0	1	1
Roden, Bristol.....	20	10	8	7	.533	140	126	70	84	78	5	4	2	2	2
Lark, Kingsport.....	16	11	7	7	.500	114	94	58	47	66	2	3	0	0	0

Name and Club.	G.	CG.	W.	L.	Pct.	IP.	H.	R.	BB.	SO.	HB.	WP.	Bk.	Shut-outs
G. Shipley, Kingsport.....	19	9	7	7	.500	113	145	85	34	66	5	5	0	0
Nee, Kingsport .....	18	7	7	7	.500	102	103	55	52	52	0	2	0	3
Brennan, Johnson City.....	14	10	6	6	.500	86	82	42	42	38	3	3	0	0
Schlickenrieder, Kingsport .....	15	7	5	5	.500	75	88	44	19	27	1	2	1	2
Woodall, J. C.....	11	4	4	4	.500	79	90	53	23	24	5	4	0	1
Fitzpatrick, 11 J. C.—2 Kgpt..	13	4	3	3	.500	75	104	53	21	22	1	0	0	0
Price, 5 Kgpt.—6 J. C.....	11	4	2	2	.500	59	55	36	26	35	3	9	0	0
Koby, George, Johnson City....	5	3	2	2	.500	39	52	41	25	19	2	6	0	0
Terry, John, Erwin.....	8	1	2	2	.500	34	42	35	36	22	5	5	0	0
Moore, Henry, Johnson City.....	8	0	1	1	.500	23	48	36	9	21	2	3	0	0
Muzio, Gene, Bristol.....	5	0	1	1	.500	17	27	23	26	11	1	1	0	0
Murphy, Erwin .....	13	5	3	6	.333	67	88	60	40	19	4	2	1	0
Damme, 7 J. C.—6 Kgpt.....	13	4	2	4	.333	50	63	50	32	16	3	1	0	0
Scott, Hobart, Erwin.....	7	1	2	4	.333	35	53	35	13	17	3	3	0	0
Campbell, James, Bristol.....	7	2	1	2	.333	32	43	30	16	13	0	1	0	0
Cochrane, Lawrence, Erwin....	4	1	1	2	.333	22	30	26	21	8	2	3	0	0
McEvoy, Richard, Johnson City.	3	2	1	2	.333	21	29	24	10	11	1	1	0	0
Lohr, Erwin .....	18	5	3	7	.300	76	104	97	76	30	6	7	0	0
Stroupe, 8 Kingsport—4 Erwin.	12	3	2	5	.286	64	92	67	31	39	6	4	0	0
Petrisky, Walter, Kingsport....	6	1	1	3	.250	25	27	18	20	12	3	1	1	0
Kahl, Johnson City.....	10	6	2	7	.222	67	90	72	48	48	1	5	1	0
Hock, Johnson City.....	16	12	3	11	.214	105	114	67	39	66	6	8	0	0
Barbero, Russell, Johnson City..	6	4	1	4	.200	43	60	39	20	10	3	0	0	1
Miller, Charles, Johnson City...	5	3	1	4	.200	41	41	22	30	32	2	2	0	0
Archer, Fred, Kingsport.....	5	1	1	4	.200	28	32	29	15	20	2	3	0	0
Pinion, Carl, Johnson City.....	5	2	1	4	.200	26	34	30	23	18	3	5	0	0
Guelfo, Johnson City.....	7	4	1	5	.167	45	52	48	27	24	2	3	0	0
Fink, Erwin .....	8	5	1	6	.143	53	59	38	22	29	1	2	0	0
Van Benthuyssen, Harry, 5 J. C.—4 Kgpt.—2 Erwin.	11	3	0	9	.000	42	56	53	27	16	1	3	0	0
Goetsch, Arthur, Johnson City..	9	2	0	4	.000	37	52	37	15	10	0	2	0	0
James, Charles, Johnson City...	8	2	0	4	.000	34	43	39	32	23	3	6	1	0
Breeding, Harold, Bristol.....	5	2	0	3	.000	21	31	24	15	24	2	2	0	0
Feathers, Beattie, Kingsport...	6	1	0	1	.000	27	43	39	17	14	2	3	0	0
Layman, Paul, Erwin.....	5	1	0	1	.000	22	30	29	17	5	1	3	0	0
Taylor, George, Johnson City...	2	1	0	1	.000	17	21	9	13	4	0	4	0	0
Berry, Raymond, Johnson City...	1	0	0	1	.000	8	12	8	3	2	0	1	0	0
Whitney, Harold, Erwin.....	1	0	0	1	.000	7	8	6	1	2	0	1	0	0
Johnson, Eugene, Johnson City..	1	0	0	1	.000	½	3	4	0	0	1	0	0	0

PITCHERS WITHOUT A DECISION.

Name and Club.	G.	IP.	Name and Club.	G.	IP.
Cameron, Don, Erwin.....	2	9	Warren, Wayne, Erwin.....	1	3
Millard, Neal, Kingsport.....	2	8	Fisher, Norman, Erwin.....	2	2
Cummins, Robert, Kingsport.....	2	8	Rider, Vernon, Johnson City.....	2	2
Morgan, Willis, 1 J. C.—4 Erwin.	5	7	Heffner, Charles, Kingsport.....	1	2
Wood, Verl, Erwin.....	1	6	Lanaghan, Bill, Kingsport.....	1	1½
Shipley, Charles, Johnson City.....	2	3	Sinnott, John, Kingsport.....	1	¾
Moore, John, Erwin.....	1	3	Erps, Robert, Johnson City.....	1	½

NOTE: Individual bases on balls and strikeout records of some players are incomplete because no official scores were received from Erwin after July 22d.



RAINCOATED PLAYERS MADE FANS RUBBER

Herman Schaefer, Detroit second baseman, played the sixth inning at Cleveland on July 3, 1906, wearing a raincoat, the downpour having started in the fifth, with the Tigers behind, 4 to 0. Umpires Billy Evans and Jack Sheridan made the athletes play through the sixth and then called time, with Cleveland leading, 5 to 0.

Luther (Dummy) Taylor, on August 6, 1908, coached for the Giants, attired in rubber boots, raincoat and a fisherman's hat—and Harry Pulliam, National League president, fined him \$25 for the action the next day.

Ted Menze, Fort Wayne left fielder, played his position while wearing rubber boots one Sunday in a Central League game at Springfield, O., in 1929. The river back of the park had overflowed and inundated the field.

# Pony League

## Class D

(Compiled by Elias Baseball Bureau, New York.)

### CHAMPIONSHIP WINNERS IN PREVIOUS YEARS.

1939—Olean* .....	.631	1941—Jamestown .....	.618
1940—Olean* .....	.625	Bradford (2nd)†... ..	.549
1942—Jamestown* .....	.672		

\*Won championship and 4-team series. †Won 4-club set.

### STANDING OF CLUBS AT CLOSE OF SEASON.

Club	Won	Lost	Tied	Pct.	Club	Won	Lost	Tied	Pct.
Lockport .....	65	45	1	.591	Jamestown .....	54	56	0	.491
Hornell .....	60	50	1	.545	Batavia .....	49	61	0	.445
Wellsville .....	58	51	0	.532	Olean .....	43	66	0	.394

Playoffs—Wellsville defeated Hornell, three games to one; Jamestown defeated Lockport, three games to none. Final playoff—Wellsville defeated Jamestown, four games to three.

### CLUB BATTING.

Club	G.	AB.	R.	H.	TB.	2B.	3B.	HR.	SH.	SB.	BB.	HB.	RBI.	SO.	Pct.
Wellsville .....	109	3694	637	988	1311	169	24	32	63	86	507	32	506	654	.270
Jamestown .....	110	3748	677	988	1353	162	67	23	72	54	528	37	536	730	.264
Lockport .....	111	3706	640	975	1347	182	41	36	76	62	517	33	509	608	.263
Batavia .....	110	3792	651	989	1279	164	24	26	69	104	595	47	525	653	.261
Hornell .....	111	3731	593	967	1311	171	31	37	85	89	423	38	480	641	.259
Olean .....	109	3619	504	866	1124	136	28	22	81	52	466	20	413	696	.239

### INDIVIDUAL BATTING.

(Ten or More Games.)

Name and Club.	Bats	G.	AB.	R.	H.	TB.	2B.	3B.	HR.	SH.	SB.	BB.	HB.	RBI.	SO.	Pct.
Herbert Brett, Wellsville.....	R	11	15	10	8	9	1	0	0	1	0	3	0	4	0	.533
Leo Rybak, Olean.....	R	13	50	9	20	23	0	0	1	1	0	1	0	11	6	.400
BENJAMIN VISAN, Batavia..	R	102	409	78	151	211	33	3	7	6	7	36	5	93	44	.369
William Rodgers, Hornell....	L	90	305	65	112	183	26	9	9	5	17	35	1	60	39	.367
Robert Crowe, Wellsville....	R	28	101	16	37	50	5	1	2	0	3	4	0	17	10	.366
Hershel Held, Jamestown....	R	45	174	40	62	93	11	4	4	2	1	27	0	51	16	.356
Solomon Mishkin, Wellsville..	L	74	239	55	81	108	15	0	4	4	16	60	5	45	11	.339
Walter Reding, Olean.....	R	20	83	6	28	35	5	1	0	0	0	4	0	16	4	.337
Ernest Hrovatic, Jamestown..	R	109	414	88	139	215	37	12	5	1	2	78	2	96	53	.336
Victor Fucci, Wellsville....	R	37	158	32	53	76	8	3	3	5	1	6	0	26	22	.335
Vincent Accardi, Wellsville..	R	15	42	7	14	14	0	0	0	0	3	11	0	5	4	.333
Rudolph Levantini, Batavia...R		11	39	7	13	16	3	0	0	1	1	6	2	5	3	.333
William Milne, Batavia.....L		69	283	54	94	114	8	6	0	0	10	37	3	38	40	.332
Otis Davls, Jamestown.....L		108	475	116	156	210	23	11	3	0	32	37	9	38	55	.329
Robert Gruss, Batavia.....R		20	82	14	27	34	4	0	1	0	6	8	0	12	8	.329
Raymond Sowins, Lockport....L		106	419	116	136	204	24	10	8	7	15	81	1	66	32	.325
Benjamin Gregg, 14 Batavia—																
48 Olean .....	R	62	222	53	71	100	11	3	4	0	9	24	0	43	42	.320
George Ogorek, Lockport.....R		99	404	75	128	188	33	9	3	9	13	38	3	64	55	.317
James Delsing, Lockport....L		86	317	55	99	148	15	5	8	3	2	45	5	69	41	.312
Arthur Dyck, Wellsville.....R		73	292	51	91	115	16	4	0	4	5	32	3	60	44	.312
Carl Petroziello, Hornell....R		104	400	81	124	189	22	5	11	9	10	39	6	67	50	.310
Peter Gebrian, Hornell.....R		37	81	14	25	29	4	0	0	3	0	10	0	9	13	.309
Erie Henry, Batavia.....R		47	91	18	28	39	6	1	1	2	1	9	0	14	13	.308
Q. P. Taylor, Wellsville....R		99	323	40	99	132	18	3	3	6	6	60	1	53	24	.306
John Sanford, Jamestown....L		93	326	72	99	133	15	8	1	10	4	52	0	47	28	.304
Frank Oceak, Hornell.....R		109	386	79	117	145	23	1	1	9	19	70	3	69	28	.303
John Kuzmin, Wellsville.....R		51	163	37	49	76	8	2	5	3	1	30	1	39	27	.301

Name and Club.	Bats	G.	AB.	R.	H.	TB.	2B.	3B.	HR.	SH.	SB.	BB.	HB.	RBI.	SO.	Pct.
John Nascak, Batavia.....R		94	359	79	106	141	20	3	3	4	16	71	12	49	41	.295
Thomas Caciavely, Olean.....R		56	217	38	64	75	9	1	0	4	8	22	2	26	20	.295
Alex. Korponay, Batavia.....R		35	136	21	40	56	9	2	1	3	0	13	1	21	28	.294
Charles Lockman, Jamestown...R		39	148	20	43	58	5	2	2	6	1	16	1	21	26	.291
Vincent Gados, Wellsville....R		47	183	46	53	85	8	6	4	5	6	29	2	20	28	.290
Anthony Blaszak, Wellsville...R		38	159	26	46	52	4	1	0	1	4	20	0	16	31	.289
Wayne Timm, Lockport.....R		14	38	8	11	13	2	0	0	1	0	10	1	3	4	.289
Carl Johnson, Lockport.....R		16	38	3	11	15	2	1	0	1	0	2	0	3	8	.289
Moses King, 9 Wellsville—																
93 Lockport.....L		102	394	76	112	175	29	2	10	6	8	70	5	54	40	.284
Milton Welch, Lockport.....R		99	342	48	97	117	14	3	0	6	4	48	0	42	48	.284
William Scally, Batavia.....R		73	296	53	84	112	20	1	2	4	12	26	4	32	26	.284
Robert Sperry, Hornell.....L		88	361	66	102	129	12	3	3	4	4	23	5	34	42	.283
Edward Poulsen, Wellsville....R		85	309	48	87	109	15	2	1	5	8	40	1	51	41	.282
Ralph Branca, Olean.....R		14	36	2	10	12	2	0	0	2	0	1	0	2	11	.278
Socrates Anthony, Jamestown...R		20	65	11	18	20	2	0	0	0	1	11	0	6	5	.277
Stuart Cooper, Lockport.....R		11	40	7	11	11	0	0	0	1	2	2	0	3	3	.275
Roland Seltz, Jamestown.....R		57	233	31	63	87	11	2	2	3	2	15	4	36	47	.270
William DeMars, Olean.....R		50	189	27	51	65	12	1	0	8	2	8	2	29	15	.270
George Patte, Batavia.....I		29	74	5	20	22	2	0	0	5	0	5	1	11	19	.270
Allen Coccutti, Hornell.....R		107	391	60	105	143	24	4	2	8	19	50	2	61	40	.269
Robert Hutchenin, Wellsville...R		36	120	24	32	41	6	0	1	2	7	30	0	14	24	.267
Elmer Weinschreider, Lockport..L		29	101	21	27	39	3	0	3	1	3	25	1	16	31	.267
Robert Addis, Wellsville.....R		53	226	41	60	93	14	2	5	1	7	7	1	22	61	.265
Earl Hartman, Jamestown.....R		35	144	30	38	54	3	5	1	2	6	12	1	24	26	.264
Charles Riddle, Batavia.....R		45	171	28	45	62	11	0	2	3	7	25	2	22	33	.263
James Knox, Wellsville.....R		22	80	8	21	24	2	0	0	0	2	8	1	10	11	.262
Samuel Warner, Hornell.....R		16	65	9	17	19	2	0	0	1	0	12	0	6	15	.262
Alex. Shapiro, Wellsville.....R		22	92	25	24	28	4	0	0	0	6	11	0	7	13	.261
Thomas Accardo, Lockport.....R		62	232	34	60	75	12	0	1	4	5	19	3	33	34	.259
James Babeock, Olean.....R		48	194	38	50	65	8	2	1	1	6	17	2	19	27	.258
Minor Scott, Batavia.....R		92	327	71	84	95	7	2	0	9	8	82	7	36	46	.257
Eugene Dellinger, Olean.....R		80	300	29	77	96	14	1	1	6	5	18	3	35	54	.257
Lloyd Lowe, Jamestown.....R		76	268	56	69	83	6	4	0	7	0	58	2	44	49	.257
Paul Whittingham, Hornell....R		77	253	19	65	81	10	3	0	9	1	20	1	29	32	.257
Louis Palmisano, Batavia.....R		23	35	7	9	10	1	0	0	0	0	2	1	3	5	.257
William Colvin, 2 Lockport—																
22 Wellsville—72 Jamestn..R		96	338	50	86	124	15	7	3	14	1	48	11	42	59	.254
Floyd Southard, Jamestown...R		53	146	16	37	50	6	2	1	1	2	28	3	27	38	.253
Elroy Jeske, Lockport.....R		79	295	42	74	90	10	3	0	7	7	35	2	43	49	.251
Norman Mullins, Batavia.....R		62	207	30	52	69	10	2	1	2	5	35	1	32	29	.251
Salvatore Messina, Wellsville...R		40	156	26	39	49	7	0	1	2	0	28	2	18	32	.250
Frank ReDavid, Wellsville....R		11	40	9	10	11	1	0	0	0	1	5	0	3	8	.250
Joseph Davls, Olean.....R		11	40	9	10	21	3	1	2	1	0	4	0	8	12	.250
Carl Pinion, Jamestown.....L		19	32	7	8	9	1	0	0	1	0	4	0	3	9	.250
Joseph Williams, 11 Batavia—																
1 Hornell.....R		12	12	1	3	3	0	0	0	1	0	2	0	1	1	.250
John Leysock, Hornell.....R		68	226	34	55	87	14	1	5	6	1	15	1	37	50	.248
Claude White, Olean.....L		20	81	12	20	23	1	1	0	0	5	10	0	5	14	.247
Raymond French, 45 Wellsville—																
14 Lockport.....L		59	207	26	51	66	13	1	0	4	1	28	2	20	47	.246
Charles Lamendola, Lockport...L		49	171	29	42	54	8	2	0	3	1	27	5	26	13	.246
Robert Williams, Hornell.....R		96	388	62	95	131	22	1	4	6	1	34	1	36	82	.245
Rufus Sisk, Hornell.....R		20	70	13	17	18	1	0	0	0	1	9	3	8	17	.243
Theodore Pfennig, Wellsville...R		30	54	8	13	14	1	0	0	2	0	10	1	9	15	.241
Charles Holmes, Jamestown...R		11	25	1	6	7	1	0	0	1	1	7	1	0	12	.240
Bernard Hillian, 34 Batavia—																
50 Olean.....R		84	282	43	67	78	9	1	0	5	4	52	2	35	53	.238
Thomas Luciano, Wellsville....R		21	80	9	19	24	2	0	1	1	1	5	1	6	12	.238
Melvin Rue, Olean.....R		53	204	34	48	65	8	0	3	3	3	43	0	23	33	.235
Mathew Toomey, Olean.....R		46	153	20	36	46	6	2	0	1	4	24	1	19	20	.235
William Jacobson, Jamestown...R		69	261	50	61	74	7	3	0	5	5	48	6	30	61	.234
Anthony Pasciolla, Batavia.....R		21	77	13	18	21	3	0	0	3	3	22	2	12	14	.234
Paul Newell, Olean.....R		39	64	4	15	18	3	0	0	3	0	8	0	4	12	.234
Robert Owles, Lockport.....L		10	31	4	7	9	2	0	0	2	1	4	0	4	13	.226
Melvin Nunes, Olean.....R		56	188	32	42	58	9	2	1	1	2	28	2	20	38	.223
Jerome Katherman, 4 Lockport—																
25 Wellsville.....R		29	41	9	9	11	2	0	0	0	2	7	0	4	6	.220
Arthur Anhalt, Lockport.....R		22	32	7	7	8	1	0	0	2	0	8	0	1	5	.219
Peter Catalano, Olean.....R		70	275	39	60	78	7	1	3	4	5	35	1	22	57	.218
Ivan Johnson, Olean.....R		35	60	6	13	18	1	2	0	1	0	2	0	4	15	.217

Name and Club.	Bats	G.	AB.	R.	H.	TB.	2B.	3B.	HR.	SH.	SB.	BB.	HB.	RBI.	SO.	Pct.
Robert Box, Olean.....	R	80	236	30	51	67	6	5	0	14	0	42	1	20	61	.216
Michael Pontarelli, Lockport..	R	52	165	26	35	44	7	1	0	3	1	26	4	20	42	.212
Donald Beck, Hornell.....	R	11	34	7	7	8	1	0	0	0	1	5	0	4	7	.206
Raymond Simons, Olean.....	R	34	108	10	22	26	4	0	0	4	0	6	0	5	16	.204
Robert Madsen, Batavia.....	R	46	98	16	20	34	5	0	3	3	0	19	1	23	30	.204
Charles Shanklin, Lockport....	R	31	65	5	13	16	1	1	0	0	0	5	1	8	12	.200
Luke Owens, Batavia.....	R	40	141	24	28	33	3	1	0	4	4	17	0	11	33	.199
Donald Schmidt, 41 Olean—																
3 Batavia .....	R	44	163	17	32	40	5	0	1	4	0	31	1	23	30	.196
Stephen Kromko, Batavia.....	R	24	92	14	18	21	3	0	0	2	1	14	2	14	12	.196
William Kovalak, Hornell.....	R	58	195	19	38	44	2	2	0	6	6	22	5	18	30	.195
Shamrock Denning, Jamestown..	R	12	36	5	7	10	1	1	0	0	2	3	0	8	4	.194
Raymond Maloney, Batavia....	R	55	181	20	35	45	3	2	1	6	31	1	1	23	35	.193
Russell Barbero, Jamestown....	R	16	57	10	11	12	1	0	0	0	0	7	0	6	17	.193
Joseph Kratzer, Hornell.....	R	49	128	12	24	31	4	0	1	3	1	13	5	12	33	.188
Ronald Smith, Jamestown.....	R	45	80	11	15	17	2	0	0	3	0	9	0	10	18	.188
Raymond Robichaud, Lockport..	R	23	75	12	14	17	3	0	0	2	1	7	1	5	12	.187
Charles Bishop, Jamestown....	R	31	59	7	11	15	3	1	0	2	0	2	0	7	25	.186
Herbert Tiedemann, Olean.....	R	25	92	6	17	23	1	1	1	1	1	14	0	10	18	.185
Hubert Urban, Olean.....	R	10	11	0	2	2	0	0	0	1	0	1	1	2	5	.182
Edward Kozan, Lockport.....	R	48	174	23	31	52	6	3	3	3	0	20	1	21	49	.178
Victor Noon, Hornell.....	L	14	45	3	8	10	0	1	0	1	0	7	2	4	21	.178
James Mulcahy, 9 Olean—																
12 Wellsville .....	R	21	58	7	10	10	0	0	0	2	0	6	1	7	13	.172
Benjamin Stansky, Batavia....	R	56	187	30	32	40	3	1	1	5	10	39	0	23	42	.171
Russell Lisch, Olean.....	R	21	41	8	7	9	0	1	0	1	0	6	0	5	13	.171
Lloyd Rhoades, Olean.....	R	18	60	11	10	16	2	0	0	0	0	7	0	8	7	.167
Robert Seebold, Hornell.....	R	16	54	8	9	11	0	1	0	3	2	6	0	2	13	.167
Michael Modak, 12 Hornell—																
3 Jamestown—10 Wellsville..	R	25	36	5	6	8	2	0	0	1	0	4	1	1	17	.167
Robert Alexander, Wellsville....	R	10	18	5	3	3	0	0	0	1	0	5	4	0	3	.167
James Stanton, Olean.....	R	30	93	14	15	19	4	0	0	6	0	25	1	4	21	.161
Arthur Corrigan, 10 Lockport—																
15 Batavia .....	R	25	94	8	15	16	1	0	0	1	1	8	0	3	14	.160
Morris Sporn, Jamestown.....	R	14	19	5	3	4	1	0	0	0	0	6	0	1	5	.158
Fred Morris, Olean.....	R	10	32	9	5	6	1	0	0	0	0	13	0	2	8	.156
John Hovanec, Wellsville.....	R	20	73	5	11	17	3	0	1	1	2	5	0	10	19	.151
George Boniface, Jamestown...R		10	34	4	5	5	0	0	0	0	0	2	1	1	13	.147
Marvin Little, Olean.....	L	35	63	4	9	10	1	0	0	1	0	5	0	4	18	.143
Richard Aylward, Lockport....	R	23	42	5	6	6	0	0	0	0	0	6	0	5	12	.143
Harry Rosfeld, Hornell.....	R	21	68	7	9	11	2	0	0	2	4	11	1	4	21	.132
Walter Cwik, 7 Lockport—																
14 Hornell .....	R	21	38	8	5	6	1	0	0	1	0	7	1	1	11	.132
Ronald Cook, Hornell.....	R	31	61	6	8	12	1	0	1	1	0	6	0	6	25	.131
Patrick Sharkey, Wellsville....	R	18	23	1	3	7	1	0	1	0	0	0	0	6	5	.130
Robert Vetter, Jamestown.....	R	19	31	2	4	4	0	0	0	0	0	3	0	0	11	.129
Fred Wolff, Wellsville.....	R	17	39	4	5	6	1	0	0	0	0	1	0	0	11	.128
Charles Harris, Hornell.....	R	31	56	3	7	7	0	0	0	2	0	6	0	3	12	.125
Frank Lugos, Jamestown.....	R	20	24	4	3	4	1	0	0	1	0	7	0	1	13	.125
William Gregg, Batavia.....	R	14	33	5	4	4	0	0	0	0	1	3	0	7	7	.121
Boyd Tepler, Lockport.....	L	24	67	7	8	8	0	0	0	6	0	6	1	6	20	.119
John Burke, Jamestown.....	R	16	26	0	3	4	1	0	0	0	0	0	0	0	7	.115
Edward Rigillo, Batavia.....	R	21	35	3	4	6	2	0	0	2	1	3	1	2	14	.114
Carmine Melignano, Wellsville..	R	35	45	3	5	6	1	0	0	0	0	6	0	2	27	.111
James Edgar, Jamestown.....	R	13	29	5	3	4	1	0	0	0	0	7	0	2	10	.103
James Price, Jamestown.....	R	14	30	3	3	3	0	0	0	2	0	2	0	2	9	.100
Eugene Enright, 2 Batavia—																
11 Wellsville .....	R	13	21	2	2	2	0	0	0	0	0	2	0	1	7	.095
Harvey Codde, Olean.....	R	21	44	4	4	5	1	0	0	0	0	3	0	1	16	.091
Thomas Coccitti, Jamestown...R		18	59	3	5	8	1	1	0	1	0	6	1	6	15	.085
Jerome Dolan, Olean.....	R	17	24	3	2	2	0	0	0	2	0	2	0	4	3	.083
Ambrose Naleway, Lockport....	R	10	12	1	1	1	0	0	0	0	0	3	0	1	7	.083
Edward Kempka, Batavia.....	R	12	17	0	1	1	0	0	0	0	0	2	0	0	12	.059
Aristotle Lazarou, Jamestown...R		13	19	1	1	1	0	0	0	0	0	3	0	1	9	.053
Joseph Baker, Lockport.....	R	15	35	5	1	1	0	0	0	2	0	6	0	2	22	.029
Howard Kaiser, Jamestown....R		12	15	1	0	0	0	0	0	1	0	3	0	0	13	.000

## Less Than Ten Games.

Batavia: Harry Bearden, Roland Benson, Raymond Bezdecki, Ladd Bollinger, Ralph Coppello, Vance Cooper (also Wellsville), David Delmore, Wilbert Gall, Carl Hecker, Ralph Hendy,\* Theodore Herman, Charles Jenkins (also Lockport), Walter Konitski, Carl Kerkam,\* William Kane,\*



Joseph Lang, Joseph Linskey, Joseph Mielko (also Jamestown), Donald Miles, Roy Outen, Theodore Plateck, Samuel Provinzano, Millard Robertson, Robert Traynor, George Walton. Hornell: Ray Burnett, John Break, Leo Fitzpatrick, Robert Hill, William Hudacsek, Ezra Marion, Robert McPherson, Melvin Nee, Charles Pollard, Walter Podolski, Fred Pfennig, Frank Rando, Frank Silvocka, James Trenk, Lloyd Tolle, Joseph Van Detta, Thomas Vestal, Jack Walker, Raymond Waychoff, Claude Weldon, Frank Yerka, Stanley Zlotnicki. Jamestown: William Alsnauer, Albert Bermingham, Robert Carter, Harold Corcoran, Fred Crory, Randolph Edwards, Arthur Goettsch, Joseph Hertel, Robert Hesinius, Charles James, William Kauts, George Koby, Robert Kyes, Lewis LaLonge, Vernon Meints, Fred Morris, Richard Paul, Harold Pratt, Frank Rochevot, Harold Rubin, Al Savage, Richard Schmidt, Richard Seltz, John Van Waning, Ned Whitston. Lockport: Raymond Borowicz, Donald Dietz, Lee Doyen, Robert George, Raymond Grabowski, John Heller, Neil Howard, Anthony Kindl, Perry Martin, Harry Mooridian, Edward Murphy, Alonza Nicodemus, Philip Poole,\* Raymond Stelmack. Olean: George Albrecht, Rudolph Antonetz, Peter Barisoff, Lube Dean, Walter Dubowski, James Gilbert, Michael Griffin, Elton Hausey, Robert Kellogg,\* Norman Koney, Robert Michaels, Richard Parry, Joseph Pascarella, Leonard Pecou, Harold Silky. Wellsville: Albert Colaw, Walter Dzuska, Vincent Fauci, George Hamilton, Orest Intindola, Giles Knowles, Adam Kulaski, John Lansing, Herbert May, Al Malinowski, Nick Mentis, Donald Murray, James O'Brien, Andrew Perry, Ed Petrazzolo,\* Richard Sarno, Walter Sierotko, Bernard Woycik.

\*Bats lefthanded.

CLUB FIELDING.

Club	G.	PO.	A.	E.	TC.	DP.	TP.	PB.	Pct.
Jamestown	110	2791	1143	267	4261	89	..	45	.960
Lockport	111	2838	1175	251	4264	79	..	18	.941
Olean	109	2753	1082	263	4038	52	..	29	.936
Hornell	111	2849	1299	287	4435	78	..	41	.935
Wellsville	109	2810	1199	293	4302	70	..	17	.932
Batavia	110	2855	1081	291	4227	57	1	22	.931

Batavia triple play made by: Riddle (ss.), Scott (2b.), Visan (1b.) and Maloney (c.)

INDIVIDUAL FIELDING.

Ten or More Games.

\*Throws lefthanded.

FIRST BASEMEN.

Name and Club.	G.	PO.	A.	E.	DP.	Pct.	Name and Club.	G.	PO.	A.	E.	DP.	Pct.
Hartman, Jamestown.	35	278	19	0	10	1.000	Rybak, Olean.....	13	90	3	2	6	.979
Mishkin, Wellsville*.	22	212	8	1	13	.995	Sperry, Hornell*.....	88	768	58	19	59	.978
Knox, Wellsville	16	145	3	1	9	.993	Colvin, 2 Lockport—						
Lamendola, Lockpt*.	49	429	21	6	24	.987	1 Wells.—70 Jmstn.	73	685	35	16	57	.978
Visan, Batavia.....	10	70	4	1	4	.987	Weinschreider, Lkpt.*	29	248	12	7	20	.974
Stanton, Olean.....	30	251	15	4	8	.985	Dellinger, Olean.....	14	111	4	4	5	.966
Korponay, Batavia	27	215	13	4	15	.983	Robichaud, Lockport..	13	108	5	4	6	.966
Dyck, Wellsville.....	68	632	40	12	38	.982	Jeske, Lockport.....	10	75	5	3	8	.964
Box, Olean.....	30	240	12	5	13	.981	White, Olean*.....	20	174	10	8	9	.958
Milne, Batavia*.....	69	569	16	12	26	.980	Noon, Hornell	14	131	4	10	2	.931

SECOND BASEMEN.

Sanford, Jamestown..	79	257	242	21	48	.960	Babcock, Olean.....	30	76	83	14	12	.919
Oceak, Hornell.....	109	247	366	26	53	.959	Shapiro, Wellsville...	22	65	69	12	10	.918
Nunes, Olean.....	28	72	67	6	10	.959	Kromko, Batavia.....	12	31	24	5	2	.917
Boniface, Jamestown..	10	32	21	3	7	.946	Caciavely, Olean.....	30	77	67	14	9	.911
Gaydos, Wellsville...	39	86	121	12	18	.945	Scott, Batavia.....	92	226	208	47	34	.902
Petroziello, Hornell..	11	7	10	1	1	.944	Holmes, Jamestown..	10	25	24	7	1	.875
Hutchinson, Wellsvle.	19	36	54	6	9	.938	ReDavid, Wellsville..	10	17	17	5	4	.872
Ogorek, Lockport.....	99	238	282	36	51	.935	Jacobson, Jamestown.	14	39	39	12	11	.867
Rue, Olean.....	22	45	57	9	5	.926							

THIRD BASEMEN.

Nunes, Olean.....	24	26	28	3	2	.947	Accardo, Lockport...	47	53	82	19	2	.877
Lowe, Jamestown...	76	106	139	23	10	.914	Caciavely, Olean.....	24	23	31	8	1	.871
Poulsen, Wellsville..	39	40	66	10	8	.914	Luciano, Wellsville...	17	16	31	7	0	.870
Rue, Olean.....	13	24	23	5	2	.904	Schmidt, 41 Olean—						
King, Lockport.....	26	33	39	8	0	.900	3 Batavia.....	44	57	73	20	1	.867
Smith, Jamestown...	17	18	17	4	3	.897	Delsing, Lockport ...	23	32	40	11	3	.867
Owens, Batavia.....	21	28	41	8	2	.896	Nascak, Batavia.....	39	36	46	13	3	.863
Leysock, Hornell....	14	10	24	4	0	.895	Petroziello, Hornell..	95	96	170	45	20	.855
Kuzmin, Wellsville...	41	31	55	11	5	.887	Pasciolla, Batavia...	21	20	42	11	0	.849
Levantini, Batavia...	11	7	16	3	1	.885	Corrigan, 2 Lockport—						
Barbero, Jamestown..	11	7	15	3	2	.880	15 Batavia.....	17	16	27	9	1	.827

## SHORTSTOPS.

Name and Club.	G.	PO.	A.	E.	DP.	Pct.	Name and Club.	G.	PO.	A.	E.	DP.	Pct.
Pontarelli, Lockport..	48	100	117	13	19	.943	Blaszak, Wellsville..	38	76	105	27	14	.870
Poulsen, Wellsville..	43	68	129	13	21	.938	R. Williams, Hornell..	95	150	236	61	40	.864
DeMars, Olean.....	50	88	131	16	15	.932	Jeske, Lockport.....	54	101	151	40	32	.863
R. Seltz, Jamestown..	57	90	194	32	35	.899	Dellinger, Olean.....	13	21	33	9	2	.857
Stansky, Batavia.....	56	106	139	31	14	.888	Riddle, Batavia.....	27	49	45	17	7	.847
Rue, Olean.....	18	48	58	14	4	.883	Owens, Batavia.....	19	13	56	17	8	.802
Jacobson, Jamestown..	52	100	124	31	15	.878	Hovanec, Wellsville..	16	28	35	20	7	.759
Babcock, Olean.....	18	31	51	12	8	.872	Morris, Olean.....	10	10	17	9	2	.750

## OUTFIELDERS.

Name and Club.	G.	PO.	A.	E.	DP.	Pct.	Name and Club.	G.	PO.	A.	E.	DP.	Pct.
Dellinger, Olean.....	46	51	7	1	0	.983	Warney, Hornell.....	16	22	1	2	0	.920
Seebold, Hornell.....	16	27	1	1	1	.966	Messina, Wellsville..	40	88	2	8	1	.918
Cocchetti, Hornell....	107	178	10	7	0	.964	Kovalak, Hornell....	58	101	6	10	0	.915
Visan, Batavia.....	91	140	11	7	1	.955	Rodgers, Hornell*....	68	74	11	8	1	.914
Sowins, Lockport*....	106	145	9	7	0	.957	Toomey, Olean.....	46	60	4	6	1	.914
Catalano, Olean.....	70	106	12	6	1	.952	Mishkin, Wellsville*.	51	55	7	6	0	.912
Davis, Jamestown....	107	162	14	9	2	.951	Tiedemann, Olean....	25	47	3	5	0	.909
Hrovatic, Jamestown..	109	157	13	9	2	.950	Leysock, Hornell....	36	27	3	3	0	.909
Lockman, Jamestown..	39	51	6	3	0	.950	Scally, Batavia.....	73	170	11	19	1	.905
Mullins, Batavia.....	27	31	4	2	0	.946	Fucci, Wellsville....	36	62	5	7	1	.905
Riddle, Batavia.....	17	30	3	2	0	.943	Crowe, Wellsville....	19	37	1	4	1	.905
Nasack, Batavia.....	57	104	7	7	0	.941	Accardi, Wellsville..	14	19	0	2	0	.905
Simons, Olean.....	20	29	2	2	0	.939	King, 67 Lockport—						
Kosan, Lockport.....	48	84	3	6	0	.935	9 Wellsville.....	76	101	12	12	0	.904
Held, Jamestown.....	43	45	9	4	3	.931	Gregg, 9 Bat.—48 Ol.	57	123	15	17	2	.890
French, 45 Wellsville							Rosfeld, Hornell....	21	27	2	5	1	.853
—10 Lockport.....	55	75	3	6	1	.929	Reding, Olean.....	20	26	2	5	0	.848
Gruss, Batavia.....	20	33	6	3	2	.929	Accardo, Lockport...	10	13	0	3	0	.813
Addis, Wellsville....	52	78	8	7	1	.925	Cooper, Lockport....	10	10	3	4	1	.765
Delsing, Lockport....	50	62	9	6	0	.922	Davis, Olean.....	11	6	0	3	0	.667

## PITCHERS.

Name and Club.	G.	PO.	A.	E.	DP.	Pct.	Name and Club.	G.	PO.	A.	E.	DP.	Pct.
Katherman, 2 Lockpt.							Rigillo, Batavia....	20	1	23	2	2	.923
—18 Wellsville....	20	16	31	0	2	1.000	Vetter, Jamestown..	19	4	30	3	0	.919
Henry, Batavia.....	25	18	23	0	2	1.000	Modak, 12 Hornell—						
Leysock, Hornell....	15	5	24	0	0	1.000	2 Jmstn.—9 Wells.	23	3	19	2	0	.917
Smith, Jamestown... 23	1	16	0	0	0	1.000	Madsen, Batavia....	31	9	34	4	1	.915
Lugos, Jamestown... 20	1	14	0	0	0	1.000	Burke, Jamestown... 16	3	17	2	0	.909	
Lisch, Olean.....	14	2	12	0	0	1.000	Newell, Olean.....	22	3	31	4	2	.895
Kaiser, Jamestown... 11	0	7	0	0	0	1.000	Sporn, Jamestown... 11	1	16	2	0	.895	
Gebrlian, Hornell.... 29	16	33	1	0	.980	Dolan, Olean.....	15	4	12	2	0	.889	
Pfennig, Wellsville*. 25	4	29	1	1	.971	Codde, Olean.....	20	2	20	3	0	.880	
Patte, Batavia.....	29	12	64	3	0	.962	Melignano, Wellsville 35	3	29	5	0	.865	
Anhalt, Lockport.... 22	1	23	1	1	.960	Pinion, Jamestown*. 16	3	16	3	0	.864		
Price, Jamestown... 14	6	38	2	4	.957	Rodgers, Hornell*.. 19	1	24	4	0	.862		
John'on, Olean.....	33	7	35	2	1	.955	Williams, 11 Batavia—						
Little, Olean*.....	28	6	36	2	1	.955	1 Hornell.....	12	1	5	1	0	.857
Naleway, Lockport... 10	2	19	1	0	.955	Kempka, Batavia....	12	2	4	1	0	.857	
Palmisano, Batavia.. 17	4	13	1	2	.944	Branca, Olean.....	14	3	14	3	0	.850	
Brett, Wellsville....	10	9	8	1	0	.944	Enright, 2 Batavia—						
Johnson, Lockport... 16	8	25	2	2	.943	11 Wellsville.....	13	1	10	2	1	.846	
Baker, Lockport....	15	1	15	1	1	.941	Sharkey, Wellsville.. 17	2	9	2	0	.846	
Lazarou, Jamestown. 13	4	12	1	1	.941	Urban, Olean.....	10	2	14	3	0	.842	
Timm, Lockport.....	13	7	23	2	1	.938	Cwik, 7 Lockport—						
Shanklin, Lockport... 31	5	61	5	4	.930	14 Hornell.....	21	5	21	5	0	.839	
Wolf, Wellsville....	17	4	22	2	0	.929	Tepler, Lockport*.. 24	2	29	7	0	.816	
Harris, Hornell.....	30	6	32	3	0	.927	Bishop, Jamestown.. 25	2	19	7	1	.750	
Cook, Hornell.....	31	9	41	4	2	.926							

## CATCHERS.

Name and Club.	G.	PO.	A.	E.	DP.	PB.	Pct.	Name and Club.	G.	PO.	A.	E.	DP.	PB.	Pct.
Welch, Lockport.....	98	667	67	9	4	9	.988	Anthony, Jamestown..	20	115	23	4	1	2	.972
Rhoades, Olean.....	17	121	18	2	2	9	.986	Box, Olean.....	47	275	33	11	0	7	.966
Whittingham, Hornell	72	421	63	8	5	14	.984	Taylor, Wellsville... 96	591	69	26	3	7	.962	
Maloney, Batavia... 51	339	39	7	4	0	.983	Mulcahy, 8 Olean—								
Aylward, Lockport... 11	58	6	1	0	4	.982	11 Wellsville.....	19	114	10	6	1	8	.954	
Hillian, 34 Batavia—							Southard, Jamestown. 39	204	26	12	1	18	.950		
50 Lockport.....	84	544	76	13	5	13	.979	Mullins, Batavia....	35	200	21	12	1	9	.948
Kratzer, Hornell....	39	271	28	8	1	20	.974	Cocchittl, Jamestown.. 16	89	11	6	0	2	.943	

PITCHERS' RECORDS.

\*Throws left-handed.

Forty-five Innings or More.

Name and Club	G.	IP.	AB.	R.	H.	ER.	SIL.	BB.	IIB.	SO.	WT.	W.	L.	Pct.	SG.	CG.	FG.	SlitO.	Ave.
Pooler, Lockport	7	47	179	13	44	7	2	14	0	30	0	4	2	.667	5	5	2	0	1.34
Kempka, Batavia	12	47	198	30	53	11	1	17	2	25	3	1	2	.333	3	1	5	0	2.11
GEBRIAN, Hornell	29	192	726	71	161	47	5	66	5	169	6	16	4	.800	21	18	6	2	2.20
Smith, Jamestown	23	65	252	32	65	18	10	21	1	28	2	3	3	.500	4	0	15	0	2.49
Cook, Hornell	31	175	681	82	137	51	7	89	3	171	6	13	7	.650	20	14	8	2	2.62
Pfennig, Wellsville*	25	150	577	58	143	44	9	47	0	104	6	12	4	.750	17	11	8	3	2.64
Tepler, Lockport*	24	179	665	88	138	53	9	143	9	254	8	13	8	.619	23	15	1	2	2.66
Thum, Lockport	13	102	407	54	95	31	7	31	6	53	0	8	5	.615	11	10	2	0	2.74
Wolff, Wellsville	17	95	344	50	74	29	10	50	3	61	1	6	6	.500	12	4	2	0	2.75
Patie, Batavia	29	108	787	97	205	63	11	32	4	120	3	12	11	.522	24	15	4	2	2.89
Coutle, Olean	20	126	507	66	141	45	5	20	1	71	0	7	8	.467	15	9	4	1	3.21
Johnson, Lockport	16	100	384	52	93	37	4	67	7	77	3	9	4	.692	15	10	1	1	3.33
Baker, Lockport	15	105	402	42	102	39	6	33	0	67	1	9	4	.692	12	10	3	1	3.34
Rogers, Hornell*	19	92	363	60	85	35	8	51	2	46	3	5	3	.625	8	5	9	0	3.42
Bu-ke, Jamestown	16	71	281	35	69	27	6	47	0	43	3	4	4	.500	9	3	0	0	3.42
Enright, 2 Batavia—11 Wellsville	13	69	332	40	79	27	0	31	0	41	2	4	0	1.000	3	1	5	0	3.52
Price, Jamestown	14	82	311	41	67	32	6	38	5	37	2	6	4	.600	11	4	3	0	3.56
Henry, Batavia	25	149	593	98	145	59	7	71	5	137	7	7	13	.350	19	12	4	0	3.56
Alexander, Wellsville	9	55	201	26	49	22	5	34	5	47	3	4	3	.571	4	2	5	0	3.60
Horman, Batavia	6	45	181	21	50	18	3	16	1	36	0	3	2	.600	6	3	0	0	3.60
Shawatin, Lockport	31	182	746	110	187	75	19	81	6	95	0	11	9	.550	22	11	6	1	3.71
Bishop, Jamestown	25	133	490	66	101	55	7	102	1	106	8	10	8	.536	18	10	7	1	3.72
Harris, Hornell	30	143	579	84	144	60	10	54	1	74	2	9	8	.529	13	5	12	2	3.78
Cwik, 7 Lockport—14 Hornell	21	115	451	70	115	49	13	61	5	66	2	9	5	.643	17	6	2	0	3.83
Leysock, Hornell	15	74	291	50	72	32	7	34	6	72	2	2	8	.200	10	3	4	1	3.89
Madsen, Batavia	31	185	741	131	173	81	8	124	11	169	15	12	11	.522	26	12	5	2	3.94
Mellignano, Wellsville	35	135	537	83	131	60	8	64	3	87	1	5	8	.385	14	1	19	0	4.00
Petrazzola, Wellsville	6	45	178	25	40	20	1	18	2	41	0	4	1	.800	5	4	0	1	4.00
Lisch, Olean	14	71	308	44	86	32	2	34	1	44	2	4	3	.571	6	4	7	0	4.06
Johnson, Olean	28	153	582	80	158	71	10	81	22	123	4	6	12	.583	21	8	5	2	4.18
Newell, Olean	33	145	563	98	141	71	11	87	3	111	10	6	9	.400	14	7	17	2	4.41
Lugos, Jamestown	20	74	292	51	73	38	11	48	3	75	0	5	10	.333	13	5	4	1	4.54
Branca, Olean	14	101	395	60	106	52	4	48	2	62	0	5	5	.625	12	3	3	2	4.62
Anhalt, Lockport	22	87	346	64	104	45	7	30	2	62	0	6	5	.500	13	5	1	0	4.63
Dolan, Olean	15	69	239	53	83	36	9	29	1	70	1	5	6	.667	10	5	5	2	4.70
Pinlon, Jamestown*	16	59	248	47	66	31	3	53	1	45	7	4	3	.571	8	2	3	0	4.74
Regillo, Batavia	20	96	293	67	104	52	7	59	2	53	7	6	6	.500	12	5	7	0	4.88
Katherman, 18 Wellsville—3 Lockport	21	87	347	74	86	49	5	57	8	40	4	3	8	.273	14	3	4	0	5.07
Vetter, Jamestown	19	91	376	70	87	52	7	57	7	82	4	4	7	.864	10	5	6	1	5.14
Lazarou, Jamestown	13	56	237	43	69	33	6	28	1	39	6	3	2	.600	5	1	4	0	5.30
Palmsano, Batavia	17	70	286	60	74	45	8	37	1	42	1	3	5	.375	9	4	4	0	5.79
Modak, 12 Hornell—2 Jamestown—9 Wellsville	23	93	394	87	112	65	5	56	2	44	1	7	9	.438	13	2	3	0	6.29
Sharkey, Wellsville	17	51	193	47	49	37	3	60	2	33	6	3	2	.600	8	1	6	0	6.53

Balks—Madsen, Little, Lugos, 2 each; Patte, Price, Alexander, Harris, Leysock, Newell, Anhalt Dolan, Regillo, Katherman, Palmsano, 1 each. Tles—Tepler, Cook, 1 each.

## PITCHERS' RECORDS.

Less Than Forty-Five Innings.

Batavia: Harry Bearden, Raymond Bezdecki, Vance Cooper (also Wellsville), Gilbert Gall, Benjamin Gregg, Ralph Hendy,\* Charles Jenkins (also Lockport), Carl Kerkam,\* Walter Konistki, Joseph Linsky, Donald Miles, Roy Outen, Theodore Plateck, George Walton, Joseph Williams (also Hornell).

Hornell: Raymond Burnett,\* John Dreak, Leo Fitzpatrick, Ezra Marion, Melvin Nee, Frank Oeak, Fred Pfennig, Walter Poldoski, Lloyd Tolle, James Trenk, Thomas Vestal, John Walker, Claude Weldon, Frank Yerka, Stanley Zlotnicki.

Jamestown: Harold Corcoran, Fred Crory, Randolph Edwards, Arthur Goetsch, Hershel Held, Robert Hesinius, Charles James, Howard Kaiser, George Koby, Vernon Meints, Richard Paul, Harold Pratt, Frank Rochevot, Harold Rubin (also Wellsville), Al Savage, Richard Schmidt, Morris Sporn, Edward Whitston.

Lockport: Donald Dietz, Lee Doyen, Robert George, Nell Howard, Anthony Kindl, Ambrose Naley, Robert Owles.\*

Olean: Peter Barisoff, Lube Dean, Elton Hausey, Richard Parry, Leonard Pecou, Harold Silky, Raymond Simons, Hubert Urban.

Wellsville: Robert Addis, Herbert Brett, Albert Colaw, Robert Crowe, Walter Dzurowski, George Hamilton, Orest Intendola, Giles Knowles, Al Mallnowski, Donald Murray, James O'Brien, Richard Sarno.

\*Indicates lefthanded pitcher.



## 18 OUTFIELD PUTOUTS—TWICE AGAINST REDS

On two occasions, both at Cincinnati, National League outfield trios have gathered in 18 fly balls in nine-inning games, and each time the Reds lost, 2 to 0. The first instance was on June 6, 1929, when Ray Bengé of the Phillies conquered Jake May. The Phil outfield was made up of Frank O'Doul in left, Dennis Sothorn in center and Chuck Klein in right. Sothorn had nine putouts, O'Doul five and Klein four.

History repeated itself on July 23, 1943, when Whitlow Wyatt of the Dodgers abated John Vander Meer. For Brooklyn, Left Fielder Luis Olmo had eight putouts, Right Fielder Stanley Bordagaray seven, and Center Fielder Augie Galan three. There was not an inning in which the Reds failed to drive a fly ball to a Brooklyn suburbanite, and in two chapters—the fifth and eighth—the Dodger trio made all the putouts. Walker and Marshall supplied the busy firm of Olmo, Galan and Bordagaray with a third of their chances.

The details by innings:

First—Walker flied to Olmo.

Second—Mesner and Tipton flied to Bordagaray.

Third—Frey flied and Walker fouled to Olmo.

Fourth—Marshall flied to Galan and Mesner to Bordagaray.

Fifth—Miller flied to Olmo, Mueller to Galan and Vander Meer to Bordagaray.

Sixth—Marshall flied to Olmo.

Seventh—McCormick and Tipton flied to Olmo.

Eighth—Mueller flied to Bordagaray, Vander Meer to Galan and Walker to Olmo.

Ninth—Marshall and McCormick flied to Bordagaray.



## SCRIBE KEN SMITH A FORMER BAT BOY

Ken Smith, New York Mirror baseball writer and secretary-treasurer of the Baseball Writers' Association of America, was, in 1913, bat boy of the Danbury club of the New York-New Jersey League, operated by Ernest C. Landgraf.

# Twin Ports League

## Class E

(Compiled by L. W. Kloeppel, Secretary)

### CLUB STANDINGS.

Club.	Marine Duluth Duluth				W.	L.	Pct.
	Superior	Iron	Dukes	Heralds			
Superior .....	4	3	4	11	7	.611	
Marine Iron.....	2	4	3	9	7	.562	
Duluth Dukes.....	3	3	3	9	10	.474	
Duluth Herald....	2	0	3	5	10	.333	
Lost .....	7	7	10	10	34	34	

Game won by Duluth Herald and lost by Superior was successfully protested, but not replayed. It is not counted in team standings, but is counted in player and team averages.

Note—League disbanded July 13, 1943.

### TEAM BATTING.

Team.	G.	AB.	R.	OR.	H.	2B.	3B.	HR.	TB.	RBI.	LB.	SH.	BB.	SB.	SO.	Pct.
Superior .....	19	617	136	116	174	23	8	0	213	113	177	9	126	36	131	.282
Duluth Herald....	16	541	99	142	151	22	5	1	186	86	143	16	69	18	92	.279
Marine Iron.....	16	545	102	80	143	24	6	0	179	83	118	10	67	21	107	.263
Duluth Dukes....	19	653	127	126	167	25	13	2	224	97	166	7	97	45	121	.255

### INDIVIDUAL BATTING.

Player and Club.	Bats	G.	AB.	R.	H.	2B.	3B.	HR.	TB.	RBI.	SH.	SB.	BB.	SO.	Pct.
Munns, L. J., Dukes.....	R	2	7	3	4	1	0	0	5	1	0	0	1	0	.571
Rudolph, E., Superior.....	L	2	7	2	4	0	0	0	4	1	0	0	0	0	.571
Vucelovich, John, Herald....	R	6	20	4	10	0	0	0	10	1	0	0	2	1	.500
GILBERT, W. J., Marines.....	R	16	57	15	26	8	0	0	34	18	0	6	12	1	.456
Hovance, J. J., Superior.....	L	8	26	5	11	1	0	0	12	8	1	1	8	6	.423
Shonts, Jos., Herald....	L	16	65	17	26	6	3	1	41	13	0	5	5	5	.400
Farrell, E. M., Superior.....	R	14	48	11	19	1	0	0	20	7	1	3	15	8	.396
Gettler, Robert, Herald....	L	6	21	3	8	1	0	0	9	2	0	0	2	4	.381
Norlander, John, Duluth....	L	17	69	10	26	8	1	1	39	16	2	1	7	9	.377
Schroeder, J. P., Superior.....	R	19	72	21	27	3	1	0	32	23	0	10	15	5	.375
Stemig, Ade, Marines.....	R	8	32	11	12	2	0	0	14	8	0	4	4	5	.375
Kresal, Elwood, Herald....	L	16	54	14	19	2	1	0	23	16	1	1	11	8	.352
Seltz, R., Dukes.....	R	15	63	15	22	1	4	0	31	14	0	9	11	9	.349
Westergard, V., Superior.....	R	12	44	13	15	3	3	0	24	17	1	3	7	7	.341
Downs, E. H., Dukes.....	R	18	71	17	24	3	1	0	29	13	0	7	13	10	.338
Hicks, F. W., Marines.....	R	16	63	12	21	3	2	0	28	10	1	1	6	15	.333
Conito, E. J., Herald....	R	1	3	0	1	0	0	0	1	0	0	1	0	0	.333
Zukosky, E. C., Superior.....	R	16	52	7	17	3	2	0	24	11	0	3	10	5	.327
Day, L. I., Superior.....	L	12	40	18	13	2	1	0	17	5	1	3	14	6	.325
Thompson, H. J., Herald-Dukes.....	R	15	50	19	16	2	1	0	20	6	0	7	17	15	.320
Coleman, J., Dukes-Superior.....	R	10	25	6	8	0	0	0	8	3	1	1	3	7	.320
Wager, Clint, Herald....	R	13	51	9	16	4	1	0	22	14	1	2	5	6	.314
Carter, R. E., Dukes.....	R	7	29	5	9	0	1	0	11	6	0	4	1	2	.310
Dubla, Joe, Marines.....	R	13	53	7	16	2	0	0	18	5	1	2	3	12	.302
Lessard, Jay, Marines.....	L	8	30	9	9	3	0	0	12	3	1	0	4	8	.300
Bakken, F. T., Herald....	R	15	61	13	18	2	0	0	20	8	1	3	9	9	.295
Bauers, John, Marines.....	R	4	7	0	2	0	0	0	2	0	0	0	1	1	.286
Jones, T. T., Marines.....	R	16	64	18	18	2	1	0	22	9	2	3	6	5	.281
Crescenzo, P., Herald....	R	8	32	4	9	1	0	0	10	6	0	1	1	6	.281
Ramey, Jos., Herald....	R	12	47	7	13	1	0	0	14	5	2	0	7	11	.277
Goldfine, J. I., Superior.....	L	16	60	15	16	4	0	0	20	12	1	6	11	9	.267
Treadwell, G. E., Superior.....	R	11	30	5	8	0	0	0	8	2	1	2	7	1	.267
Muller, M. H., Superior.....	R	19	78	14	20	3	0	0	23	11	1	6	9	26	.256



Player and Club.	Bats	G.	AB.	R.	H.	2B.	3B.	HR.	TB.	RBI.	SH.	SB.	BB.	SO.	Pct.
Mason, L. J., Dukes.....	R	16	47	17	12	5	2	0	21	5	0	4	17	17	.255
Anderson, A. J., Superior.....	R	4	4	2	1	1	0	0	2	2	0	0	1	2	.250
Kuddes, D. E., Dukes.....	R	16	51	12	12	1	3	0	19	8	0	1	3	3	.235
Zapel, D. F., Dukes-Marines.....	R	14	49	10	11	2	2	0	17	11	0	0	11	15	.224
Stoltz, Art, Superior.....	L	3	9	1	2	1	0	0	3	1	0	0	1	5	.222
Seltz, Dick, Dukes.....	R	15	64	10	14	1	0	1	18	13	1	8	4	5	.219
Oliver, Henry, Heralds.....	L	5	14	4	3	0	0	0	3	2	0	1	0	3	.214
Henricksen, D. R., Heralds-Sup.....	R	16	57	7	12	1	0	0	13	7	1	2	9	8	.211
Ryan, R. A., Dukes-Marines.....	L	11	29	6	6	0	0	0	6	4	1	1	4	5	.207
Johnson, Fred, Heralds.....	R	14	40	8	8	3	0	0	11	10	2	0	6	7	.200
Haas, W. E., Marines.....	R	4	15	2	3	1	0	0	4	2	0	0	2	3	.200
McPherson, R. I., Dukes.....	R	19	72	6	14	0	0	0	14	6	0	2	11	6	.194
Winquist, R., Dukes.....	R	9	16	2	3	0	0	0	3	1	1	0	3	9	.189
Anderson, Ed, Marines.....	L	13	38	2	7	0	1	0	9	6	0	0	5	2	.184
Dixon, J. E., Dukes.....	R	8	22	2	4	1	0	0	5	3	0	0	0	7	.182
Thompson, J. C., Marines.....	R	7	22	2	4	0	0	0	4	5	2	0	1	4	.182
Titus, H. W., Superior.....	R	19	71	9	12	1	0	0	13	9	1	1	6	19	.169
Doig, Wilfred, Heralds.....	R	5	12	1	2	0	0	0	2	1	0	0	0	2	.167
Dvorak, Joe, Heralds.....	R	2	6	0	1	0	0	0	1	0	0	0	1	3	.167
Johnson, George, Marines.....	R	8	19	2	3	1	0	0	4	1	0	0	2	4	.158
Rudie, William, Heralds.....	L	9	26	4	4	1	0	0	5	2	1	0	7	3	.154
Anderson, Dick, Dukes.....	R	3	7	2	1	0	0	0	1	0	0	1	2	3	.143
Wangenstein, M., Superior.....	R	2	7	0	1	0	0	0	1	0	0	0	0	1	.143
Bushey, V., Heralds-Superior.....	R	4	8	1	1	0	0	0	1	0	0	0	2	0	.125
Mason, Q., Marines.....	R	5	19	7	2	1	0	0	3	0	1	2	3	3	.105
Udee, L. J., Dukes.....	R	3	10	4	1	1	0	0	2	1	1	1	2	2	.100
Mortinsen, L. J., Marines.....	R	3	11	2	1	0	0	0	1	0	0	1	3	5	.091
Germaine, A. G., Marines.....	R	10	37	1	3	0	0	0	3	2	1	0	2	15	.081
Cartwright, M. F., Dukes.....	R	9	26	0	2	0	0	0	2	1	1	0	0	3	.12
Wilson, Stan, Heralds.....	R	6	15	0	1	0	0	0	1	1	2	0	0	6	.077
Erickson, H. W., Superior.....	R	8	24	3	1	0	1	0	3	2	0	0	8	18	.042
Connolly, R. E., Superior.....	R	11	17	3	0	0	0	0	0	0	0	0	5	7	.000
Blin, James, Dukes.....	R	7	20	0	0	0	0	0	0	0	0	0	0	5	.000
Nyquist, George, Heralds.....	R	4	5	0	0	0	0	0	0	0	0	0	2	4	.000
Gamblin, R., Marines.....	R	3	8	0	0	0	0	0	0	0	1	0	0	6	.000
Johnson, John, Marines.....	R	2	9	0	0	0	0	0	0	0	0	0	0	2	.000
Larson, Chester, Heralds.....	R	2	4	1	0	0	0	0	0	0	0	0	2	1	.000
Lopp, H., Superior.....	R	2	6	2	0	0	0	0	0	0	0	0	3	4	.000
Lanaghan, William, Marines.....	L	1	1	0	0	0	0	0	0	0	0	0	0	0	.000
Lukoskie, William, Dukes.....	R	1	4	0	0	0	0	0	0	0	0	0	1	2	.000
Schwietert, J. A., Dukes.....	R	1	4	0	0	0	0	0	0	1	0	0	1	1	.000

CLUB FIELDING.

Club.	G.	PO.	A.	E.	DP.	PB.	Pct.	Club.	G.	PO.	A.	E.	DP.	PB.	Pct.
Marine Iron.....	16	406	164	41	11	2	.933	Superior.....	19	453	178	59	9	2	.915
Duluth Dukes....	19	482	214	59	11	3	.922	Duluth Heralds...	16	377	147	54	8	4	.901

INDIVIDUAL FIELDING.

FIRST BASEMEN.

Player and Club.	G.	PO.	A.	E.	TC.	DP.	Pct.	Player and Club.	G.	PO.	A.	E.	TC.	DP.	Pct.
Novanec, Sup. ....	8	59	2	0	61	3	1.000	Thompson, Mar. ..	7	46	5	2	53	1	.962
Cartwright, Dukes. 1	0	0	1	0	1	0	1.000	Lessard, Marines ..	8	71	2	4	77	7	.948
Norlander, Dukes..17	148	0	2	150	5	.987	Stoltz, Superior ..	2	13	0	2	15	0	.866	
Shonts, Heralds ..16	131	6	2	139	2	.986	Stemig, Marines ..	1	8	1	2	11	0	.818	
Treadwell, Sup. ...	9	57	1	2	60	4	.967	Titus, Superior.....	2	8	1	3	12	1	.750
Kuddes, Dukes ...	3	25	2	1	28	3	.964	Anderson, Ed, Mar. 1	0	0	0	0	0	.000	

SECOND BASEMEN

Kresal, Heralds ..	1	2	2	0	4	0	1.000	Thompson, Her.-Du	3	8	8	1	17	2	.941
Rudie, Heralds ...	1	2	0	0	2	0	1.000	Downs, Dukes ....	18	47	39	6	92	4	.935
Kuddes, Dukes ...	1	1	0	0	1	0	1.000	Bakken, Heralds ..	12	20	24	9	53	3	.830
Schroeder, Sup. ...	19	51	42	3	96	6	.969	Lukoskie, Dukes ..	1	2	1	3	6	0	.500
Jones, Marines ...	16	46	37	5	88	9	.943								

SHORTSTOPS.

Kuddes, Dukes ...	1	3	0	0	3	0	1.000	Mason, Q., Marines 5	6	9	3	18	0	.833	
Hicks, Marines ...	10	17	30	3	50	5	.940	Bakken, Heralds ..	3	4	6	2	12	1	.833
Larson, Heralds ..	2	7	3	1	11	1	.909	Muller, Superior ..	19	34	45	16	95	5	.832
Ramey, Heralds ..	11	22	24	5	51	3	.902	Mason, L., Dukes..	2	4	9	4	17	1	.765
Seltz, Rol., Dukes.15	33	40	9	82	5	.890	Germaine, Marines. 1	1	2	2	5	0	.600		

THIRD BASEMEN.

Player and Club.	G.	PO.	A.	E.	TC.	DP.	Pct.	Player and Club.	G.	PO.	A.	E.	TC.	DP.	Pct.
McPherson, Dukes.	2	3	0	5	0	1.000		Gilbert, Marines	16	20	25	7	52	6	.865
Schwietert, Dukes.	1	2	5	0	7	0	1.000	Johnson, F., Her.	11	7	20	6	33	1	.818
Ramey, Heralds	1	0	2	0	2	0	1.000	Zukosky, Superior	14	14	10	43	3	.767	
Rudie, Heralds	7	8	9	2	19	0	.895	Titus, Superior	6	7	8	5	20	0	.750
Seltz, Dick, Dukes.	15	21	42	9	72	1	.875	Mason, L., Dukes	1	0	3	2	5	0	.600

OUTFIELDERS.

Player and Club.	G.	PO.	A.	E.	TC.	DP.	Pct.	Player and Club.	G.	PO.	A.	E.	TC.	DP.	Pct.
Dubla, Marines	13	19	3	0	22	1	1.000	Kresal, Heralds	15	13	0	2	15	0	.867
Thomp'n, H., H.-D.12	13	3	0	16	1	1.000	Day, Superior	12	12	1	2	15	0	.867	
Germaine, Marines.	9	11	0	0	11	0	1.000	Mason, L., Dukes	10	11	1	2	14	0	.857
Erickson, Sup.	8	7	1	0	8	0	1.000	Wager, Heralds	11	11	0	2	13	0	.846
Elin, Dukes	7	11	0	0	11	0	1.000	Kuddes, Dukes	11	9	0	2	11	0	.818
Westergard, Sup.	7	11	0	0	11	0	1.000	Titus, Superior	11	9	0	2	11	0	.818
Vuelnovich, Her.	6	6	0	0	6	0	1.000	Udee, Dukes	3	4	0	1	5	0	.800
Hicks, Marines	6	6	0	0	6	0	1.000	Mortinsen, Mar.	3	7	0	2	9	0	.778
Coleman, Duk.-Su.	5	4	1	0	5	0	1.000	Cartwright, Dukes.	8	7	1	3	11	0	.727
Oliver, Heralds	5	2	0	0	2	0	1.000	Crescenzo, Her.	8	4	0	3	7	0	.571
Johnson, F., Her.	4	2	0	0	2	0	1.000	Lopp, Superior	2	1	0	1	2	0	.500
Gettler, Heralds	3	5	1	0	6	0	1.000	Ryan, Dukes-Mar.	6	0	0	0	0	0	.000
Rudie, Heralds	2	1	0	0	1	0	1.000	Anderson, Ed, Mar.	5	0	0	1	1	0	.000
Anderson, D., Duk.	2	1	0	0	1	0	1.000	Johnson, Geo., Mar.	2	0	0	0	0	0	.000
Dvorak, Heralds	2	1	0	0	1	0	1.000	Winquist, Dukes	1	0	0	0	0	0	.000
Johnson, J., Mar.	2	0	1	0	1	0	1.000	Bauers, Marines	1	0	0	1	1	0	.000
Goldfine, Superior	16	28	0	1	29	0	.966	Dixon, Dukes	1	0	0	0	0	0	.000
Stemig, Marines	6	14	0	1	15	0	.933	Stoltz, Superior	1	0	0	0	0	0	.000
Carter, Dukes	7	21	0	2	23	0	.913	Anderson, A., Sup.	1	0	0	0	0	0	.000

CATCHERS.

Player and Club.	G.	PO.	A.	E.	TC.	DP.	Pct.	Player and Club.	G.	PO.	A.	E.	TC.	DP.	Pct.
Treadwell, Superior	2	15	1	0	16	1	1.000	McPherson, Dukes	17	94	22	5	121	2	.966
Norlander, Dukes	1	3	0	0	3	0	1.000	Wangensteen, Sup.	2	16	2	1	19	0	.947
Conito, Heralds	1	3	1	0	4	0	1.000	Farrell, Superior	14	102	11	9	122	1	.926
Zaspel, Dukes-Mar.	14	101	13	2	116	2	.983	Henricksen, H.-Su.	16	114	15	12	141	1	.915
Haas, Marines	4	39	4	1	44	0	.978								

PITCHERS.

Player and Club.	G.	PO.	A.	E.	TC.	DP.	Pct.	Player and Club.	G.	PO.	A.	E.	TC.	DP.	Pct.
Westergard, Sup.	6	1	10	0	11	0	1.000	Wager, Heralds	4	2	4	1	7	0	.857
Coleman, Duk.-Sup.	5	1	4	0	5	0	1.000	Johnson, Geo., Mar.	6	1	10	2	13	0	.846
Nyquist, Heralds.	4	0	5	0	5	0	1.000	Bushey, Her.-Sup.	4	0	5	1	6	0	.833
Anderson, A. Sup.	3	1	1	0	2	0	1.000	Mason, L., Dukes	3	0	5	1	6	0	.833
Bauers, Marines	3	0	4	0	4	0	1.000	Wilson, Heralds	6	4	10	3	17	1	.824
Gettler, Heralds	3	1	2	0	3	1	1.000	Munns, Dukes	2	0	4	1	5	0	.800
Zukosky, Sup.	2	0	2	0	2	0	1.000	Rudolph, Sup.	2	0	4	1	5	0	.800
Stemig, Marines	1	2	1	0	3	0	1.000	Winquist, Dukes	9	0	10	3	13	0	.769
Connolly, Sup.	11	1	21	1	23	2	.957	Anderson, D., Duk.	1	2	1	1	4	0	.750
Anderson, Ed, Mar.	7	3	12	1	16	0	.938	Doig, Heralds	5	0	5	2	7	0	.714
Dixon, Dukes	7	1	12	1	14	1	.929	Gamblin, Marines	3	0	5	2	7	0	.714
Ryan, Dukes-Mar.	5	0	7	1	8	0	.875	Lanaghan, Mar.	1	0	0	0	0	0	.000

\*Throws left-handed.

PITCHERS' RECORDS.

Player and Club.	G.	W.	L.	Pct.	CG.	IP.	SO.	AB.	H.	HB.	Bk.	BB.	WP.	R.	ER.	ERA.
Muller, Superior	1	0	0	.000	0	1	0	2	0	0	0	3	1	0	0	0.00
Titus, Superior	1	0	0	.000	0	1	0	0	0	0	0	0	0	0	0	0.00
Anderson, D., Dukes	1	0	0	.000	0	7	6	24	6	1	0	4	0	2	1	1.28
Rudolph, Superior	2	1	1	.500	2	15	16	61	11	0	0	2	0	6	3	1.80
WESTERGARD, Superior	6	3	1	.750	4	44	56	174	41	2	0	17	0	21	11	2.25
Anderson, Ed, Marines	7	4	3	.571	5	52	51	210	48	2	1	18	0	24	16	2.77
Ryan, Dukes-Marines	5	3	0	1.000	1	29	18	108	30	1	2	10	1	11	9	2.79
Gettler, Heralds*	3	2	0	1.000	2	18	18	62	9	0	0	11	1	6	6	3.00
Winquist, Dukes*	9	3	4	.429	4	47	24	191	54	2	0	32	0	42	16	3.06
Mason, L., Dukes	5	1	2	.333	2	24	21	97	26	3	1	15	2	18	9	3.38
Munns, Dukes	2	2	0	1.000	1	16	12	62	14	1	0	3	0	6	6	3.38
Gamblin, Marines	3	1	1	.500	1	18	9	71	17	1	0	16	3	10	8	4.00
Bauers, Marines	3	0	0	.000	0	9	8	34	6	0	0	14	0	6	4	4.00
Dixon, Dukes	7	2	3	.400	3	46	18	196	59	3	0	21	1	37	22	4.20
Connolly, Superior	9	4	2	.667	4	47	30	198	55	1	0	19	2	34	23	4.40
Stemig, Marines	1	0	0	.000	0	3	2	14	4	2	0	3	0	3	2	6.00
Lanaghan, Marines*	1	0	0	.000	0	3	1	16	7	0	0	3	0	4	2	6.00
Wilson, Heralds.	6	0	5	.000	2	38	41	160	47	1	1	46	10	41	28	6.63
Doig, Heralds	5	2	1	.667	3	23	21	96	26	3	2	27	4	31	17	6.65
Wager, Heralds	4	2	2	.500	2	25	18	109	29	1	2	29	7	35	20	7.20
Coleman, Dukes-Superior	5	0	2	.000	1	16	9	72	26	0	0	13	1	21	13	7.31
Johnson, George, Marines	6	2	3	.400	2	34	40	130	30	2	1	26	3	31	28	7.41
Nyquist, Heralds	4	0	2	.000	2	19	4	90	30	3	1	9	1	27	16	7.58
Bushey, Heralds-Superior	3	1	1	.500	0	17	11	74	22	6	1	13	3	19	15	8.47
Anderson, A., Superior	3	1	1	.500	1	11	9	57	21	0	0	3	1	18	12	9.81
Zukosky, Superior	2	1	1	.500	1	9	7	48	18	0	0	5	1	11	10	10.00

DO YOU KNOW?

# The Sporting News

"The Baseball Paper of the World"


Established 1886

Baseball News from All Points of Compass  
52 Weeks in the Year

Price 15 cents — Published Weekly

## Special Introductory Offer

Free — BASEBALL REGISTER — "THE GAME'S 400"



You may obtain this new book—FREE—with a 10-week subscription to The Sporting News.

Simply send \$2—the cost of the Register, containing all important players' records, "Life of Lou Gehrig," "Rube Waddell—His Life, Laughs and Laurels" and History of All-Star Game—complete with all box scores—and receive this book free and 10 weekly copies of The Sporting News.

**FILL OUT THIS COUPON ... FOR FREE 1944 BOOK**

THE SPORTING NEWS, St. Louis, Mo.

Enclosed find \$2, for which you are to send THE SPORTING NEWS for 10 weeks and a free copy of the BASEBALL REGISTER—THE GAME'S 400, as long as the supply lasts.

Name \_\_\_\_\_

City \_\_\_\_\_ State \_\_\_\_\_

If you do not wish to remove from book, simply refer to offer in Record Book in remitting

**OFFICIAL  
BASEBALL  
• RULES •**

*Adopted by the*  
**NATIONAL AND  
AMERICAN LEAGUES**  
*and the*  
**National Association of  
Professional Baseball  
Leagues**

---

**REVISED FOR  
• 1944 •**





# OFFICIAL PLAYING RULES OF Professional Base Ball Clubs

As adopted at the meeting of the Joint Playing Rules Committee of the National League and the American League, held at National League Headquarters, New York City, March 2, 1904. Amended February 14, 1906; February 25, 1907; February 27, 1908; February 17, 1909; January 24, 1910; February 13, 1914; February 13, 1916; February 10, 1920; February 23, 1921; January 29-30, 1926; December 12, 1930, by the National Joint Rules Committee of Professional Base Ball; December 15, 1938; February 12-13, 1940.

Official text of the rules printed in large type. Explanatory notes in smaller type.

## The Ball Ground.

**RULE 1** The ball ground must be enclosed. To obviate the necessity for ground rules, the shortest distance from a fence or stand on fair territory to the home base should be 250 feet and from home base to the grand stand sixty (60) feet.

Enclosure applies to professional leagues, but many leagues have eliminated the ground rule where the stands are less than 60 feet distant and rule ball in play.

## To Lay Off the Field.

**RULE 2** To lay off the lines defining the location of the several bases, the catcher's and the pitcher's position and to establish the boundaries required in playing the game of base ball, proceed as follows:

## Diamond or Infield.

From a point, A, within the grounds, project a point, B, 124 feet from point A, lay off lines B C and B D at right angles to the line A B; then, with B as a center and 63.63945 feet as a radius, describe arcs cutting the lines B A at F and B C at G, B D at H and B E at I. Draw lines F G, G I, I H, and H F, each 90 feet in length, which said lines shall be the containing lines of the Diamond or Infield.

## *Publisher's Note*

When the American Sports Publishing Company was taken over by A. S. Barnes & Co., and the latter decided to forego publishing the Spalding-Reach Guide, **THE SPORTING NEWS** was given an opportunity to purchase the plates covering the official rules and their interpretations by the late John B. Foster, noted authority on rules. Following the meeting of the rules committee at Belleair, Fla., February 12-13, 1940, numerous changes in the playing code were made.

It since has become apparent that along with the development of the game different interpretations were necessary, and, as a result, the notes explaining the rules have been completely revamped by Edgar G. Brands, editor of **THE SPORTING NEWS**, since 1930. As editor of **THE SPORTING NEWS**, Brands sat in at the meetings of the rules committee at Belleair, and, in answering questions on the rules, from all parts of the world, he has been in closer touch, the year around, with the problems developing on the diamond than any other man.

The opinions of men will always vary, according to Brands, who declares there are no hard and fast rules with respect to interpretations of the playing code. Brands believes, however, the explanations accompanying the official rules are sound and will help to clarify some of the moot points that have been raised. The explanatory notes are fully protected by copyright and must not be republished without permission.

## **RULE 2—Continued**

In laying out a baseball field, proceed as follows:

With a steel tape-measure lay out the base lines and place the home plate and the pitcher's box as shown in the diagram on Page 238. If it is possible to do so, have the home plate due north and the pitcher's plate due south.

Remove the sod from the base lines between the home plate and first and third bases; also from first base to second base and from second base to third base. The sod may be removed from around the pitcher's plate. Fill in the base lines and the ground around the pitcher's plate if the sod is removed.

Mark lines of batsman's box, on each side of home plate, with white-wash, chalk or similar substance. Also foul lines, 3 inches wide, from home plate to first base and from home plate to third base, continuing out into the field beyond first and third bases.

Distance from home base to first base, 90 feet; from first base to second base, 90 feet; from second base to third base, 90 feet, and from third base to home plate, 90 feet. Total distance around the bases, 360 feet.

**RULE 2—Continued**

Distance from point of home plate to pitcher's slab, 60 feet 6 inches. Distance is measured from point of home plate, where the base lines intersect, and not from the front part of the plate.

Distance across diamond, from home plate to second base, 127 feet 3¾ inches; from first base, across diamond, to third base, the same.

Size of batsman's box, 6 feet by 4 feet.

Size of pitcher's plate, 24 inches by 6 inches.

Size of base bags, 15 inches square.

Home plate, 1 foot square, with the corners filled in on the portion facing the pitcher, where it will measure 17 inches across.

Where space is limited, the official rules specify that the shortest distance from home plate to a fence or stand in fair territory should be 250 feet and from home plate to grandstand, 60 feet.

A simple method of laying out a ball field with a piece of cord is as follows:

First—Get a piece of rope or cord, with no stretch in it. Second—Measure off the following distances and make a knot at each distance: 60 feet 6 inches—90 feet—127 feet 3¾ inches—180 feet. Third—Decide upon the location of home plate (north and south is preferable, to avoid the sun in the fielder's eyes); fasten the rope end to a peg at home and walk straight to full length of rope; 60 feet 6 inches will be the pitcher's slab; 127 feet 3¾ inches will be second base; put in spikes to mark same. Next fasten the knot at 180 feet at second; grasp knot at 90 feet and walk out to right of home until the rope is tight at all points; this will be first base; go to the left in same manner and you will have third base. This can be done in less than ten minutes. This method is good for use at picnics, outings or similar events.

**OFFICIAL DIMENSIONS OF DIAMONDS FOR BOYS UNDER SIXTEEN YEARS OF AGE.**

Distances between bases, 82 feet; home plate to second base, 115 feet 11½ inches; same distance across diamond from first base to third base; home plate to pitcher's plate, 50 feet.

**The Catcher's Lines.**

**RULE 3** SECTION 1. With F as a center and 10 feet radius, describe an arc cutting line F A at Z and draw lines Z J and Z K at right angles to F A, and continue each out from F A not less than 10 feet.

SEC. 2. With F as a center and 60 feet radius, describe an arc cutting F A at L and draw lines L M and L O at right angles to F A, and continue each out from F L not less than 60 feet, to form the back stop line.

**The Foul Lines.**

**RULE 4** From the intersection point, F, continue the straight lines G F and H F until they intersect the lines L O and L M, and then from the points G and H in the opposite direction until they reach the boundary lines of the ground and not less than 10 feet above the top of fence or stand; and said lines, not less

**RULE 4—Continued**

than 3 inches wide, shall be made, on the playing field, of lime, whiting, chalk or other powder or paint.

**The Player's Lines.**

**RULE 5** With F as center and 50 feet radius, describe arcs cutting lines F O and F M at P and Q; then, with F as center again and 75 feet radius, describe arcs cutting F G and F H at R and S; then, from the points P, Q, R and S draw lines at right angles to the lines F O, F M, F G and F H, and continue the same until they intersect at the points W and T.

**The Coachers' Lines.**

**RULE 6** With R and S as centers and 15 feet radius, describe arcs cutting the lines R W and S T at X and Y, and from the points X and Y draw lines parallel with the lines F G and F H and continue same out 15 feet to an extension of lines I G and I H, respectively.

Coachers are obliged to stay within the confines of the coacher's box, which as will be noted on the diagram (Page 238), does not permit them to go nearer than 15 feet to the base lines.

Coachers may not go beyond an extension of the base lines running between first and second bases and between second and third bases. This keeps them completely out of outfield territory. Not more than two coachers may be on the field at the same time—one in each coacher's box.

**The Three-Foot Lines.**

**RULE 7** With F as a center and 45 feet radius, describe an arc cutting the line F G at the figure one (1) and from the figure one (1) to the distance of three feet draw a line at right angles to F G, and mark point 2; then from point 2 draw a line parallel with the line F G to a point three feet beyond the point G, marked 3; then from the point 3 draw a line at right angles to line 2, 3, back to and intersecting with F G.

**The Batsman's Lines.**

**RULE 8** On either side of the line A F B describe a rectangle 6 feet long and 4 feet wide (marked 9 and 10, respectively). The longest side of each rectangle shall be parallel with the line A F B and the rectangles shall be 29 inches

**RULE 8—Continued**

apart or  $14\frac{1}{2}$  inches on either side of line A F B. The middle of the long side of each rectangle shall be on a line with the middle corners of home base.

See enlarged section of diagram of field (Page 238), showing position of home plate and batsman's box.

If it is not possible to outline a "box" it should be remembered that the batter is never allowed to step over home plate to strike at the ball, and that he must not run forward toward the pitcher, to exceed three feet from the center of the plate, to strike at the ball.

**The Pitcher's Plate.**

**RULE 9** SECTION 1. From point F measure along line F E a distance of 60 feet 6 inches to point 4, which marks the front of the pitcher's plate. Draw a line 5, 6, passing through point 4 at right angles to F4, and extending 12 inches on either side of line F B; then with line 5, 6, as a side, describe a rectangle 24 inches by 6 inches in which shall be placed the pitcher's plate.

SEC. 2. The pitcher's plate shall not be more than 15 inches higher than the base lines or the home plate, which shall be level with the surface of the field, and the slope from the pitcher's plate to every base line and the home plate shall be gradual.

**The Bases.**

**RULE 10** SECTION 1. Within the angle F, describe a five-sided figure, two of the sides of which shall coincide with the lines F G and F H to the extent of 12 inches each, thence parallel with the line F B  $8\frac{1}{2}$  inches to the points U and V a straight line between which, 17 inches long, will form the front of the home base or plate.

SEC. 2. Within the angles at G and H describe squares, whose sides are 15 inches in length, two of the sides of which squares shall lie along the lines F G and G I, I H and H F, which squares shall be the location of the first and third bases, respectively. At point I, the intersection of G I and H I, describe a square 15 inches on each side, the center of which is directly over point I and whose sides are parallel to G I and H I. This shall locate second base.



### Home Base and Pitcher's Plate Must Be of Rubber.

**RULE 11** The home base at F and the pitcher's plate at 4 must be each of whitened rubber, and so fixed in the ground as to be even with its surface. The size of the pitcher's plate shall be 24 inches by 6 inches.

See enlarged section on diagram of field (Page 238), showing position of home plate.

### Bases of White Canvas.

**RULE 12** The first base at G, the second base at I and the third base at H must each be a white canvas bag, 15 inches square and not less than 3 nor more than 5 inches in thickness, filled with soft material and securely fastened in place at the points specified in Rule 10.

The bases, except home plate, are best constructed of canvas bags filled with sawdust. Home plate should be of whitened rubber, whenever it is possible to obtain it. Some cruder substance may be used for bases if nothing else is obtainable, but it is best to follow the suggestions given. First, second and third bases should be attached to pegs driven in the ground, and home plate should be sunk so that its upper surface is on a level with the surface of the ground. Bases must not be less than 3 nor more than 5 inches thick.

### White Lines to Designate Playing Field.

**RULE 13** The lines described in Rules 3, 4, 5, 6, 7, and 8 must be marked with lime, chalk or other white material, easily distinguishable from the ground or grass.

Rules 2 to 13, inclusive, describe mathematically how to lay out a diamond for professional contests. For schoolboys, the National Joint Rules Committee recommends a smaller size diamond. Semi-professional and independent games are played on diamonds of the regulation size.

### The Ball.

**RULE 14** SECTION 1. The ball must weigh not less than 5 nor more than  $5\frac{1}{4}$  ounces avoirdupois, and measure not less than 9 nor more than  $9\frac{1}{4}$  inches in circumference. The Spalding National League Ball is used in the National League and the Reach American League Ball is used in the American League.

SEC. 2. The president of the league of which the contesting clubs are members shall specify the number of base balls which the home club must deliver to the umpire prior to the hour set for the commencement of a championship game, and all of such base balls shall be of the regulation make adopted by the said

## **RULE 14—Continued**

league. If the ball placed in play be batted or thrown out of the grounds or into one of the stands for spectators, or in the judgment of the umpire becomes unfit for play from any cause, the umpire shall at once deliver an alternate ball to the pitcher and another legal ball shall be supplied to him, so that he shall at all times have in his control one or more alternate balls. Provided, however, that all balls batted or thrown out of the ground or into a stand shall when returned to the field be given into the custody of the umpire immediately and become alternate balls, and so long as he has in his possession two or more alternate balls he shall not call for a new ball to replace one that has gone out of play. The alternate balls shall become the ball in play in the order in which they were delivered to the umpire.

SEC. 3. Immediately upon the delivery to him of an alternate ball by the umpire, the pitcher shall take his position and on the call of "Play," by the umpire, it shall become the ball in play. Provided, however, that play shall not be resumed with an alternate ball when a fair batted ball or ball thrown by a fielder goes out of the ground or into a stand for spectators until the baserunners have completed the circuit of the bases unless compelled to stop at second or third base in compliance with a ground rule.

### **Discolored or Damaged Balls.**

SEC. 4. In event of the ball being intentionally discolored by any player, either by rubbing it with the soil, or by applying rosin, paraffin, licorice, or any other foreign substance to it, or otherwise intentionally damaging or roughening the same with sand-paper or emery-paper or other substance, the umpire shall forthwith demand the return of that ball, and substitute for it another legal ball, and the offending player shall be debarred from further participation in the game. If, however, the umpire cannot detect the violator of this rule, and the ball is delivered to the bat by the pitcher, then the latter shall be removed at once from the game, and as an additional penalty shall be automatically suspended for a period of ten days. See Rule 27, Section 2.

Rosin or soil is allowed to aid the pitcher in controlling the ball, but not for the purpose of discoloring same.

**RULE 14—Continued****Home Club to Provide Balls.**

SEC. 5. In every game the balls played with shall be furnished by the home club (as provided in Sec. 2, Rule 14), and the last in play shall become the property of the winning club. Each ball shall be enclosed in a paper box, which must be sealed with the seal of the president of the league and bear his certificate that the ball contained therein is of the required standard in all respects. The seal shall not be broken by the umpire except prior to game time, and for the purpose of inspecting the ball and removing the gloss therefrom.

If, in the judgment of any league president, it shall be advisable to use balls that have been used but which are in good condition, such balls must be delivered by the home club to the umpire prior to the game. If, in the judgment of the umpire, any such balls are unfit they shall be rejected. No ball shall be legal that has not been accepted by the umpire as in good condition.

**Reserve Balls on Field.**

SEC. 6. The home club shall have at least a dozen regulation balls on the field during each championship game, ready for use on the call of the umpire.

The president of the league shall determine the number of baseballs which the home club must deliver to the umpire. This is far more to the purpose than the old method by which the home club was presumed to give two baseballs of regulation make to the umpire. The umpire in major league games has at his command all of the baseballs necessary to continue the game, no matter what total. In amateur baseball it is still customary to give the umpire two new baseballs.

As will be noted, Section 4 of this rule is ironclad in its punishment for discoloring or damaging the ball.

Section 5 of Rule 14 is self-explanatory. The umpire breaks the seal of the box containing the baseballs prior to the game for the purpose of inspecting the ball and removing the gloss from its surface.

It is customary for the home team to provide baseballs in amateur games as well as in professional games. The umpire has the custody of the ball when it is not in play, but at the completion of the game the last ball in play goes to the winning team.

**The Bat.**

**RULE 15** The bat must be round, not over two and three-fourths inches in diameter at the thickest part, nor more than 42 inches in length, and entirely of hardwood in one piece. Twine may be wound around it or a granulated substance applied to it for a distance of 18 inches from the end of the handle, but not elsewhere.

Note that the bat must be one piece and entirely of hardwood. A bat loaded with a metal filling is not legal.

## Number of Players in a Game.

**RULE 16** The players of each team actively engaged in a game at one time, shall be nine in number, one of whom may act as captain. In no case shall more or less than nine men on each team be allowed to play at one time as regular players, substitutes to become regulars, and regulars to be eliminated when so specified to the umpire by captains or managers.

This rule always is to be observed.

## Substitutes

**RULE 17** SECTION 1. Each club shall be required to have present on the field during a championship game a sufficient number of substitute players in uniform conforming to the suits worn by their team-mates, to carry out the provisions of this code, which requires that not less than nine (9) players shall occupy the field in any inning of the game.

SEC. 2. Any such substitute at any stage of the game, except when the ball is in play, may take the place of a player whose name is in his team's batting order, but the player whom he succeeds shall not thereafter participate in that game.

SEC. 3. A base-runner shall not have another player whose name appears in the batting order of his team run for him except by the consent of the manager or captain of the other team.

SEC. 4. In event of the pitcher being taken from his pitching position by either manager or captain, the player substituted for him shall continue to pitch until the batsman then at bat has either been put out or has reached first base, or the side has been retired.

SEC. 5. When the umpire announces the pitcher prior to commencement of game, the player announced must pitch until the first batsman has either been put out or has reached first base.

SEC. 6. Whenever one player is substituted for another, whether as batsman, base-runner, or fielder, the manager or captain of the team making the change must immediately notify the umpire. The manager or captain shall state where the substitute shall take his place in the batting order. A fine of \$25 shall be assessed by the umpire against the manager or captain for each violation of the rule, and the president of the league shall impose a similar fine against the

## **RULE 17—Continued**

umpire, who, after having been notified of a change, fails to have proper announcement made to the spectators. Provided, however, that if through oversight, such announcement is not made, the substitute player will be considered as in the game, as follows:

- (1) If a pitcher, when he takes his place on the pitcher's plate;
- (2) If a batter, when he takes his place in the batsman's box;
- (3) If a fielder, when he takes the place of the fielder substituted for;
- (4) If a runner, when the substitute replaces him on the base he is holding;

and any play made by or on such unannounced substitute shall be legal under these rules.

It is always advisable to have a sufficient number of substitutes in uniform ready to take the field in case any player shall become disabled or be disqualified.

It is possible to substitute a fielder for the pitcher and place the pitcher in the fielder's position, or in some other position, and later return the pitcher to his position if the captain of the team so desires, provided the pitcher remains in the game. If the captain of the team in the field agrees to permit another player to run for the batter, after the latter has reached first base, and agrees to permit the batter to play as a fielder when the team at bat returns to the field, there is no objection.

It is the duty of the manager or captain of each team immediately to announce changes of players to the umpire, and the umpire shall announce them to the opposing team and spectators.

If the substitute takes the proper position assigned to him, any play which he makes is legal, in spite of the fact that the umpire may not have been notified and may not have made announcement of the substitution. Neglect by a captain is not allowed to affect actual field work.

Penalties which are provided in fines apply solely to professional baseball.

## **Positions of the Players.**

**RULE 18** SECTION 1. The players of the team not at bat may be stationed at any points of the field on fair ground their captain may elect, regardless of their respective positions, except that the pitcher, while in the act of delivering the ball to the bat, must take his position as defined in Rules 9 and 27.

SEC. 2. No player of the team "at bat," except the batsman, shall occupy any portion of the space within the catcher's lines as defined in Rule 3. The triangular space back of the home base is reserved for exclusive use of the umpire, catcher and batsman, and the umpire must prohibit any player of the team "at bat" from



## **RULE 18—Continued**

crossing the same at any time while the ball is in the hands of the pitcher or catcher, or passing between them while standing in their positions.

SEC. 3. The players or coaches of the team at bat must immediately vacate any space occupied by them if it is needed by a fielder attempting to handle a batted or thrown ball.

Two teams make up each contest, with nine players on each. The fielders are known as the pitcher, catcher, the first baseman, the second baseman, the third baseman, the shortstop, the left fielder, the center fielder and the right fielder. None of these is required to occupy an exact position on the field, except the pitcher, who must stand with one foot touching the pitcher's rubber when in the act of delivering the ball to the batter.

Players are cautioned against the habit of infringing upon the space within the catcher's lines and batsmen against leaving the bench before it is their turn to do so. Games expedited by being played with alertness and energy are desirable, but the rules should not be violated for speed. Moreover, too much speed makes it appear at times as if the player cared little for the game. This refers more to the professional than to the amateur player.

Players and coaches must make room for fielders trying for all fielding plays.

## **Must Not Mingle With Spectators.**

**RULE 19** Players in uniform shall not be permitted to occupy seats in the stands, nor to mingle with the spectators. No Manager, Captain, Coach or Player shall address the spectators during a game except in reply to a request for information about the progress or state of the game, or to give the name of a player.

In American League when players approach stands to converse with spectators, umpires report to league headquarters the name of any player violating this rule and a fine of \$5.00 is imposed. If the offense is repeated the fine is doubled. National League permits talking to spectators, but not fraternizing with opposing players.

## **Uniforms of Players.**

**RULE 20** Every club shall adopt two uniforms for its players, one to be worn in games at home and the other in games abroad, and the suits of each of the uniforms of a team shall conform in color and style. No player who shall attach anything to the sole or heel of his shoe other than the ordinary base ball shoe plate, or who shall appear in a uniform not conforming to the suits of the other members of his team, shall be permitted to take

## **RULE 20—Continued**

part in a game. Glass buttons or polished metal must not be used on a uniform.

In professional leagues the home uniform is usually white and the traveling uniform of gray or some darker color.

No exception is to be made regarding attaching a foreign substance to the shoe.

Note restrictions about glass buttons and polished metal on uniforms.

## **Size and Weight of Gloves.**

**RULE 21** The catcher may wear a leather glove or mitt of any size, shape or weight.

The first baseman may wear a leather glove or mitt not more than 12 inches long from top to bottom and not more than 8 inches wide across the palm, with thumb and palm connected by leather lacing of not more than 4 inches from thumb to palm, which lacing shall not be enlarged, extended or reinforced by any process or material whatever.

Every other player is restricted to the use of a leather glove weighing not over 10 ounces and measuring not over 14 inches around the palm. The pitcher's glove must be uniform in color.

It is imperative that the pitcher's glove be uniform in color, in order to prevent a distracting confusion of colors as the pitcher delivers the ball.

## **Players' Benches.**

**RULE 22** SECTION 1. Players' benches must be furnished by the home club and placed upon a portion of the ground not less than twenty-five (25) feet outside of the players' lines. One such bench shall be for the exclusive use of the visiting team and the other for the exclusive use of the home team. Each bench must be covered with a roof and closed at the back and each end; a space, however, not more than six (6) inches wide may be left under the roof for ventilation. All players and substitutes of the team at bat must be seated on their bench, and remain there until their team has been retired, except the batsman, base-runners and such others as are legally assigned to coach base-runners. Under no circumstances shall the umpire permit any person except the players and substitutes in uniform, coaches in uniform, trainer, and the man-

**RULE 22—Continued**

ager of the team entitled to its exclusive use to be seated on a bench.

Player next at bat should be in batting circle with bat.

**Penalty for Violation.**

SEC. 2. Whenever the umpire observes a violation of the preceding section, he shall immediately order such player or players as have disregarded it to be seated. If the order be not obeyed within one minute the offending player or players shall be fined \$5.00 each by the umpire. If the order be not then obeyed within one minute, the offending player or players shall be debarred from further participation in the game, and shall be obliged to leave the playing field forthwith.

All ball grounds should be provided with two players' benches back of the base lines, one on each side of the home plate. They must be not less than twenty-five feet outside of the coachers' lines. Each team should occupy one of these benches exclusively, and their bats and accoutrements should be kept near the bench, and the players should remain on the benches.

Money penalties provided for in Sec. 2 apply to professionals.

**A Regulation Game.**

**RULE 23** SECTION 1. It is a regulation game if the team second at bat scores more runs in eight (8) innings than the team first at bat has scored in nine (9) innings.

SEC. 2. It is a regulation game if the team last at bat in the ninth inning scores the winning run before the third man is out. If a batsman in the last half of the final inning of any game hits a home run over the fence or into a stand, all runners on bases at the time, as well as the batsman, shall be entitled to score, but to score legally all bases must be touched in order by all runners. The final score of such game shall be the total number of runs made by each team.

SEC. 3. It is a regulation game if it be called by the umpire on account of darkness, rain, or other cause which in the umpire's judgment interferes with further play, provided five or more equal innings have been played; or if the team second at bat shall have made more runs at the end of its fourth inning, or before the completion of its fifth inning, than the team first at bat has made in five completed innings.

SEC. 4. If the score be a tie at the end of nine (9) innings for

**RULE 23—Continued**

each team, play shall be continued until one team has scored more runs than the other in an equal number of innings; provided, that if the team last at bat scores the winning run before the third man is out in any inning after the ninth, the game shall terminate and be a regulation game.

SEC. 5. A regulation drawn game shall be declared by the umpire if the score is equal on the last even inning played, when he terminates play in accordance with Section 3 of this rule after each team has played five (5) or more equal innings. If the team that went second to bat is at bat when the game is terminated, and has scored in the incompleting inning the same number of runs as the other team, the umpire shall declare the game drawn without regard to the score of the last equal inning. If the team last at bat shall, before the completion of its fifth inning, equal the score made by the opposing team in five (5) complete innings, the game shall be declared legally drawn, and all individual and team averages shall be incorporated in the official playing records.

SEC. 6. It shall be a regulation game if at any time after five (5) innings have been completed, the umpire shall call it in accordance with Section 3 of this rule, and the score shall be that of the last equal innings played; except that if the team second at bat shall have scored in an unequal number of innings more runs than the team first at bat, or if the team second at bat is at bat when the game is called, and has scored in the incompleting inning the same number of runs, or at least one run more, than the team first at bat, the score of the game shall be the total number of runs that each team has made.

SEC. 7. Whenever two games are scheduled to be played in one afternoon, the first game shall be the regularly appointed game for that day. If games are scheduled for morning and afternoon, and it is agreed to play both games in the afternoon, the first game shall be that which was originally scheduled to be played in the afternoon. No club or clubs shall engage in more than two championship games within a period of one day.

SEC. 8. No inning of any night game shall be started after 12:50 a. m. War Time. The foregoing sections of this rule shall be subject to this provision.

## Forfeited Games.

**RULE 24** A forfeited game shall be declared by the umpire in favor of the club not in fault, and the score shall be recorded as 9 to 0, in the following cases:

**SECTION 1.** If the team of a club fail to appear upon the field, or being upon the field, refuse to begin a game for which it is scheduled or assigned, within five minutes after the umpire has called "Play" at the hour for the beginning of the game, unless such delay in appearing, or in commencing the game be unavoidable.

**SEC. 2.** If, after the game has begun, one team refuse to continue to play, unless the game has been suspended or terminated by the umpire.

**SEC. 3.** If, after play has been suspended by the umpire, one team fails to resume playing in one minute after the umpire has called "Play."

**SEC. 4.** If a team employ tactics palpably designed to delay or shorten the game.

**SEC. 5.** If, after warning by the umpire, any one of the rules of the game be wilfully and persistently violated.

**SEC. 6.** If the order for the removal of a player, as authorized by Rules 14, 19, 30, 51 and 60, be not obeyed within one minute.

**SEC. 7.** If, because of the removal of players from the game by the umpire, or for any cause, there be less than nine players on either team.

**SEC. 8.** If, after the game has been suspended, the orders of the umpire are not complied with as required by Rule 26.

**SEC. 9.** If, when two games are scheduled to be played in one afternoon, the second game shall not be commenced within twenty minutes after the completion of the first game. The umpire of the first game shall be the timekeeper.

**SEC. 10.** In case the umpire declare the game forfeited he shall transmit a written report thereof to the president of the league within twenty-four hours thereafter. However, a failure on the part of the umpire to notify the president shall not affect the validity of his award of the game by forfeiture.



## **RULE 24—Continued**

SEC. 11. In a regulation game which the umpire shall declare forfeited after four and one-half innings have been played, all individual and team averages shall be incorporated in the official playing records, except that no pitcher shall be credited with a victory or charged with a loss in said game.

It is true that all the sections of this rule are not observed to the exactness of a second, nor even a minute, but the intention of the rulemakers is to provide a penalty which can be enforced for any violation of un-sportsmanlike delay if the umpire feels it within his judgment to act. Section 1 is to provide for wilful absence from the field; Section 2 means exactly what it says, and any umpire should never hesitate to enforce it. An umpire can forfeit a game under Section 3, under Section 4, and under Section 5, but umpires do not always use a stopwatch. There have been times perhaps when it would have been better had they done so. Section 6 is violated frequently in the spirit if not the letter, yet after one minute has elapsed the umpire has it within his power to act at once. No game can be played with fewer than nine players on a team (Section 7). Section 8 is enforceable in amateur games, while Sections 9 and 10 apply more to professional games governed by organized leagues.

### **No Game.**

**RULE 25** "No game" shall be declared by the umpire if he terminates play in accordance with Rule 23, Section 3, before five (5) innings have been completed by each team; but if the team last at bat is at bat in the last half of the fifth inning and has equaled before the completion of that inning the score of the team first at bat, the umpire shall declare the game "legally drawn" in accordance with Rule 23, Section 5. If the team second at bat shall have made more runs at the end of its fourth inning, or before the completion of its fifth inning, than the team first at bat has made in five (5) completed innings of a game so terminated, the umpire shall award the game to the team having made the greater number of runs, and it shall count as a legal game in the championship record.

This rule provides explicitly that if the team second at bat has more runs at the end of the fourth inning than the team first at bat has made at the end of its completed half of the fifth inning, the team second at bat wins. An added phrase provides a legal definition of victory if team second at bat is in the lead and the game is terminated before the fifth inning is completed.

### **Choice of Innings—Fitness of Field for Play.**

**RULE 26** The choice of innings shall be given to the manager or captain of the home team, who shall be the sole judge of the fitness of the ground for beginning a game; but, after play has been called by the umpire, the latter alone shall be the judge

**RULE 26—Continued**

as to the fitness of the ground for resuming play after the game has been suspended, and when time is so called the groundkeeper and sufficient assistants shall be under the control of the umpire for the purpose of putting the ground in proper condition for play, under penalty of forfeiture of the game by the home team.

Umpires are the sole judges as to the fitness of the playing field for starting the second game of a double-header. This rule applies to any advertised double-header with one admission. Twilight and night games come under the ruling, unless they are distinct contests, such as are morning and afternoon games.

**THE PITCHING RULES.****Delivery of the Ball to the Bat.**

**RULE 27** SECTION 1. Preliminary to pitching, the pitcher shall take his position facing the batsman with his pivot foot always on or in front of and in contact with the pitcher's plate. In the act of delivering the ball to the batsman, the pitcher's other foot is free, except that he cannot step to either side of the pitcher's plate. He shall not raise either foot until in the act of delivering the ball to the batsman, or in throwing to a base. With a runner on first or second base, the pitcher must face the batsman with both hands holding the ball in front of him. If he raises his arms above his head or out in front, he must return to a natural pitcher's position and stop before starting his delivery of the ball to the batsman.

NOTE—After pitcher takes legal position for delivery of ball to batsman, he may take one step backward and one step forward, but not to either side.

SEC. 2. At no time during the progress of the game shall the pitcher be allowed to (1) apply a foreign substance of any kind to the ball; (2) expectorate either on the ball or his glove; (3) rub the ball on his glove, person or clothing; (4) deface the ball in any manner; or to deliver what is called the "shine" ball, "spit" ball, "mud" ball or "emery" ball. For violation of any part of this rule the umpire shall at once order the pitcher from the game, and in addition he shall be automatically suspended for a period of ten days, on notice from the president of the league. Provided that, under the

## **RULE 27—Continued**

supervision and control of the umpire, the pitcher may use to dry his hands a small, finely meshed sealed bag containing powdered rosin, furnished by the league.

Young pitchers should take strict notice of Section 1 of this rule in order that they may not acquire an illegal delivery, which results in balking. The pitcher must keep his pivot foot in contact with the rubber when he delivers the ball to the batter. His other foot is free and he may take one step backward and one step forward, but not to either side, when delivering the ball. The pitcher must not raise his foot and wheel suddenly and throw to a base, unless he takes one step directly toward that base. He must also, when runners are on base, avoid committing a balk as defined in the several sections of Rule 31.

Section 2 was adopted in 1920. It is the rule which pronounced the doom of the freak pitching deliveries that had crept into baseball from time to time. Young pitchers should specially take cognizance of this section. Freak deliveries are of no assistance to pitchers, because they are liable to suspension at any time if the umpire decides that the rule has been violated. A penalty of that severity makes it absurd for a beginner anxious to learn to pitch to waste his time on anything except straight baseball, which it is desirable to encourage. The rosin bag is solely to aid the pitcher to dry his hands.

With runners on the bases, pitchers seek to gain an advantage by delivering the ball to the batsman, without returning to a natural pitching position. In other words, they do not pause or hesitate as required by the rule. This has a tendency to hold the runners more closely to the bases and adds to the deception of the pitcher's assortment of stuff.

The rule states with a runner on first or second base, if the pitcher raises his arms above his head or out in front, he must return to a normal pitching position and STOP before starting his delivery to the batsman. Pitchers are constantly seeking to beat this rule by delivering the ball to the batsman with one continuous motion, rather than coming to a definite pause in the delivery on reaching the normal pitching position. The penalty is a balk, if pitcher does not come to full stop.

### **A Fairly Delivered Ball.**

**RULE 28** SECTION 1. A fairly delivered ball is a ball pitched or thrown to the bat by the pitcher while standing in his position and facing the batsman that passes over any portion of the home base, before touching the ground, not lower than the batsman's knees, nor higher than his shoulder. For every such fairly delivered ball the umpire shall call one strike.

SEC. 2. If, with no one on base, the pitcher deliver the ball while off the pitcher's plate, and the batsman strike at such illegally delivered ball, it counts either as a strike or whatever play may follow.

The first section refers, of course, to when the batsman does not attempt to strike at a fairly delivered ball. When the batsman swings at a pitched ball, fairly or unfairly delivered, it is automatically a strike under most conditions and must be called by the umpire.

## An Unfairly Delivered Ball.

**RULE** An unfairly delivered ball is a ball delivered to the bat by  
**29** the pitcher while standing in his position and facing the batsman that does not pass over any portion of the home base between the batsman's shoulder and knees, or that touches the ground before passing home base, unless struck at by the batsman, except as provided for in Section 4 of Rule 46; or, with the bases unoccupied, any ball delivered by the pitcher while no foot is in contact with the pitcher's plate, unless struck at by the batsman. For every unfairly delivered ball the umpire shall call one ball.

Note that if a ball touches the ground before passing home plate it is a ball, provided it does not later hit the batsman. In other words, if it strikes the ground and goes on its way, it is a ball. However, if such a pitch after striking the ground, should then hit the batsman, he would be entitled to first base on being hit by a pitched ball. If he elects to strike at it whatever happens is legal.

There are three possibilities that can arise from an unfairly delivered ball that results from a pitcher not having his pivot foot in contact with the rubber when he delivers it. For such an unfairly delivered ball, if there are no runners on the bases, the umpire shall rule it a ball, even though it passed over the heart of the plate within the strike zone, unless the batsman should strike at it. If the batsman so elects, it counts as a strike or whatever play may follow. With a runner or runners on the bases, such a delivered ball becomes a balk.

## Delaying the Game.

**RULE** SECTION 1. When the batsman is standing in his proper  
**30** position, the ball shall not be thrown by the pitcher to any player other than the catcher except in an attempt to retire a base-runner. If repeated after warning by the umpire, the pitcher shall be removed from the game.

SEC. 2. The umpire shall call a ball on the pitcher each time he delays the game by failing to deliver the ball to the batsman for a longer period than 20 seconds, excepting that at the commencement of each inning, or when a pitcher relieves another, the pitcher may occupy one minute in delivering not to exceed five balls to the catcher or an infielder, during which time play shall be suspended.

There is a very severe penalty against the pitcher if he throws to a base as one might say "for fun" or to delay a game. Wilful delay on the part of the pitcher in delivering the ball, especially when storm threatens, should be punished by the umpire as Section 2 provides.

At the beginning of each inning the pitcher is allowed to throw five balls to the catcher or to an infielder for "warming-up" practice, the batsman refraining from occupying his position in the "box" at home plate.

## Balks.

**RULE 31** A balk entitling the base-runner, or runners, to advance one base shall be called by the umpire as follows:

**SECTION 1.** Any motion made by the pitcher while in position to deliver the ball to the bat without delivering it, or to throw to first base when occupied by a base-runner without completing the throw.

**SEC. 2.** Throwing the ball by the pitcher to any base to catch the base-runner without first stepping directly toward such base in the act of making such throw; or throwing or feinting to throw to an unoccupied base.

**SEC. 3.** Any delivery of the ball to the bat by the pitcher while the pivot foot is back of or not in contact with the pitcher's plate.

**SEC. 4.** Any delivery of the ball to the bat by the pitcher while he is not facing the batsman.

**SEC. 5.** Any motion in delivering the ball to the bat by the pitcher while not in the position defined by Rule 27, Section 1.

**SEC. 6.** Holding of the ball by the pitcher so long as, in the opinion of the umpire, to delay the game unnecessarily.

**SEC. 7.** Making any motion to pitch while standing in his position without having the ball in his possession; or, regardless of whether he makes any motion to pitch or not, if the pitcher takes a legal position on the pitcher's plate without the ball in his possession, or if he takes a position off the pitcher's plate and feints to deliver the ball to the bat.

**SEC. 8.** Making any motion of the arm, shoulder, hip, knee, foot or body the pitcher habitually makes in his method of delivery, without immediately delivering the ball to the bat.

**SEC. 9.** After the pitcher has taken position, with both hands holding the ball in front of him, he cannot take either hand off the ball except in the act of delivering the ball to the batsman or in throwing to bases.

**SEC. 10.** If the pitcher steps off the pitcher's plate, after being in position, for the purpose either of drying his hands or rubbing his eyes, or for other reasons, and it is a legitimate action not understood or interpreted by the umpire as intended to deceive a base-runner, then the umpire shall call "Time."



## **RULE 31—Continued**

SEC. 11. If the pitcher, in the act of delivering the ball to the batsman or in throwing to first base, drop the ball, either intentionally or accidentally.

NOTE—With no one on bases, it is not a balk if the pitcher drops the ball while delivering it to the batsman.

SEC. 12. In case a "balk" is called, the ball shall be considered "dead" when announcement is made, and no play can be made until the runner or runners reach the base or bases to which they are entitled.

Professionals are more inclined to try to balk, or half balk, as it is called, than amateurs. Section 3 emphasizes the fact that the pitcher's pivot foot must be in contact with the rubber when he delivers the ball. The other foot may be behind or in front, but not on the side. Section 4 is violated with so much subtlety that it is often hard even for umpires to recognize when the pitcher is facing the batsman. Not only is there a penalty of a called ball against the pitcher if he fails to deliver the ball to the batter within twenty seconds, but if the umpire concludes that he is trying to delay the game he may call a balk, which would score a runner on third base and advance a runner on any other base.

Note Section 7 carefully. If the pitcher takes a legal position on the pitcher's rubber without the ball in his possession, or if he feints to deliver the ball to the batter and is not on the rubber and the ball is not in his possession, it is a balk.

Sections 9, 10, 11 and 12 of Rule 31 are plain and definite. Section 9 refers to the position of the pitcher's hands on the ball. Section 10 refers to the stepping of the pitcher from the rubber. Section 11 refers to the pitcher dropping the ball. If there are runners on the bases and the pitcher drops the ball in the act of delivering it to the batter it is a balk. Section 12 rules that a balk is also a dead ball. This is often overlooked and is important.

### **Ball Dead Not in Play.**

**RULE** The ball is dead and not in play:

**32**

- (1) If a pitched ball touches any part of the batsman's person or clothing while the batsman is standing in his position, whether the ball is struck at or not;
- (2) If a balk is committed;
- (3) In case of an illegally batted ball;
- (4) In case of a foul hit not legally caught;
- (5) In case of interference with the fielder or batsman;
- (6) In case a fair hit ball strikes a base-runner or umpire before touching a fielder;
- (7) In case the ball is handled by a spectator as set forth in Rule 33.

In all of the foregoing cases the ball shall not be considered in play

**RULE 32—Continued**

until it be held by the pitcher standing in his position and the umpire shall have called "Play."

These are the so-called "automatic" cases of "time," and should be called by the umpire to avoid confusion.

Ball is dead in American League when fielder falls into dugout, bench or stand at any point after making catch of fly ball. However, if fielder steps into dugout but does not fall down, the ball remains in play.

**Balls Handled By Spectators.**

**RULE 33** A batted or thrown ball touched, stopped or handled by a person not engaged in the game is dead and not in play.

If a fair hit, the batsman making the hit shall be entitled to two bases and each base-runner shall be entitled to advance two bases. If a thrown ball, each base-runner shall be entitled to advance in accordance with Section 2 of Rule 65.

If a batter hits a ball that is touched by a spectator, the batter and all the runners advance two bases, the batter goes to second, the runner, who was on first at the time the pitch was made, moves to third and the runner, who was on second, scores. It all takes place with the position of the runners at time the pitch was made.

Ball is dead and runners advance two bases when ball is thrown by infielder.

On thrown balls by outfielder the situation is different. For example, with men on first and second, batter singles to right field. Fielder juggles ball, man on second scores and man on first going to third, draws a wild throw that hits spectator behind third base and ball rebounds on the playing field. Ball is dead. Umpires direct runners where to go, according to positions of runners when throw was made. If runner, who was on first, had passed second base at time throw was made, he is allowed to score. The batter is allowed to go to third, if umpires decide he passed first base at time throw was made.

**THE RULES FOR BATSMEN.****The Batsman's Position.**

**RULE 34** Each player of the team at bat shall become the batsman and must take his position within the batsman's lines (as defined in Rule 8) in the order that his name appears in his team's batting order.

The batting list of a team may be arranged as its captain desires. It is not necessary that the captain shall be first at bat. Nor is it necessary that there shall be any fixed order, as outfielders, infielders and then the catcher and pitcher. Schoolboys of a generation ago thought a batting order arranged as so outlined to be orthodox. In some sections it has come to be a practice which is considered one of the essentials of the game, but ~~it is~~ only by heritage, not authority.

**The Order of Batting.**

**RULE 35** The batting order of each team must be on the score card and must be delivered before the game by its manager or captain to the umpire at the home plate, who shall submit it to the inspection of the manager or captain of the other team. The

**RULE 35—Continued**

batting order delivered to the umpire must be followed throughout the game unless a player be substituted for another, in which case the substitute must take the place in the batting order of the retired player.

Major leagues require the manager of home team to deliver his batting order first to the umpire. Then the visiting manager or captain, delivers his lineup, after which, for the first time, they can inspect rival lineups.

If the umpire should make a mistake in announcing the pitcher, and his attention is called to the error, he should refer to his batting order and make proper announcement. No one should suffer because of umpire's error in announcing.

**The First Batter in an Inning.**

**RULE 36** After the first inning the first batsman in each inning shall be the batsman whose name follows that of the last man who completed his "time at bat" in the preceding inning.

After the first inning the first batter in each succeeding inning is the player following the man who completed his full time at bat in the inning before, "Time at bat" means a full term at bat. Two strikes, or one, two or three balls, or one strike and three balls, for example, is not a full "time at bat." If a batter has but one strike in the first inning and the third man be put out while he is at bat, he becomes the first batter in the following inning, not having completed his full time at bat in the inning previous. In such case, any balls and strikes called in the preceding inning do not count when he assumes his time at bat in the next inning.

**A Fair Hit.**

**RULE 37** A fair hit is a legally batted ball that settles on fair ground between home and first base, or between home and third base, or that is on or over fair ground when bounding to the outfield past first base or third base, or that touches first base or third base, or that first falls on fair territory on or beyond first base or third base; or that, while on or over fair ground, touches the person of the umpire or a player. A fair fly must be judged according to the relative position of the ball and the foul line, and not as to whether the fielder is on fair or foul ground at the time he touches the ball.

A batted ball that touches first base or third base is a fair hit even if it later bounds foul.

**A Foul Hit.**

**RULE 38** A foul hit is a legally batted ball that settles on foul territory between home and first base or home and third base, or that bounds past first or third base on or over foul territory, or that falls on foul territory beyond first or third base,

**RULE 38—Continued**

or, while on or over foul ground, touches the person of the umpire or a player, or any object foreign to the natural ground. A foul fly must be judged according to the relative position of the ball and the foul line, and not as to whether the fielder is on foul or fair ground at the time he touches the ball.

Any legally batted ball that settles on foul ground is a foul hit, except that a ground hit, should it roll from foul to fair territory between first and home or third and home, and remain there, is a fair hit.

A ground hit that first strikes fair territory and rolls outside of the foul line between first and home, or third and home, is a foul hit if the ball remains outside. As also is a batted ball that hits the pitching rubber and bounds into foul territory before passing first or third base, without touching a fielder.

Any legally batted ball that falls on foul territory beyond first base, or third base, or that touches the person of a player or an umpire on foul ground, is a foul hit.

Note again the phrase, "while on or over foul ground, touches the person of the umpire or player." This does not mean that a ball is fair if it is over foul ground and the player is on fair ground. Many disputes arise over this point.

**A Foul Tip.**

**RULE 39** A foul tip is a ball batted by the batsman while standing within the lines of his position, that goes sharp and direct from the bat to the catcher's hands and is legally caught.

A foul tip is a ball shooting off the bat to the catcher. The first two of such foul tips count as strikes even if not caught by catcher, in which case base runners may not advance. Any foul tip caught by the catcher constitutes a strike and ball is in play. Runners cannot advance, nor can a third strike be called, if the ball strikes the body or equipment of the catcher before he makes the catch.

**A Bunt Hit.**

**RULE 40** A bunt hit is a legally batted ball, not swung at, but met with the bat and tapped slowly within the infield by the batsman. If the attempt to bunt result in a foul not legally caught, a strike shall be called by the umpire.

A bunt hit is legally tapping the ball slowly within the infield by the batsman. If a foul result which is not legally caught, the batsman is charged with a strike, whether it be the first, second or third strike. So proficient have batters become that tapping the ball has been literally changed to pushing or "dragging" the ball. Speed, a quick start, and the ball lacking force as it rolls, are factors that combine for success.

Any bunt rolling foul is a strike. If the ball twists, rolls or bounds outside the foul line and the baseman traps it at once, the batsman is charged with the first, second or third strike, as the case may be. The moment that a fielder touches a bunted ball on foul ground it becomes a foul. If the ball merely grazes the tip of his finger it becomes foul.

The batsman is out on a bunt that rolls foul if the attempted bunt be made on the third strike. It is not just a plain foul, as some appear to think, but a bona fide strike, and must be ruled upon and treated as such.

## **Balls Batted Outside the Playing Field.**

**RULE 41** SECTION 1. When a batted ball passes outside the playing field the umpire shall decide it fair or foul according to where it leaves the playing field.

This section, modified in 1931, gives justice to the batter. A batted ball must be decided fair or foul at the exact point at which it leaves the playing field.

SEC. 2. A fair batted fly ball that goes over the fence or into a stand shall entitle the batsman to a home run unless it should pass out of the ground or into a stand at a less distance than two hundred and fifty (250) feet from the home base, in which case the batsman shall be entitled to two bases only. In either event the batsman must touch the bases in regular order. The point at which a fence or stand is less than 250 feet from the home base shall be plainly indicated by a white or black sign or mark for the umpire's guidance.

If there were a ground rule that a home run could be batted into a stand or over the fence at a distance less than 250 feet from the home plate it could be observed, but such a "home run" is about like a squib as compared with a cannon cracker. It is not a standard home run and leagues should not attempt it.

Note that the batsman must circle the bases in order, even if a home run is automatically such a run. If a ball game is being played upon an improvised field, or upon a field that is limited in area and the 250-foot rule for a home run is in effect, every effort should be made to designate the exact spot at which the 250-foot limit is located; a marking flag will do if nothing better is available. The staff of the flag, of course, must be fixed exactly on the line extending from home plate to the field limit.

SEC. 3. A fair hit ball that strikes the ground and bounds into a stand or over a fence shall be a two-base hit.

A fair hit ball that strikes the ground and bounds over the fence or into a stand on fair or foul territory shall be a two-base hit. If a fielder attempting to make a catch of a fair fly ball, deflects it into a stand in foul territory, it shall be a two-base hit. However, should he deflect such a fair fly ball into a stand on fair territory or over the fence, it shall be considered a home run.

## **Strikes.**

**RULE** A strike is:

**42** SECTION 1. A pitched ball struck at by the batsman without its touching his bat.

SEC. 2. A fair ball legally delivered by the pitcher at which the batsman does not strike.

SEC. 3. A foul hit ball not caught on the fly unless the batsman has two strikes.

SEC. 4. An attempt to bunt which results in a foul not legally caught.



## **RULE 42—Continued**

**SEC. 5.** A pitched ball, at which the batsman strikes but misses and which touches any part of his person.

**SEC. 6.** A foul tip, held by the catcher, while standing within the lines of his position.

When the batsman strikes at a pitched ball and misses it, a strike is called.

When the batsman fails to strike at a pitched ball which passes over the plate at the legal height, between knees and shoulder, a strike is called.

With less than two strikes on the batter, any foul tip, whether caught by the catcher, or not, is a strike. After two strikes, however, a foul tip must be held by the catcher to become the third strike. If it is not held by the catcher it is just a foul.

A foul hit, whether a fly or a ground hit, bounding to any part of foul ground, is a strike unless the batter has two strikes. After two strikes the batter may foul the ball without penalty unless he bunts or is caught out on a foul fly or on a foul tip.

All bunts rolling foul are strikes. If the batsman strikes at the ball and misses it but the ball hits him, it is a strike.

The third strike on the batsman offers many variations.

If with two strikes, a foul tip hits the umpire direct and is caught on the fly by a fielder before touching the ground, the batsman is NOT out. The ball becomes dead and is regarded merely as a foul ball. The same is true if a direct foul tip lodges in the umpire's mask or any other part of his equipment.

If a third strike, called or swung at and missed (not a foul tip) passes the catcher and hits the umpire direct, the ball is in play. If such a ball rebounds from the umpire and is caught on the fly before touching the ground, the batsman is not out, but the ball remains in play and the batsman may be retired by being touched with the ball or throwing it to first ahead of the runner.

If a third strike (not a foul tip) is called or swung at and missed and lodges in the umpire's mask or other part of his equipment, the ball becomes dead. However, the batsman shall be granted first base and other runners on the bases at the time, will be allowed to advance one base.

### **An Illegally Batted Ball.**

**RULE 43** An illegally batted ball is a ball batted by the batsman when either or both of his feet are upon the ground outside of the lines of the batsman's position.

If the batsman, with either of his feet out of the batsman's box, hits the ball in any way it is an illegally batted ball, and the batsman is out.

Frequently illegally batted balls escape the attention of the umpire, although it is not his fault. The batter in recent years tends to keep in motion while at bat and often does not set himself with a foot brace, depending upon a free swing to meet the ball. The penalty for an illegally batted ball is "out."

This is strictly up to judgment of umpire and no definite lines can be drawn, as nine times out of ten, one of the batter's feet is out of the box, when he has completed his follow through. Provided both feet were in the box at the start of the swing, umpires do not feel that the follow through that carried one foot out of the box has resulted from an effort to cheat the rule and seldom give it consideration. However, if the swing is made with both feet out of the box, he must always be called out.

### **When Batsman is Out.**

**RULE 44** **The Batsman is Out:**  
**SECTION 1.** If he fail to take his position at the bat in the turn in which his name appears in the batting order.

**RULE 44—Continued**

But if the error be discovered the proper batsman may replace the man at bat before the latter becomes a base-runner, in which case the balls and strikes must be counted in the time-at-bat of the proper batsman.

Only the proper batsman shall be declared out, and no runs shall be scored or bases run because of any act of the improper batsman.

This rule shall not be enforced unless the error be discovered and the out be declared before the ball be delivered to the batsman next facing the pitcher.

Should the batsman declared out under this section be the third out and his team be thereby put out, the proper batsman in the next inning shall be the player who would have come to bat had the players been put out by ordinary play in the preceding inning.

Batting out of order plays will be less confusing if one remembers these very fundamental facts. It is an appeal play, or no action is taken. The appeal must be made before a ball is pitched to the next batsman. If and when the umpire makes a ruling, the proper batsman is always the man called out. No runners can advance on any act of an improper batsman that is properly discovered, an appeal made and ruled on. Runners return to their original bases and the next batter is the man who followed the proper batter in the regular lineup. Should the team at bat discover that the batsman is hitting improperly, it is possible to remove him and substitute the proper batter, who shall take the ball and strike count that was on the improper batsman when the mistake was discovered. The time to appeal for a ruling on an improper batter is either after he is retired or reaches base, and then before a ball is pitched to the next hitter.

**SEC. 2.** If he fail to take his position within one minute after the umpire has called for the batsman.

Section 2 is not enforced to the limit. As a matter of fact there is little reason to enforce it. Most players are too anxious to bat. Its purpose is to give the umpire authority to act if the game is purposely delayed.

The batsman is out if a foul fly, other than a foul tip, is caught by a fielder, provided latter does not use his hat, cap, protector, or any illegal contrivances to catch the ball, and provided the ball does not strike some object other than a fielder before being caught. The batter is strike out if a foul tip lodges between the catcher's chest protector and the body. Note that the ball must be caught and not "momentarily held."

If a fielder stands on fair territory and reaches over into foul territory to attempt to catch a fly and deflects the ball into fair ground, his position does not make the hit a fair ball. The reverse also holds true in regard to a player standing on foul ground and reaching after a fair batted ball.

**SEC. 3.** If he make a foul hit other than a foul tip as defined in Rule 39, and the ball be caught by a fielder before touching the ground; provided, it be not caught in a fielder's hat, cap, protector, pocket or other part of his uniform, or strike some object other than a fielder before being caught, any of which would be an illegally caught ball.

## **RULE 44—Continued**

SEC. 4. If he bat the ball illegally, as defined in Rule 43.

SEC. 5. If he attempt to hinder the catcher from fielding or throwing the ball by stepping outside the lines of the batsman's position, or in any way obstruct or interfere with that player, except that if a base-runner attempting to steal is put out the batsman shall not be out; except, also, that the batsman shall not be out under this section if the base-runner be declared out according to Section 15 of Rule 49.

Section 5 provides two ways for the punishment of interference, but it does not provide that two can be put out on one play, as some seem to think.

SEC. 6. If, while first base be occupied by a base-runner, the third strike be called on him by the umpire, unless two men are already out.

Note Section 6. If the umpire calls a third strike with first base occupied, and there are not two men out, the batter is out whether the catcher holds the third strike or not. An important game was once lost in the big leagues because the runner on first base did not know this rule. He thought that he was forced when the third strike was called against the batter and the catcher dropped the ball. He did not need to leave first and was an easy out when he tried to reach second. This rule was adopted to prevent the catcher from dropping the ball purposely to insure a double play.

When the third strike hits the batter, the ball is dead and base-runners are not permitted to advance.

SEC. 7. If, while attempting a third strike, the ball touch any part of the batsman's person, in which case base-runners occupying bases shall not advance as prescribed in Rule 48, Section 5.

SEC. 8. If, before two are out, while first and second or first, second and third bases are occupied, he hit a fair fly ball, other than a line drive, that can reasonably be caught by an infielder. In such case the umpire shall declare it an infield fly. However, the runners may be off their bases or advance at the risk of the ball being caught, the same as on any other fly ball; but if hit by the ball while standing on base, that base-runner shall not be called out, but the ball is dead and the batsman shall be called out; and if the base-runner be hit while off base, both that base-runner and the batsman shall be called out and the ball is dead. Provided, that, with first and second bases occupied, or first, second and third bases occupied, with less than two out, any attempt to bunt which results in a fair fly ball shall not be regarded as an infield fly.

Section 8 applies to the infield fly. Note, first of all, that it must be a "fair" fly. Then note that runners may be off their bases or advance at the risk of the fly being caught, same as on any fly ball. Also note that under the provisions of this section an attempt to bunt which results in a

**RULE 44—Continued**

fair fly ball is not to be considered as an infield fly. If the umpire thinks an infield fly has been batted he declares it an "infield fly."

Many have a mistaken impression that the infield fly is operative with a runner on first only, or runners on first and third bases. It is not. The rule is made to prevent a player from trapping the ball and starting a double play with runners on first and second, or runners on first, second and third.

SEC. 9. If the third strike be called in accordance with Sections 4 or 5 of Rule 42.

Section 9 is self-explanatory. The batsman is out on a bunt that rolls foul or flies foul and settles on foul ground if the attempted bunt is made on the third strike. The batsman is out if, when it is the third strike, the batsman strikes at the ball and misses it, but is hit by the ball.

SEC. 10. If he steps from one batsman's box to the other while the pitcher is in his position ready to pitch.

Section 10 distinctly says, "while the pitcher is in his position ready to pitch." The batter may change from one box to the other when the pitcher is not in his position, the object of the rule being to prevent the batter from disconcerting the pitcher and perhaps causing him to balk.

**BASE-RUNNING RULES.****Legal Order of Bases.**

**RULE 45** SECTION 1. The base-runner must touch each base in legal order, viz., First, Second, Third and Home Bases; and when obliged to return while the ball is in play, must retouch the base or bases in reverse order. He can only acquire the right to a base by touching it, before having been put out, and shall then be entitled to hold such base until he has legally touched the next base in order, or has been legally forced to vacate it for a succeeding base-runner.

After the batsman makes a fair hit in which he is not put out he must touch first, second and third bases and then the home plate in regular succession in order to score a run.

SEC. 2. A base-runner having acquired legal title to a base cannot run bases in reverse order for the purpose either of confusing the fielders or making a travesty of the game. A runner violating this rule is out if touched with the ball, or the ball held on the base said runner was entitled to hold.

Section 2 is to prevent a runner from reversing the bases, either for the purpose of confusing the fielders or to make the game look absurd. If a runner has left first base and has legally touched second base and has a legal claim to second base, he may not deliberately run the reverse way back to first base and expect to escape the penalty of being put out. If he violates the rule as it now reads he is out if he is touched with the ball or the ball is held on the base that the runner was entitled to hold.

SEC. 3. In case a runner is being run down between bases, and

**RULE 45—Continued**

the following runner occupies the same base the first runner has left, the second man cannot be put out while holding said base. If the first runner, however, returns safely to the base he left, and both runners are then occupying the same base, the second runner is the man out, if touched with the ball.

The base always belongs to the original occupant unless forced to advance, when the completion of a play results in two runners on the same base. The runner who advances to the base in question is the man who is out when touched with the ball. If he can return to the base he vacated without being touched, he has the right to do so. A base runner who advances to a base, another runner has left, is immune from being put out while on that base. It is when the original occupant returns that he loses his immunity.

SEC. 4. The failure of a preceding runner to touch a base (and who is declared out therefor) shall not affect the status of a succeeding runner who touches each base in proper order; except that, after two are out, a succeeding runner cannot score a run when a preceding runner is declared out for failing to touch a base as provided in Rule 49, Sections 10 and 13. This exception also applies to a batsman who hits the ball out of the playing field for an apparent home run.

With less than two out, the failure of a preceding runner to touch a base, shall in no way affect the status of succeeding base runners who properly touch the bases. This rule kills off all argument that a runner who touches a base that a preceding runner misses, technically passes said runner and is out for so doing. No longer is there any argument for such a contention under the present wording.

**When the Batsman Becomes a Base-Runner.**

**RULE** The Batsman Becomes a Base-Runner:

**46** SECTION 1. Instantly after he makes a fair hit.

SEC. 2. Instantly after "Four Balls" have been called by the umpire.

SEC. 3. Instantly after "Three Strikes" have been declared by the umpire.

SEC. 4. If, without making any attempt to strike at the ball, his person or clothing be hit by a pitched ball unless, in the opinion of the umpire, he plainly makes no effort to get out of the way of the pitched ball, in which case the umpire shall call a strike or a ball in accordance with Rules 28 and 29.

SEC. 5. If the catcher interfere with him, unless he makes a safe hit.

SEC. 6. If a fair hit ball strike the person or clothing of the



**RULE 46—Continued**

umpire or a base-runner on fair ground, subject to the provisions of Section 8 of Rule 44.

The batsman should start to first base instantly after making a fair hit, or when four balls have been called, or when three strikes have been declared by the umpire, as a precaution for himself.

That part of Section 4 beginning "unless, in the opinion," etc., means that if the pitcher tosses a slow ball and the batter deliberately permits the ball to hit him, the umpire may use his judgment and not give the batter first base by calling the pitch a strike or a ball.

The batsman is entitled to go to first base without being put out if the catcher interferes with him, but if the batsman makes a safe hit he may run as many bases as the hit will permit.

The batsman is entitled to first base, without being put out, if before touching a fielder a fair hit ball touches either the person or clothing of an umpire or a base-runner who is on fair ground. However, if a runner who is standing on a base is struck by a fair batted ball when the umpire calls an infield fly, then the batsman and not the runner is declared out.

**Entitled to Bases.**

**RULE 47** The base-runner shall be entitled, without liability to be put out, to advance one base, except where more are specified, in the following cases:

**SECTION 1.** If, while the batsman, he becomes a base-runner by reason of "four balls," or for being hit by a pitched ball, or for being interfered with by the catcher in striking at a pitched ball, or if a fair hit ball strike the person or clothing of the umpire or a base-runner on fair ground before touching a fielder. Provided that if a fair hit ball strike the umpire after having passed a fielder other than the pitcher or having been touched by a fielder (including the pitcher), the ball shall be considered in play. Also, if a fair hit ball strike the umpire on foul ground, the ball shall be in play.

If the ball strike the umpire on fair ground after having passed a fielder, other than pitcher, or having been touched by a fielder, including pitcher, the base-runner may continue to advance and the ball is in play as if an error had been made, but the runner takes the usual risk of advancing on a misplay. If a fair hit ball strike the umpire while the latter is on foul ground the ball is in play, the position of the umpire having no effect on the ball.

"Passing a fielder" does not mean an ordinary batted ball that bounds past the pitcher.

**SEC. 2.** If the umpire awards to a succeeding batsman a base on four balls, or for being hit by a pitched ball, or being interfered with by the catcher in striking at a pitched ball and the base-runner be thereby forced to vacate the base held by him.

Whenever the umpire sends the batsman to first base after four balls have been called, or for being hit by a pitched ball, or because he has been interfered with by the catcher, all runners on bases immediately ahead of him may advance a base each without being put out. A runner on second or third base with first base unoccupied would not be considered a runner immediately ahead.

## **RULE 47—Continued**

**SEC. 3.** If the umpire call a "Balk."

Every base-runner advances one base when the umpire calls a balk. The batter does not have the right to go to first base on a balk, because a balk does not qualify him as a base-runner.

**SEC. 4.** If he be prevented from making a base by the obstruction of a fielder (including catcher), except when a fielder is trying to field a batted ball unless the latter has the ball in his hand ready to touch the base-runner. The ball is still in play so far as other base-runners are concerned.

A fielder may not obstruct a runner, although the fielder has right of way if he is trying to field a batted ball. If the fielder has the ball in hand to touch a runner the latter is not entitled to base.

**SEC. 5.** If the fielder stop or catch a batted ball or a thrown ball with his hat, cap, glove or any part of his uniform, while detached from its proper place on his person, the runner or runners shall be entitled to three bases if a batted ball or to two bases if a thrown ball, and in either case the runner may advance further at his own risk.

The one important feature of this rule is that while the runner or runners shall be entitled to three bases if a fielder stop a fairly batted ball with cap or glove while detached from its proper place and two bases on a thrown ball, that in either case the runner may advance further at his own risk. In many quarters the impression prevails, and wrongly so, that advancement permitted is limited to three bases on a batted ball and two on a thrown ball.

Note also the mere act of throwing cap, glove or part of uniform at ball in itself is not a violation unless the article comes in contact with the ball.

**SEC. 6.** If a thrown or pitched ball strike the person or clothing of an umpire the ball shall be considered in play and the base-runner or runners shall be entitled to all the bases they can make.

Note carefully that on a thrown or pitched ball which strikes the umpire, runners make all the bases they can.

**SEC. 7.** If a thrown ball strike a coacher on foul ground the ball shall be considered in play. Provided, that if in the opinion of the umpire the coacher intentionally interfere with such thrown ball, the runner or runners must return to the last bases touched, and the coacher be penalized by removal from the playing field.

At first sight it might seem to make it worth while to interfere on the part of the coacher because the ball is in play, but when the penalty is noted it will be a very foolish coacher who will not try his best to get out of the way of thrown balls.

**SEC. 8.** If the catcher interferes with the batsman while a base-runner is attempting to steal a base, the base-runner shall be permitted to advance to that base.

**RULE 47—Continued**

SEC. 9. In event a base-runner is trying to score from third base on a pitched ball or the "squeeze" play, a "balk" and also an "interference" shall be called if the catcher runs out in front of the plate to catch the ball; and the runner shall be allowed to score and the batsman be entitled to first base. In such event the same penalties must be imposed in case the catcher pushes the batsman out of the way, or tips his bat.

One of the few double penalties in baseball is in operation when the catcher interferes with the batsman, in making a play at the plate on a runner, either trying to steal home or score on the squeeze play. When such a thing happens, an interference and balk is called. The balk entitles the runner to score, while the interference entitles the batsman to first.

NOTE—Runners are entitled to one base when fielder falls into dugout, bench or stand at any point after making catch of fly ball as ball is dead, according to special ruling, in American League, but if fielder steps into dugout and does not fall down, ball remains in play and base runners can advance at their own peril.  
In the National, however, ball is not considered dead, but runners cannot go beyond one base.

**Returning to Bases.**

**RULE 48** The base-runner shall return to his base without liability to be put out:

SECTION 1. If the umpire declare any foul not legally caught.

SEC. 2. If the umpire declare an illegally batted ball.

SEC. 3. If the umpire declare a dead ball, unless it be also the fourth unfair ball and he be thereby forced to take the next base, as provided in Rule 47, Section 2.

SEC. 4. If the person or clothing of the umpire while stationed back of the bat, interfere with the catcher in an attempt to throw.

SEC. 5. If a pitched ball at which the batsman strikes but misses, touch any part of the batsman's person.

SEC. 6. If the umpire be struck by a fair hit ball before touching a fielder; in which case no base shall be run unless necessitated by the batsman becoming a base-runner, and no run shall be scored unless all the bases are occupied.

♦SEC. 7. If the umpire declare the batsman or a base-runner out for interference; in which case all other base-runners shall return to

**RULE 48—Continued**

the last base that was in the judgment of the umpire legally touched at the time of the interference.

SEC. 8. If the coacher intentionally interfere with a thrown ball, as described in Section 7, Rule 47.

In any and all of the foregoing cases the base-runner is not required to touch the intervening bases in returning to the base to which he is legally entitled.

The runner is obliged to go back to the base which he originally held when the ball was batted foul if the ball is not caught. The runner cannot be put out while returning. If a foul is caught on the fly, however, the runner is liable to be "doubled up" if he cannot get back before the caught ball is thrown to the base which he has just left. In the case of an illegally batted ball, the runner must return to the base from which he has advanced, exactly as in the case of a foul hit not caught.

If the umpire gets in the way of the catcher by accident, the runner cannot have the benefit of the mishap to the catcher, but must go back to his original base.

Note in Section 6 that the fair hit must strike the umpire before the ball touches the person of a fielder. There is an explicit provision in this section about running bases and about the scoring of a run.

Note again in Section 7, which emphasizes the fact that if the runner be declared out "for interference," the runners ahead shall return to base.

**When Base-Runners are Out.**

**RULE** The Base-Runner is Out:

**49**

SECTION 1. If, after three strikes have been declared against him while he is the batsman, the third strike ball

be not legally caught and he plainly attempts to hinder the catcher from fielding the ball.

Tells the batter very plainly that if he interferes with the catcher when the latter has not caught the third strike, he suffers the penalty of being called out.

SEC. 2 (a) If, having made a fair hit while batsman, such fair hit ball be caught by a fielder before touching the ground or any object other than a fielder; provided, it be not caught in a fielder's hat, cap, protector, pocket or other part of his uniform.

If, before two are out, while first, or first and second, or first, second and third bases are occupied, any player, in the judgment of the umpire, intentionally drops a fly ball or a line drive, the umpire shall immediately rule the ball has been caught.

NOTE—Base-runners are obliged to "tag-up" after the out has been declared before they can advance.

Provides that the umpire shall declare the ball caught if in his judgment a fielder intentionally drops a fly ball or a line drive when runners

**RULE 49—Continued**

are on first, first and second, or first, second and third bases, before two men are out. In such cases the base-runners are obliged to retouch their bases before they are privileged to advance, differing from Section 8, Rule 44, under which provision for infield fly, runners need not tag up.

SEC. 2 (b) If, after having hit or bunted a ball to fair territory, his bat again hits the ball on or over fair territory and deflects its course. Other base-runners cannot advance.

This means that the batsman is out if his bat hits the ball a second time while it is in fair territory.

SEC. 3. If, when the umpire has declared "Three Strikes" on him while he is the batsman, the third strike ball be caught by a fielder before touching the ground; provided, it be not caught in a fielder's hat, cap, protector, pocket or other part of his uniform, or touch some object other than a fielder before being caught.

In this case "fielder" refers particularly to the catcher. If there is a runner on first base and no one out, or only one out, the catcher does not even have to hold the ball. The batter is out automatically (see Section 6 of Rule 44). It is a "bone" play for a runner who is on first to think he must run when the batter has a third strike called on him and the catcher drops the ball, unless two men are out.

SEC. 4. If, after three strikes or a fair hit, he be touched with the ball in the hand of a fielder before he shall have touched first base.

Says "fielder," because any fielder—pitcher, catcher or first or second baseman—can touch the runner out if possible before the latter gets to first base. In other words, the first baseman does not have a monopoly of putting runners out at first base.

SEC. 5. If, after three strikes or a fair hit, the ball be securely held by a fielder while touching first base with any part of his person before such base-runner touch first base.

Defines the second way of putting runners out at first. If a fielder—meaning any player of side not at bat—with the ball in his possession, touches first base before the runner arrives at the base, the runner is out.

Often when a batter makes a long hit on which it appears he may go to second base, or third, or home, he runs outside the base path while rounding first base, there are some who instantly shout that he is out "for running out of the line." Note what Section 6 says. The runner is out for running out of line only if the ball is being fielded at first base and he runs out to avoid being put out. It is apparent that the farther he deviates from the base path, the more he is handicapping himself. When a batter hits for a home run the ball is not fielded to first base on the first play, except the runner is presumed to have omitted to touch first base, which is quite another matter from running out of line. There has been added to this section definite information regarding leaving the base line.

SEC. 6. If, in running the last half of the distance from home base to first base, while the ball is being fielded to first base, he run outside the three-foot lines, as defined in Rule 7; and, in the opinion of the umpire, interferes with the fielder taking the throw at first base; except that he may run outside the three-foot lines to avoid a fielder attempting to field a batted ball.



## **RULE 49—Continued**

SEC. 7. If, in running to any base, he run more than three feet from a direct line between a base and the next one in regular or reverse order to avoid being touched by a ball in the hand of a fielder. But in case a fielder be occupying a base-runner's proper path in attempting to field a batted ball, then the base-runner shall run out of direct line to the next base and behind said fielder and shall not be declared out for so doing.

Hold the runner to the base line to avoid being touched by the ball in the hand of a fielder. On the other hand, if the runner is trying for a long distance hit, the base line rule is not exacted. He may make his turn as best he can so that he shall not cut the bases. The runner never is out if he runs behind a fielder who is trying to field the ball. He may run in front of the fielder; indeed, sometimes it is almost impossible to do otherwise, but he must be careful that he does not interfere with the fielder.

SEC. 8. If he fail to avoid a fielder attempting to field a batted ball, in the manner described in Sections 6 and 7 of this rule, or in any way obstruct a fielder in attempting to field a batted ball, or intentionally interfere with a thrown ball; provided, that if two or more fielders attempt to field a batted ball, and the base-runner come in contact with one or more of them, the umpire shall determine which fielder is entitled to the benefit of this rule, and shall not decide the base-runner out for coming in contact with a fielder other than the one the umpire determines to be entitled to field such batted ball. If a fair hit ball goes through an infielder, and hits a runner immediately back of him, the umpire must not declare the runner out for being hit by a batted ball. In making such decision the umpire must be convinced that the ball passed through the infield and that no other infielder had the chance to make a play on the ball. If, in the judgment of the umpire, the runner deliberately and intentionally kick such a hit ball, on which the infielder has missed a play, then the runner must be called out for interference.

If the fielders have run into one another the runner is not at fault if he collides with that fielder who, in the opinion of the umpire, had the lesser opportunity to field the ball.

SEC. 9. If at any time while the ball is in play, he be touched by the ball in the hand of a fielder, unless some part of his person be touching the base he is entitled to occupy; provided, however, that the ball be held by the fielder after touching him, unless the base-runner deliberately knock it out of his hand. The ball must be firmly held by the fielder after touching the runner. The ball cannot be juggled,

**RULE 49—Continued**

even though the fielder may regain possession of the ball and prevent same from dropping to the ground.

The runner is out at any time when he is touched by the ball in the hand of a fielder, unless the runner is on the base which he is entitled to occupy. The ball, however, must be held by the fielder after he has touched the runner. If the runner deliberately knocks the ball out of the fielder's hands to avoid being put out, he must be declared out. Note that the rule states explicitly that the ball cannot be juggled by the fielder.

SEC. 10. If, when a fair or foul hit ball (other than a foul tip as defined in Rule 39) be legally caught by a fielder, such ball be legally held by a fielder on the base occupied by the base-runner when such ball was batted, or the base-runner be touched with the ball in the hand of a fielder, before he retouch such base after such fair or foul hit ball was so caught; provided, that the base-runner shall not be out in such case, if, after the ball was legally caught, it be delivered to the bat by the pitcher before the fielder hold it on said base, or touch the base-runner out with it; but if the base-runner, in attempting to reach a base, detach it from its fastening before being put out, he shall be declared safe. A base-runner who holds his base on a fly ball shall have the right to advance the moment such fly ball touches the person or uniform of a fielder.

Means that the runner is out if he cannot get back to the base that he originally occupied after a foul or fly catch is made and the ball is thrown to the base ahead of him. For instance, a runner is on second base. The ball is batted so hard and so close to the foul line that the runner is sure it is a safe hit. He starts to run and when he arrives at third base finds that the ball was caught. Then the ball is thrown to second before he can return and is held on the base. That retires the runner. A similar condition prevails at first and third bases. If the runner slides into a base or jumps into it and unloosens it from its fastening, he is safe if he is not forced out or if he has not been touched. He is not compelled to follow the base. The base-runner shall have the right to advance the moment a fly ball touches the person or uniform of any fielder. Whether or not the ball is caught or muffed, he can try for the next base subject to the rules regarding advancing on bases.

SEC. 11. If, when the batsman becomes a base-runner, the first base, or the first and second bases or the first, second and third bases be occupied, any base-runner so occupying a base shall cease to be entitled to hold it, and may be put out at the next base in the same manner as in running to first base, or by being touched with the ball in the hand of a fielder at any time before any base-runner following him in the batting order be put out, unless the umpire should decide the hit of the batsman to be an infield fly according to Section 8 of Rule 44.

**RULE 49—Continued**

Embraces the much misunderstood "force play." No runner can be forced on the base paths except the batsman becomes a base-runner. For instance, with runners on, say, all of the bases, the runner on third suddenly decides to steal home and the runner on second moves up to third and touches it. The runner who had been on third, however, decides that he can not make home safely, and returns to third base. He is legally entitled to do so, while the runner who had come up from second will have to hurry back to that base the best way he can. Many amateurs think that the moment the runner on second touches third base, the runner who was on third becomes "forced" to go to the plate, but he is not. This applies in like manner to runners on first and second, respectively. The runner is always entitled to return to the base he held originally—always with the possibility of being put out by being touched with the ball until that time when the batsman forces all runners immediately preceding him by becoming a base-runner. If there were three runners on bases when that happened, all of them necessarily would have to start. The runner on third base would try to get home, the runner on second would try to get to third, and the runner on first would try to get to second, while the batter would try to beat the ball to first. His play at bat forced everybody, but not until the batter starts a force play there is no force play in baseball. In the event of an infield fly, the umpire is expected to announce "infield fly" or "outfield fly," for no other purpose than to kill the "force." When he says, "batter out," it is an infield fly and the runners may hold their bases in safety.

**SEC. 12.** If a fair hit ball strike him before touching a fielder, and, in such case, no base shall be run unless necessitated by the batsman becoming a base-runner, but no run shall be scored or any other base-runner be put out until the umpire puts the ball back into play.

The runner is out if he is hit while on fair territory by a batted ball. The ball is dead. That should not be forgotten. The batter takes his base, however.

**SEC. 13.** If, when advancing bases, or obliged to return to a base, while the ball is in play, he fail to touch the intervening base or bases, if any, in the regular or reverse order, as the case may be, he may be put out by the ball being held by a fielder on any base (including home base) he failed to touch, or by being touched by the ball in the hand of a fielder in the same manner as in running to first base; provided, that the base-runner shall not be out in such case if the ball be delivered to the bat by the pitcher before the fielder hold it on said base or touch the base-runner with it; however, after a fly ball other than a foul tip as defined in Rule 39 be legally caught by a fielder, the base-runner who complies with the provisions of this section can only be retired by the ball being held by a fielder on the base occupied by the runner when such ball was batted, or by being touched by the ball in the hand of the fielder as provided in Section 10 of this rule.

If the runner, in trying for a three-base hit, should fail to touch either first or second base, he is out if the attention of the umpire is called to the play, the ball held on the base, or the runner touched with the ball in the hand of a fielder, and if the umpire saw the omission. In like manner, if the runner in returning to bases—the ball being in play—fail to touch the bases in regular order, if he is called upon to do so because of the play that

**RULE 49—Continued**

is being made, he is out, if the attention of the umpire is called to his transgression, if the umpire saw his failure to do so and the proper play is made. If the pitcher has delivered the ball to the batter before the claim is made, the runner may not be called out. It should be noted that the attention of the umpire must be called to the act of a runner having omitted to touch a base and the ball must be held on the missed base or the runner touched by the ball in the hand of a fielder. The umpire is a referee, not a policeman; and questions of fact are submitted to him for decision in his judicial capacity.

SEC. 14. If, when the umpire calls "Play," after the suspension of a game, he fail to return to and touch the base he occupied when "Time" was called before touching the next base; provided, the base-runner shall not be out, in such case, if the ball be delivered to the bat by the pitcher, before the fielder hold it on said base or touch the base-runner with it.

Calling "Play" or "Time" is exactly as calling fair or foul, so far as returning to and touching a base is concerned.

SEC. 15. If, with one out, or none out, and a base-runner on third base, the batsman interfere with a play being made at home plate.

Gives the umpire a right to call the runner out at third base if there is no one out or one out and the batsman interferes with a play that is being made at home plate. It must be thoroughly understood that if the runner is called out, the batter may not be called out also.

SEC. 16. If he pass a preceding base-runner before such runner has been legally put out he shall be declared out immediately.

A base-runner never should be foolish enough to pass a preceding base-runner. This seems like an unnecessary warning, but there have been many instances where base-runners have done so, being ignorant of the rule against it.

SEC. 17. If, in the judgment of the umpire, the coacher at third base by touching or holding the runner physically assists him in returning to or leaving third base. The runner, however, should not be declared out if no play is being made on him.

The wording of the rule makes it very plain when the runner is and is not out.

SEC. 18. The base-runner in running to first base may overrun or overslide said base after touching it in passing without incurring liability to be put out for being off said base, provided he return at once and retouch the base, after which he may be put out as at any other base. If, after overrunning first base, he attempt to run to second base, before returning to first base, he shall forfeit such exemption from liability to be put out.

When the runner goes to first base, after he has finished being a batter, he may overrun or overslide the base as far as he wishes and turn either to the right or to the left, but if he should make an apparent effort to go to

## **RULE 49—Continued**

second base, when he thus overruns first base, he loses his right to return to first base without exemption from being put out.

**SEC. 19.** If, while third base is occupied, the coacher stationed near that base shall run in the direction of home base on or near the base line while a fielder is making or trying to make a play on a batted ball not caught on the fly, or on a thrown ball, or a fly ball, and thereby draws a throw to home base, the base-runner entitled to third base shall be declared out by the umpire for the coacher's interference with and prevention of the legitimate play.

Warns the coacher at third not to try to fool the players of the team in the field into making a false throw to head off an apparent runner trying to score. Before the rule was adopted there were some players who made a specialty of this unsportsmanlike practice.

**SEC. 20.** If one or more members of the team at bat stand or collect at or around a base for which a base-runner is trying, thereby confusing the team in the field and adding to the difficulty of making such play, or if a batsman or base-runner who has just been retired obstructs or interferes with any following play being made on a base-runner, the base-runner shall be declared out for the interference of his team-mate or team-mates.

This rule very plainly tells the players of the side at bat to keep away from the bases unless they belong there. If a player who has been put out obstructs or interferes with any following play on a base-runner his team-mate may be called out.

### **When Umpire Shall Declare an Out.**

**RULE 50** The umpire shall declare the batsman or base-runner out, without waiting for an appeal for such decision, in all cases where such player be put out in accordance with any of these rules, except Section 1 of Rule 44 and Sections 10, 13 and 18 of Rule 49.

An appeal must be made to the umpire when a runner "cuts a base," either in trying for a long hit or in returning to the base that he held originally. The umpire may see the failure to touch a base, but he must not rule on it unless players of the team in the field have been as observant as he and ask for a ruling. Likewise, if a runner turns toward second base, after he has passed first base, the attention of the umpire must be called to it by an opposing player before the runner is declared out. There are times when the umpire does not observe the runner omitting to touch a base. If a player of the opposing side asks for the ruling, it is not in the province of the umpire to declare the runner out if the umpire failed to see the runner miss the base. If a player fails to return to base after a fly catch the umpire must not volunteer a decision. The team in the field must make an appeal to him.



## Coaching Rules.

**RULE 51** A coacher may address words of assistance and direction to the base-runners or to the batsman. He shall not, nor shall any player or manager, by words or signs, incite or try to incite the spectators to demonstrations, nor use language which will in any manner refer to or reflect upon a player of the opposite club, the umpire or the spectators. Not more than two coachers, who must be in the uniform of the team at bat, shall be allowed to occupy the space between the players' and the coachers' lines, one near first and the other near third base, to coach base-runners. If there be more than the legal number of coachers or this rule be violated in any respect the umpire must order the illegal coacher or coachers to the bench, and if his order be not obeyed within one minute, the offender or offenders shall be debarred from further participation in the game, and shall leave the playing field forthwith.

## THE SCORING OF RUNS.

**RULE 52** One run shall be scored every time a base-runner, after having legally touched the first three bases, shall legally touch the home base before three men are put out; provided, however, that if he reach home on or during a play in which the third man be forced out or be put out before reaching first base, a run shall not count; also, if third out is made by preceding runner failing to touch a base a run shall not count.

**The part of Rule 52, which states that no run can score on a play in which the third man be out before reaching first base, can produce a very unusual situation, which hardly seems fair, yet is entirely in keeping with the strict interpretation of the rule. For example: A is on second and B is on first and one man out. The batsman hits safely, the runner A from second easily crossing the plate on the drive. The runner B originally on first tries to score but is thrown out at the plate on a close play for the second out. The batsman reaches third base on his hit. However, he fails to touch first base en route. The ball is thrown to the first baseman, who touches the base and appeals to the umpire for a ruling. The umpire calls the batsman who reaches third on the hit, out for having missed first base. Since the batter who hit the ball fails to touch first base he never became the occupant of that bag. When the ball is thrown to that base, an appeal made and an out declared, it makes the third out, in which the batsman fails to reach first base. No runs can score on such a happening, hence it is necessary to void the run that was apparently scored by the runner A, originally on second, who crossed the plate at a time when only one man was out.**

When a preceding runner scores on a play in which he fails to touch one of the bases, with none or one out, it shall not affect the status of succeeding runners who may have scored on the same play. However, if two are out at the time, and a preceding runner fails to touch a base for the third out, the runs of any succeeding players who cross the plate on the same play are voided.

Example Number I—There are runners on first and second and one out. Batsman hits a home run inside the park. Runner on second fails to touch

## RULE 52—Continued

third base on his way to the plate. Ball is thrown to that base and he is declared out. Runner originally on first and batter who hit the home run, legally, score on the play.

Example No. 2—There are runners on first and second and two out. Batsman hits home run inside the park. All three runners cross the plate. Runner on second fails to touch third en route. He is called out on appeal, for the third out of the inning. In this case, the other two runs are voided.

The proper thing to do when a base runner misses home plate in the scoring of a run, always is confusing all around. If the player either is running or sliding, misses the plate and isn't touched by the catcher, he has a perfect right to try to regain the plate before being touched. However, if he misses the plate and continues on his way to the bench, the fielder with the ball can touch the plate and appeal for a ruling and the runner must be called out. If the runner after missing the plate, remains four or five feet away from it, and the catcher makes an effort to touch him, only to have the player continue to run in foul territory, the umpire should immediately call him out. This takes care of the three situations that can arise from missing home plate.

### Definition of a Force Play.

A force-out can be made only when a base-runner legally loses the right to the base he occupies by reason of the batsman becoming a base-runner, and he is thereby forced to advance.

Again the "force-out" is brought plainly to attention. A run cannot be scored if the third man out is forced out or is put out before he reaches first base. For instance, three runners are on bases and the batter hits a slow grounder to the shortstop. Before he gets the ball the runner on third, who had a good start toward home, is quite up to the plate, but the runner who was on first is slow and the shortstop throws him out before he is able to make second base. The run does not count. The force play does not necessarily have to be made at first base.

If there is a runner on third and the batter hits the ball to the pitcher, who fumbles it, and the third baseman recovers it and throws the batter out at first base, and it is the third out, a run does not score even if the runner on third was over home plate before the ball got to first base. On the other hand, if the third out should be made at second base, and not on a force play, and a runner on third should have scored before the put-out was made, the run does count. Note carefully in this rule that a third-man-out force play prevents a run from scoring, and that if the batter is the third out before reaching first base a run cannot score.

## UMPIRES AND THEIR DUTIES.

### Power to Enforce Decisions.

**RULE 53** The umpires are the representatives of the league and as such are authorized and required to enforce each section of this code. They shall have the power to order a player, coach, trainer, captain or manager to do or omit to do any act which in their judgment is necessary to give force and effect to one or all of these rules, and to inflict penalties for violations of the rules as hereinafter prescribed. In order to define their respective duties, the umpire judging balls and strikes shall be designated as the "Umpire-in-Chief;" the umpire judging base decisions as the "Field Umpire."

Umpires in amateur games have equally as much authority as those in professional games except that fines are not imposed in amateur games.

## The Umpire-in-Chief.

**RULE 54** SECTION 1. The Umpire-in-Chief shall take position back of the catcher; he shall have full charge of and be responsible for the proper conduct of the game. With exception of the decisions to be made by the Field Umpire, as described in Rule 55, the Umpire-in-Chief shall render all the decisions that ordinarily would devolve upon a single umpire, and which are prescribed for "The Umpire" in these Playing Rules.

SEC. 2. He shall call and count balls and strikes, shall call fair and foul hits (including a foul tip), and shall make all decisions on the batsman.

SEC. 3. He shall render base decisions in the following instances: (1) If the ball is hit fair, with a runner on first, he must go to third base to take a possible decision; (2) with more than one base occupied, he shall, on appeal, decide whether or not a runner on third leaves that base before a fly ball is caught; (3) in case of a runner being caught between third and home, when more than one base is occupied, he shall make the decision on the runner nearest the home plate.

SEC. 4. The Umpire-in-Chief alone shall have authority to declare game forfeited.

Note the words, "on appeal," in clause 2 of foregoing section.

Section 3 should be well studied by the umpire in order that he may learn where to place himself when there are runners on the bases.

## The Field Umpire.

**RULE 55** SECTION 1. The Field Umpires shall take such positions on the playing field as in their judgment are best suited for the rendering of base decisions. They shall render all decisions at first base and second base, and all decisions at third base except those to be made by the Umpire-in-Chief in accordance with Section 3, Rule 54. They shall also have equal authority with the Umpire-in-Chief in the calling of "balks" on the pitcher, and in enforcing Section 4, Rule 14, and Section 2, Rule 27, prohibiting the use of foreign substance on the ball and prohibiting "freak" deliveries.

SEC. 2. They shall aid the Umpire-in-Chief in every manner in enforcing the rules of the game and, with the exception of declaring a forfeiture, shall have equal authority with the Umpire-in-Chief in fining or removing from the game players who violate these rules.

The Field Umpire may not forfeit a game, but he may remove a player who does not observe the rules. He has authority to rule on balks and "freak" deliveries.

## **No Appeal From Decisions Based on Umpire's Judgment.**

**RULE 56** There shall be no appeal from any decision of any umpire on the ground that he was not correct in his conclusion as to whether a batted ball was fair or foul, a base-runner safe or out, a pitched ball a strike or a ball, or on any other play involving accuracy of judgment, and no decision rendered by him shall be reversed, except that he be convinced that it is in violation of one of these rules. The manager or captain only shall have the right to protest against a decision and seek its reversal on a claim that it is in conflict with a section of these rules. In case the manager or captain does seek a reversal of a decision based solely on a point of rules, the umpire making the decision shall, if he is in doubt, ask his associate for information before acting on the manager's or captain's appeal. Under no circumstances shall an umpire criticize or interfere with a decision unless asked to do so by his associate.

An umpire may not change decisions of other umpire, or umpires. Latter may ask for a conference and then may change a decision if satisfied he is in the wrong. Only the more obtuse decline to admit mistakes. No manager or captain may protest a decision of the umpire where it is simply a matter of judgment on the part of the latter. Many do protest, and that practice is what leads to obnoxious and annoying delay brought about in direct violation of the rule. Protests on balls and strikes are absurd, although the Umpire-in-Chief not infrequently calls a ball or a strike which seems not to have been one. However, his position for judgment is far better than that of any player except the catcher, and of any spectator, no matter where the latter may be seated. A Field Umpire may decide wrongly in the rapidity of play, and when he thinks he may have done so, has a perfect right to ask the Umpire-in-Chief as to the accuracy of the decision. The camera has shown that umpires, even the best of them, do make incorrect decisions, and has also shown that players, even the best of them, do make foolish objections.

### **Duties of Single Umpire.**

**RULE 57** If but one umpire be assigned, his duties and jurisdiction shall extend to all points, and he shall be permitted to take his stand in any part of the field that in his opinion will best enable him to discharge his duties.

He may umpire from behind home plate or from behind the pitcher's plate.

### **Must Not Question Decisions.**

**RULE 58** Under no circumstances shall a manager, captain or player dispute the accuracy of the umpire's judgment and decision on a play.

**RULE 58—Continued**

If the captain thinks the umpire has erred in interpretation of the rules he may appeal to him, but no other player is privileged to do so. The umpire has the right to remove players for objecting to decisions or behaving in an ungentlemanly manner, and his authority is absolute.

**Clubs Can Not Change Umpire.**

**RULE 59** The umpire can not be changed during a championship game by the consent of the contesting clubs unless the official in charge of the field be incapacitated from service by injury or illness.

**Penalties for Violations of the Rules.**

**RULE 60** SECTION 1. In all cases of violation of these rules by player, coach or manager, the penalty shall be prompt removal of the offender from the game and grounds, followed by a period of such suspension from actual service in the club as the president of the league may fix; except, that in event a pitcher is removed from the game for violation of either Section 4 of Rule 14, or of Section 2 of Rule 27, he shall be automatically suspended for a period of ten days. In the event of removal of player, trainer, coach or manager by either umpire, he shall go direct to the club house and remain there during the progress of the game, or leave the grounds; and a failure to do so will warrant a forfeiture of the game by the Umpire-in-Chief.

SEC. 2. The umpire shall assess a fine of \$25.00 against (1) the manager or captain who fails to notify him when one player is substituted for another; (2) against anyone who crosses the field in going to the club house after he has been ordered from the game or bench. (Persons so removed must go around the playing field.) A fine of \$5.00 shall be assessed against any player or coach who fails to be seated on his bench within one minute after ordered to do so by the umpire.

SEC. 3. In cases where players show their disapproval of decisions by yelling from the bench, the umpire shall first give warning. If the yelling continues he shall order the offender or offenders from the bench; but in event the disturbance is continued and the umpire is unable to detect the offenders, then he shall clear the bench of all substitute players; the manager or captain of the team, however, to have the privilege of sending to the club house for such substitutes as are actually needed to replace players in the game.



### **Umpire to Report Violations of the Rules.**

**RULE 61** The umpire shall within twelve hours after fining or removing a player from the game, forward to the league president a report of the penalty inflicted and the cause therefor.

### **League President to Notify Player Fined.**

**RULE 62** Immediately upon being informed by the umpire that a fine has been imposed upon any manager, captain, coach or player, the league president shall notify the person so fined and also the club of which he is a member; and, in the event of the failure of the person so fined to pay to the secretary of the league the amount of said fine within five days after notice, he shall be debarred from participating in any championship game or from sitting on a players' bench during the progress of a championship game until such fine be paid.

### **A Flagrant Offense.**

**RULE 63** When the offense of any person debarred from the game be of a flagrant nature, such as the use of obscene language or an assault upon a player, coach, manager or umpire, the umpire shall within four hours thereafter forward to the president of the league full particulars.

### **Materials of the Game.**

**RULE 64** Before the commencement of a game the umpire shall see that the rules governing the playing implements and markings of the field are strictly observed.

### **Ground Rules.**

**RULE 65** SECTION 1. In case of spectators overflowing on the playing field, the home manager or captain shall make special ground rules to cover balls batted or thrown into the crowd, provided such rules be acceptable to the manager or captain of the visiting club. If the latter object, the umpires shall have full authority to make and enforce such special rules, and he shall announce their provisions to the spectators.

**RULE 65—Continued**

Means what it says. If the ground rules are not satisfactory to the visiting club, the umpire has authority to make ground rules. Special ground rules to govern various conditions of fields vary in different parks and usually are agreed upon by the two managers with the umpires, before the game.

**SEC. 2.** In all cases where there are no spectators on the playing field, and where a thrown ball goes into a stand for spectators, or over or through any fence surrounding the playing field, or into the players' bench (whether the ball rebounds into the field or not), or remains in the meshes of a wire screen protecting the spectators, the runner or runners shall be entitled to two bases. When a first throw made by an infielder, the umpire in awarding such bases, shall be governed by the position of the runner or runners at the time the ball was pitched; when the throw is made by an outfielder, or is the result of any following plays or attempted plays, the award shall be governed by the position of the runner or runners at the time the last throw was made.

Means that if a runner has started to steal and an overthrow as stated is made by an infielder, the runner would be privileged to advance two bases from the base he occupied at the time the ball was pitched to the batsman. If a runner has started to steal with the pitch, and gains the next base before an outfielder makes such an overthrow, the runner would be awarded two bases in addition to the base he had advanced after the play began. If an outfielder has made a perfect throw to another player of his team and it is the latter's throw that goes into a stand or dugout, the two bases will be allowed from where the runners were at the time the last throw was started.

**SEC. 3.** The umpire shall also ascertain from the home manager or captain whether any other special ground rules are necessary, and if such be necessary he shall advise the opposing manager or captain of their scope and see that each is duly enforced, provided they do not conflict with any of these rules and are acceptable to the manager or captain of the visiting team.

**AMERICAN LEAGUE GROUND RULES****Fenway Park, Boston**

Foul poles, screen poles and screen on top of left field fence are outside of playing field.

Ball remaining in amplifiers: Home run; rebounding into playing field: In play.

Ball striking amplifiers and bounding out of playing field: Home run.

Ball going through scoreboard, either on the bound or fly: Two bases.

Fly ball striking wall or flagpole and bounding into bleachers: Home run.

Fly ball striking line or right of same on wall in right center: Home run.

Fly ball striking wall left of line and bounding into bullpen: Home run.

Ball sticking in bullpen screen: Two bases.

Batted or thrown ball remaining behind or under canvas or in cylinder: Two bases.

### Comiskey Park, Chicago

Foul poles are outside the playing field.

Ball hitting railings and bats surrounding both players' benches and rebounding into playing field: In play.

Thrown or fairly batted ball that goes behind or under canvas and remains: Two bases.

Ball rebounding into playing field: In play.

Thrown or batted ball striking photographers or photographers' bench and rebounding into playing field: In play.

Ball remaining in bench: Two bases.

Ball thrown by pitcher from the rubber to catch man napping at third base and remaining in bench: One base.

Rebounding into playing field: In play.

Ball going through scoreboard either on the bound or fly: Two bases.

Ball which sticks in amplifiers: Two bases.

Ball striking amplifiers and rebounding into playing field: In play.

Ball hitting amplifiers and rebounding into bleachers: Home run.

### League Park, Cleveland

Foul poles are outside the playing field.

Batted ball striking megaphone and bounding out of playing field or into bleachers: Two bases.

Batted ball settling in megaphone or on scoreboard platform: Two bases.

Batted or thrown ball sticking in or going through screen: Two bases.

Batted or thrown ball remaining behind or under canvas: Two bases.

Pitched ball: One base.

Rebounding into playing field: In play.

Batted or thrown ball bounding over right or left field boxes: Two bases.

Batted or thrown ball remaining in culverts: Two bases.

### STADIUM, CLEVELAND

Foul poles are outside playing field.

Ball striking roof of either dugout, also railing on each side, is considered in the bench.

Thrown or fairly batted ball that goes behind groundkeeper's tools, behind or under canvas, also canvas holder, and remains: Two bases.

Ball rebounding into playing field: In play.

Ball passing through or under gates in the outfield: Two bases.

Fair ball hitting upper tiers of grandstand: Home run.

Ball hitting on the top of the front or side walls in either left or right fields, whether or not it rebounds into playing field: Home run.

Ball striking flagpole and bounding into stands: Home run.

### Briggs Stadium, Detroit

Foul poles are outside of playing field.

Foul lines on facing of grandstand are inside of park.

Ball striking foul line in left field below railing at top of wire netting and bounding into stands on foul territory: Two bases.

Photographers' dugout is part of players' dugout.

Flagpole in center field is inside the ball park.

Ball striking flagpole above the base and bounding into stands: Home run.

Ball striking base of flagpole and bounding into stands: Two bases.

Fly ball hitting curtains in center field above the wire screen: Home run.

A ball hitting the facing of press stand above the upper deck or

the roof of the press stand, whether or not it bounds back on to the playing field: Home run.

Ball hitting the facing between the upper and lower decks beyond the white line: Home run.

Ball striking the facing between the upper and lower decks on or to the right of the white line: In play.

Ball going through or sticking in screen in front of grandstand or pavilion: Two bases.

Note—Open space between the old and new stands in left field has been roped off and is now part of the stands.

With no spectators in the new field boxes in left and right field, the bullpen benches will be in their proper places. Whenever it becomes necessary to place spectators in these field boxes, the bullpen benches will not be occupied and pitchers will warm up under the stands.

### **Yankee Stadium, New York**

Foul poles are on playing field.

Thrown or fairly batted ball that goes behind or under canvas and remains: Two bases.

Ball rebounding into playing field: In play.

Ball striking any part of front wall and bounding into stand or over same: Home run.

Ball sticking in or going through wire screen in front of bleachers: Two bases.

Ball striking foul poles and bounding onto playing field: In play.

Ball striking foul poles and bounding into grandstand in fair territory: Home run.

Ball striking foul poles and bounding into grandstand in foul territory: Two bases.

### **Shibe Park, Philadelphia**

Concrete surfaces in front of players' benches and between the iron rails, are part of the bench. Balls striking the facing of the raised parts of the concrete and the iron rails and rebounding into the playing field: In play.

Ball striking any part of the upper pavilion including foul pole attached to same: Home run.

Ball striking on or above line in left field: Home run.

Ball striking below the line and bounding into stand on foul territory: Two bases.

Rebounding back into playing field: In play.

Ball striking foul pole above the white line in right field: Home run.

Ball striking amplifiers or barbed wire on top of walls and bounding out of playing field: Home run.

If ball drops back into playing field, ball is in play.

Ball remaining in wire, amplifiers or scoreboard: Two bases.

Ball striking towers and coming back in playing field: In play.

Ball striking towers and leaving playing field or lodging behind screen or towers: Home run.

Batted ball sticking or going through screen surrounding the towers below top of wall: Two bases.

Ball striking conduit on right field wall, coming back in playing field: In play. Leaving playing field: Home run. Ball remaining in conduit: Home run.

### **Sportsman's Park, St. Louis**

Ball that sticks in or goes through wire screen: Two bases.

Ball hitting either foul pole below white mark on the upper tier and going into the stand in foul territory: Two bases.

Ball hitting left field foul pole, and going into the stands in fair territory: Home run.

Ball hitting the foul poles on or above white marks on the upper tiers, regardless of where it goes afterward: Home run.

Ball hitting the iron braces on top of the wall: Home run.

Ball hitting the roof of the pavilion beyond the white mark in right center: Home run.

Thrown ball remaining in bat rack: Two bases.

Pitched ball remaining in bat rack: One base.

Ball thrown by pitcher off the rubber to catch a runner off base and remaining in bat rack: One base.

Ball rolling under bat rack and remaining there: In play.

### **Griffith Stadium, Washington**

Foul poles are outside the playing field.

Ball bounding into or over boxes in left and right field: Two bases.

Thrown or fairly batted ball that goes under rope back of first base: Two bases.

Spectator leaving before the completion of the game and is hit by thrown ball on the playing field: Two bases.

Ball striking amplifiers in center field and bounding out of playing field: Home run.

If ball drops back into playing field, ball is in play.

Ball remaining in amplifiers: Home run.

Ball striking railing in front of the stairway, and rebounding into playing field: In play.

Ball thrown by pitcher off rubber to catch a man napping at first base that strikes a spectator on the playing field, or goes under the ropes: One base.

Ball thrown by pitcher to catch man napping at third base that remains behind canvas: One base.

A ball that strikes the flagpole and bounds into bleachers or out of park: Home run.

Rebounding into playing field: In play.

When temporary seats are placed behind catcher, make special ground rules to cover.

Make provisions for vendors when on the field.

## **NATIONAL LEAGUE GROUND RULES**

### **Broves' Field, Boston**

Batted ball sticking in any right field screen: Two bases.

Batted ball remaining on top of matting in right field used to protect player: In play. If the ball should get down between matting and concrete and player has to reach in behind matting for ball: Two bases.

Batted ball hitting either foul pole above fence: Home run.

Pitched ball area includes bat racks and players' benches. Pitched ball going up on slanting part of backstop: One base. Thrown ball: Two bases.

Thrown or fairly batted ball that remain on, under, behind canvas roll off left side foul line: Two bases.

Bad throw by pitcher off the rubber to catch base runner off first or third base that goes into the stand, is touched by a spectator, goes into, on or under or behind canvas roll off left field line; or goes into the bench, or into that part of players' bench that is protected by railing that is at the right field end of the visitors' bench and the left field end of home players' bench: One base.

Ball going into either bullpen: In play.

Ball going into or between, railings at right field end of visitors' bench and into, or between railings at "exit" at left field end of home bench considered as into bench even though ball would go through either area at an angle. This latter interpretation applies to both players' benches.

A pitched, thrown or batted ball that hits anybody on the playing field except as otherwise provided for in Section 3 of Rule 33 is in play.

### **Ebbets Field, Brooklyn**

Batted or thrown ball that remains on, under or behind canvas field coverings in left or right field: Two bases.



Batted ball hitting parallel foul line in extreme left field: Two bases. In play if it comes back on field. Batted ball hitting screen on left field foul pole above or on markers: Home run.

Ball hitting extension of lower stand in extreme corner of center field marked with white lines. Home run above rail.

Ball hitting screen on right field foul pole: In play. Ball dropping behind sign on foul territory: Two bases.

Batted ball landing on top of scoreboard: In play. Ball going through wire on right field fence: Home run. Ball sticking in wire always in play, regardless if it falls out. Ball going through or sticking in scoreboard: Home run.

Ball hitting flagpoles in right field: In play. Ball hitting flag: Home run.

Pitched or thrown ball must go into dugout. Pitched or thrown ball going under or in bat racks and coming out: In play. Ball remaining under or in bat racks: One base on pitched ball. Two bases on thrown ball.

Ball in play in either bullpen.

Ball going above cross bar on wire behind backstop same as in stand.

### Wrigley Field, Chicago

Ball going under metal drain covers at stand exits or under grating in front of stand: Two bases. Ball sticking in screen in front of right and center field bleachers: Two bases. Fair ball hitting foul pole above black mark in right field and railing in left field: Home run.

Hitting below black mark and dropping back on field: In play; into stands on foul territory: Two bases. If thrown ball hits buttress, between white lines, at either end of each bench or hits the coping on top of bench it is "in the bench."

Pitched or thrown ball is in bench if it goes on top of the concrete front, or either end of bench which is level with playing field. (This assumes that bats, or any other material, lying on this concrete are considered in the bench.)

Ball going in concrete gutter in front of dugout is "in the bench."

Bad throw by pitcher from the rubber to catch base runner off first or third base that is touched by a spectator goes into the stand or into the bench or under metal drain covering: One base.

A pitched, thrown, or batted ball that hits anybody on the playing field except as otherwise provided for in Rule 33 is in play.

Pitched ball going above the connection on screen back of home plate: One base. Thrown ball: Two bases.

Ball in play both right and left field if it hits anywhere on railings, unless it stays up behind or in boxes with trees, then home run allowed. It is up to judgment of umpires if spectators reach out and touch or interfere with ball as to whether it would have gone in or not. If going in: Home run; if not: Two bases.

Ball remaining on steps to grandstand, under exit gates, pitched: One base. Thrown: Two bases. In and out immediately: In play.

### Crosley Field, Cincinnati

Thrown ball that goes into bench; or sticks in screen behind catcher or bounds into stand: Two bases. Thrown ball that goes up on slanting screen behind catcher: Two bases. Ball sticking in screen in right field: In play.

Fair hit ball that hits foul poles, above screen in right field, above fence in left field or hits, on the fly, that part of right-center field wall that is beyond where the right field screen joins the concrete wall: Home run.

Thrown or batted ball that remains on, behind or under canvas roll off left field foul line: Two bases.

A pitched, thrown or batted ball that hits anybody on the playing field except as otherwise provided for in Rule 33: In play.

Bad throw by pitcher, from rubber, to catch base runner off third

or first base, that is touched by a spectator, that goes into the bench or into the stand: One base.

Ball going into bullpen: In play.

Batted ball, on fly or bounding, that remains behind wooden fence in left center field: Two bases. If ball comes out: In play.

Ball hitting flagpole in center field: In play.

### **Polo Grounds, New York**

Thrown ball that remains on, under or behind canvas field coverings, wooden supports, back of first and third bases, or on steps in right field: Two bases. Ball hitting New York or visitors' bat rack, or bats, or top of bench, same as bench. If spectator reaches out and interferes with fair hit ball that would not go into the stands: Two bases. If it would have gone in: Home run.

Pitched ball area includes only both players' benches.

Bad throw by pitcher from the rubber to catch base runner off first or third bases that goes into the stand, is interfered with by a spectator or goes on under or behind canvas roll, or into bench: One base.

Pitched ball that goes up on slanting part of backstop: One base. Thrown ball: Two bases.

Fair batted ball, that goes into bullpen area of either home, or visiting club: In play.

A pitched, thrown or batted ball that hits anybody on the playing field except as otherwise provided for in Section 3 of Rule 33: In play.

Fair batted ball hitting upper grandstand, or touched by spectator in same: Home run.

### **Shibe Park, Philadelphia**

Home run: Fair ball hitting any part of upper pavilion, which includes drain pipes in left and left center field. Ball striking amplifiers and bounding out of playing field. Ball striking conduit on right field wall leaving playing field. Ball remaining in conduit. Ball striking towers above horizontal lines or lodging behind screen. Ball striking foul pole or screen in front of left field bleachers and bounding into stand on fair territory. Ball hitting screen on or above horizontal yellow line on left field foul line.

Two bases: Ball remaining in amplifiers or wires. Ball lodging in or going through screen above concrete wall on left field bleachers. Ball lodging in or going through screen surrounding light towers below top of wall or horizontal line. Ball striking foul poles below top of barrier wall and bounding into stands on foul territory. Ball remaining in scoreboard.

Ball in play: Ball striking amplifiers and conduit on right field wall and coming back on playing field. Fair ball hitting screen of left field foul pole below horizontal line and dropping on field. Ball on top of scoreboard. Ball striking iron rails of players' benches and rebounding into the playing field. Pitched ball remaining in screen back of plate: One base. Thrown ball: Two bases.

Players' benches: Drinking fountains, all concrete surfaces, raised part of wood and concrete grating are parts of the bench.

### **Forbes Field, Pittsburgh**

Ball remaining on, behind or under canvas roll off left foul line: Two bases. Fair hit ball sticking in screen in front of right field stand: Two bases. Same if touched by a spectator and would not have gone into stand.

Fair hit ball hitting foul pole in right field above screen; foul pole in left field above fence, guy wire in left field supporting flagpole, or supports of screen in front of right field stand: Home run.

Batted ball hitting light towers above fence or dropping inside same: Home run. Thrown or pitched ball hitting screen enclosing end of Pittsburgh bench: In play.

Pitched or thrown ball area includes both benches, field covering

at end of home bench, if it stays on same. Pitched ball: One base. Thrown: Two bases.

Ball hitting batting cage: In play. Ball going inside batting cage: Two bases.

Ball hitting amplifier: In play.

Ball hitting wire fence on top of fence and bounces back: In play. Bounces over fence: Home run.

Ball going through scoreboard: Home run. Hitting scoreboard and bounces back on field: In play.

Bats not considered on bench.

Bad throw by pitcher from the rubber to catch base runner off first or third bases that is touched by spectator, goes into the stand or into the bench: One base.

A pitched, thrown or batted ball that hits anyone on the playing field, except as otherwise provided for in Rule 33: In play.

Ball going into bullpen: In play.

### Sportsman's Park, St. Louis

Fair ball sticking in screen above concrete wall, right field (even though dislodged by a spectator) or going through screen: Two bases.

Ball hitting foul pole above pavilion in right field (indicated by yellow mark): Home run. If ball hits foul pole on or below mark and drops down on playing field: In play. If ball drops into stand: Two bases.

Ball hitting foul pole above mark on left field foul line: Home run. Hitting foul pole on or below yellow mark on stand, if ball drops in bleachers: Home run. If ball goes into stand: Two bases. If ball drops on field: In play. If ball hits guy-wire support of foul pole in front of left field bleachers: Home run.

Fair hit ball that would not go into bleachers in left or center field and is interfered with by spectator: Two bases. If in opinion of the umpire ball would have gone into stand: Home run.

Pitched ball area includes only players' benches.

Bad throw by pitcher, from rubber, to catch base runner off first or third base, that is touched by a spectator or goes into the bench or into the stand: One base.

Thrown or batted ball in bullpens: In play.

A pitched, thrown or batted ball that hits anybody on the playing field except as otherwise provided for in Rule 33: In play.

Ball hitting bench near home dugout that photographers use: In play.

Ball hitting yellow brace in center field: Home run.

Fair hit ball hitting beyond yellow marking on right field stand: Home run. Ball hitting stand or screen from yellow marking back to right field foul line: In play.

Ball going up on screen or behind padding back of catcher above connection; off the mound: One base. Thrown ball: Two bases.

## Official Announcements.

**RULE 66** The umpire shall call "Play" at the hour appointed for the beginning of a game, announce "Time" at its legal interruption and declare "Game" at its legal termination.

Prior to the commencement of the game he shall announce the batteries, and during the progress of the game shall announce each change of players. In case of an overflow crowd, he shall announce the special ground rules and he shall also make announcement of any agreement entered into by the two managers or captains to stop play at a specified hour.

## RULE 66—Continued

"Play" is the order of the umpires to begin the game or to resume it after "Time" has been called.

"Time" is the order of the umpire to suspend play temporarily.

"Game" is the announcement of the umpire that the contest is terminated.

### Suspension of Play.

**RULE** The umpire shall suspend play for the following causes:

**67** SECTION 1. If, in the judgment of the umpire, play should be suspended on account of rain, darkness, or other cause, he shall note the time of suspension and at the end of thirty minutes he shall have authority to terminate the game if the resumption of play be not possible.

SEC. 2. In case of an accident which incapacitates him or a player from service in the field, or in order to remove from the grounds any player or spectator who has violated the rules. Provided, that in case of accident to a player or players in attempting to make a play on either a batted or a thrown ball, "Time" shall not be called until, in the judgment of the umpire, no further play is possible.

SEC. 3. In suspending play from any legal cause the umpire shall call "Time;" when he calls "Time" play shall be suspended until he calls "Play" again, and during the interim no player shall be put out, base be run or run be scored. "Time" shall not be called by the umpire until the ball be held by the pitcher while standing in his position, except in case of accident to a player or umpire.

There is no such thing as automatic suspension of play. There are a number of things that can happen, which eventually call for suspension of play, but the proper time for such suspension is determined by the umpire in keeping with the rules. There is an erroneous impression that play is automatically suspended when two players suffer a serious collision, in which both are rendered unconscious as a result of the contact. It is the belief of many that the umpire should call time since the players have been rendered unfit for play. While it may seem inhuman, time cannot be called until the umpire is of the opinion that no further play is possible. It is obvious that if umpires called "time" because of injury on the field and stopped the advancement of runners, that players would be constantly feigning injury to bring about such a situation. The ball must remain in play until in the opinion of the umpire no further advancement of runners is possible. Then and then only he calls time.

### FIELD RULES.

**RULE** SECTION 1. No person shall be allowed upon any part of  
**68** the field during the progress of a game except players and coaches in uniform, the manager of each club, the umpires, such officers of the law as may be present in uniform, and such

**RULE 68—Continued**

watchmen of the home club as may be necessary to preserve the peace.

This is not strictly observed in amateur games, but it is best to have field as clear as possible.

**Must Furnish Police Protection.**

SEC. 2. Every club shall furnish sufficient police force to preserve order upon its own grounds, and in the event of a crowd entering the field during the progress of a game, and interfering with the play in any manner, the visiting club may refuse to play until the field be cleared. If the field be not cleared within 15 minutes thereafter, the visiting club may claim and shall be entitled to the game by a score of 9 runs to 0 (no matter what number of innings has been played).

**General Definitions.**

**RULE 69** SECTION 1. "Play" is the order of the umpire to begin the game or to resume it after its suspension.

SEC. 2. "Time" is the order of the umpire to suspend play. Such suspension must not extend beyond the day.

SEC. 3. "Game" is the announcement of the umpire that the game is terminated.

SEC. 4. An "Inning" is the term at bat of the nine players representing a club in a game and is completed when three of such players have been legally put out.

SEC. 5. A "Time at Bat" is the term at bat of a batsman. It begins when he takes his position, and continues until he is put out or becomes a base-runner. But a time at bat shall not be charged against a batsman who is awarded first base by the umpire for being hit by a pitched ball, or on called balls, or when he makes a sacrifice hit, or for interference by the catcher.

SEC. 6. "Legal" or "Legally" signifies as required by these rules.

A time at bat "not being charged" refers to the score. For instance, if Smith goes to the plate five times and makes three hits, and is given one base on balls, and is hit once by a pitched ball, he is charged officially in the score with three times at bat and credited with three hits, while in the score summary it is stated that he received a base on balls and was hit once by the pitcher. As batting averages are determined by dividing the total number of base hits by the total times at bat, to give a "time at bat" to a batter when he goes to first base on called balls, or for any other reasons stated in the rule, would act as penalty on the batsman, by reducing his batting average, for something for which he was not responsible.



## THE RULES OF SCORING.

**RULE 70** To promote uniformity in recording championship games the following instructions are outlined for the guidance of scorers, who are required to conform to their provisions.

### The Batsman's Record.

SECTION 1. The first item in the tabulated score, after the player's name and position, shall be the number of times he has been at bat during the game, but the exceptions made in Rule 69, Section 5, must not be included.

SEC. 2. In the second column shall be set down the runs, if any, made by each player.

SEC. 3. In the third column shall be placed the base hits, if any, made by each player.

SEC. 4. If, in the last half of the final inning, with the winning run on base, the batsman drives home that run, credit shall be given him for as many bases as he touches; that number, however, not to exceed the number of bases advanced by the runner; except when the batsman drives a fair ball out of the playing field, he shall receive credit for a home run, provided he legally touches each base in proper order.

Be sure that the batter gets a home run when the ball goes out of the playing field in the last half of final inning.

### The Scoring of Base Hits.

SEC. 5. A base hit shall be scored in the following cases:

When a fair hit is made, as defined in Rule 37, and the batsman reaches first base safely.

When a fair hit ball is partially or wholly stopped by a fielder in motion, but such player cannot recover himself in time to field the ball to first before the batsman reaches that base, or to some other base in time to force out another runner.

When the ball is hit with such force to an infielder or pitcher that he cannot handle it in time to put out the batsman or force out a base-runner; except when the ball is recovered by another fielder in time to retire the batsman or force out a base-runner. In case of doubt over this kind of hit, a base hit should be scored and the fielder be exempted from the charge of an error.

When the ball is hit so slowly toward a fielder that he cannot handle it in time to put out the batsman or force out a base-runner.

In all cases where a base-runner is retired by being hit by a batted ball, unless batted by himself, the batsman should be credited with

## **RULE 70—Continued**

a base hit, except if the runner is hit by an infield fly, the play shall be scored as provided in Section 8 of Rule 44.

, When a batted ball hits the person or clothing of the umpire, as defined in Rule 46, Section 6.

In no case shall a base hit be scored when a base-runner is forced out by the play.

When a fielder, after handling a batted ball, elects to try to retire a base-runner instead of the batter, the play is known as a "fielder's choice." In case the runner is retired, or would be retired but for an error, the batter shall be charged with a time at bat, but no hit. If the runner is not retired, and no error is made, the batter shall be charged with a time at bat, but no hit, provided he swung at the ball, and shall be credited with a sacrifice hit, provided he bunted the ball; if, however, in the judgment of the scorer the batter could not have been retired at first base by perfect fielding, he shall be credited with a base hit.

In event of a batsman oversliding second or third bases and being tagged by the opposing fielder when said batsman is attempting to stretch a single into a two-base hit or a two-base hit into a three-base hit, the play should be scored the same as when a base-runner attempts to steal, overslides the base and is tagged out. In other words, the batsman oversliding second base and is tagged out shall be credited only with a single, while one who overslides third base and is tagged out shall be credited only with a two-base hit.

### **Sacrifice Hits.**

SEC. 6. Sacrifice hits shall be placed in the Summary.

A sacrifice hit shall be credited to the batsman who, when no one is out or when but one man is out, advances a runner a base by a bunt hit, which results in the batsman being put out before reaching first, or would so result if it were handled without error.

EXPLANATION—Eliminates sacrifice hit on a fly ball.

### **Fielding Records.**

SEC. 7. The number of opponents, if any, put out by each player shall be set down in the fourth column. When the batsman is called out by the umpire for an illegally batted ball, or for a foul third strike bunt, or for being hit by own batted ball, or for interference

## **RULE 70—Continued**

with the catcher, or for failing to bat in proper turn, the put-out shall be credited to the catcher. When a base-runner is declared out on an infield fly, the put-out shall be credited to the player who would have made the play except for the action of the runner or the announcement of the umpire. When a base-runner is declared out because of being hit by a batted ball, the put-out shall be credited to the fielder nearest to the ball at the time of the occurrence.

SEC. 8. The number of times, if any, each player assists in putting out an opponent shall be set down in the fifth column. One assist and no more shall be given to each player who handles the ball in aiding in a run-down or any other play of the kind, even though he complete the play by making the put-out.

Credit an assist to each player who handles and throws the ball in such a way that a put-out would have resulted except for the error of a team-mate.

Credit an assist to a player who, by deflecting a batted ball with his glove or any part of his body, aids in retiring the batsman or another base-runner.

Do not credit an assist to a fielder who makes a bad throw, even when a runner trying to advance on it is subsequently retired. A play that follows an error is a new play and the player making an error is not entitled to an assist unless he takes part in the new play.

Do not credit an assist to the pitcher when, in legally delivering the ball to the batsman, he helps to retire a runner attempting to steal home.

Assists should be credited to every player who handles the ball in the play which results in a base-runner being called "out" for interference or for running out of line.

A double play shall mean any two continuous put-outs that take place between the time the ball leaves the pitcher's hands until it is returned to him again standing in the pitcher's box.

## **Errors.**

SEC. 9. An error shall be given in the sixth column for each mis-play which prolongs the time at bat of the batsman or prolongs the life of the base-runner or allows a base-runner to make one or more bases when perfect play would have insured his being put out. But

## **RULE 70—Continued**

a base on balls, a base awarded to a batsman by being struck by a pitched ball, a balk, a passed ball or a wild pitch (unless the batsman reach first base on such pitch), shall not be included in the sixth column.

An error shall not be charged against the catcher for a wild throw in an attempt to prevent a stolen base, unless the base-runner advance an extra base because of the error.

An error shall not be scored against the catcher or an infielder who attempts to complete a double play, unless the throw be so wild that an additional base be gained. This, however, does not exempt from an error a player who drops a thrown ball when by holding it he would have completed a double play.

In case a base-runner advance a base through the failure of a baseman to stop or try to stop a ball accurately thrown to his base the latter shall be charged with an error and not the player who made such throw, provided there was occasion for it. If such throw be made to second base the scorer shall determine whether the second baseman or shortstop shall be charged with an error.

In event of a fielder dropping a fly but recovering the ball in time to force a runner at another base, he shall be exempted from an error, the play being scored as a "force-out."

An error, but not a passed ball, shall be charged to the catcher if he drops or misses a third strike, allowing the batsman to reach first base. Credit the pitcher with a strike-out.

An error shall be charged to the first baseman (or the pitcher or second baseman when covering first base) if, on receiving a throw in ample time to retire the batsman he does not touch first base as required by rule. The same rule shall be followed with respect to any fielder covering any other base on a force play.

### **Stolen Bases.**

SEC. 10. A stolen base shall be credited to the base-runner whenever he advances a base unaided by a base hit, a put-out, a fielding or a battery error, subject to the following exceptions:

In event of a double or triple steal being attempted, where any runner is thrown out, no other runner shall be credited with a stolen base.

In event of a base-runner being touched out after sliding over a

## **RULE 70—Continued**

base, he shall not be regarded as having stolen the base in question.

In the event of a palpable muff of a ball thrown by the catcher, when, in the judgment of the scorer, the base-runner would have been out if the ball had been held, the infielder making the muff shall be charged with an error and the base-runner shall not be credited with a stolen base.

No stolen base shall be credited to a runner whose advancing results from the opposing team's indifference thereto.

In other words, when runners are deliberately permitted to circle around the bases because the team at bat cannot conceivably win, there are no stolen bases. If a runner steals a base and the catcher evidently refuses to throw fearing that the runner may score from third, a stolen base should be credited, in fairness to the runner who makes the catcher "show his hand."

### **Definition of Wild Pitch and Passed Ball.**

SEC. 11. A wild pitch is a legally delivered ball, so high, low or wide of the plate that the catcher cannot or does not stop and control it with ordinary effort, and as a result the batsman reaches first base or a base-runner advances.

Any pitched ball that strikes the ground before reaching the home plate and passes the catcher, allowing runners to advance, shall be scored as a wild pitch.

When a batsman is hit by what would have been the fourth called ball, it shall be scored as a "hit by pitcher."

The catcher shall be charged with a passed ball when a base-runner is enabled to advance by the catcher's failure to hold or to control a legally delivered ball that should have been held or controlled with ordinary effort.

### **Definition of Run Earned Off Pitcher.**

SEC. 12. A run earned off the pitcher shall be scored every time a player reaches home base by the aid of safe hits, sacrifice hits, stolen bases, put-outs, bases on balls, hit batsman, wild pitches or balks, even though the wild pitch be a third strike, before fielding chances have been offered to retire the team. The preceding pitcher, and not a relieving pitcher, shall be charged with runs scored by any runners on base when such relief pitcher entered the game. The relieving pitcher shall not be charged with his first batsman reaching first base if such batsman had any advantage because of poor pitch-



**RULE 70—Continued**

ing by the preceding pitcher. With the count two or three balls and one or no strikes, or three balls and two strikes, charge preceding pitcher if batsman reaches first base, but credit relieving pitcher if batsman retired. With count one or two balls and two strikes, charge relieving pitcher if batsman reaches first base and credit him if batsman is retired.

The pitcher shall be given the benefit of doubt whenever fielding errors are made and in determining the base to which a runner should have been held with perfect support on part of fielders. A fielding error made by the pitcher shall be considered the same as any other fielding error. No run can be earned that scores as result of batsman having reached first base on a catcher's interference, a fielding error or passed ball; nor can any run be earned after the fielding team has failed to accept chances offered to retire the team at bat.

To determine the pitcher's percentage for the season, the total number of runs earned off his pitching shall be divided by the total number of innings he has pitched; then multiplied by nine, to find his average effectiveness for a complete game.

**Definition of Runs Batted In.**

SEC. 13. Runs Batted In are runs scored on safe hits (including home runs), sacrifice hits, outfield put-outs, infield put-outs, and when the run is forced over by reason of batsman becoming a base-runner. With less than two out, if an error is made on a play on which a runner from third would ordinarily score, credit the batsman with a Run Batted In.

The batsman shall not be credited with driving in a run when a runner scores as he hits into a force infield double play or a double play in which the first baseman picks up a fair hit ground ball, touches first base and then throws to second retiring the runner who had been on first, said runner not being forced, has to be tagged out.

**The Summary.**

**RULE** The Summary shall contain:

**71**

SECTION 1. The score made in each inning of the game and the total runs of each team in the game.

SEC. 2. The number of stolen bases, if any, made by each player.

## **RULE 71—Continued**

SEC. 3. The number of sacrifice hits, if any, made by each player.

SEC. 4. The number of two-base hits, if any, made by each player.

SEC. 5. The number of three-base hits, if any, made by each player.

SEC. 6. The number of home runs, if any, made by each player.

SEC. 7. The number of double and triple plays, if any, made by each team and the players participating in same.

SEC. 8. The number of runs batted in by each batsman.

SEC. 9. The number of innings each pitcher pitched in.

SEC. 10. The number of base hits, if any, made off each pitcher, and the number of legal "at bats" scored against each pitcher. (The Summary to be in form as follows: "Hits off.....6 in 4 innings; one man out in 5th.")

SEC. 11. The number of times, if any, the pitcher strikes out the opposing batsmen.

SEC. 12. The number of times, if any, the pitcher gives bases on balls.

SEC. 13. The number of wild pitches, if any, charged against the pitcher.

SEC. 14. The number of times, if any, the pitcher hits a batsman with a pitched ball, the name or names of the batsman or batsmen so hit to be given.

SEC. 15. The number of passed balls, if any, by each catcher.

SEC. 16. The time of the game.

SEC. 17. The name of the umpire or umpires.

### **How to Determine Percentages.**

1. To determine the percentage of Games Won and Lost, divide the total number of games won and lost into the number won.

2. To determine Batting Averages, divide the total "Times at Bat" into the total number of base hits, but never into the total bases on hits.

3. To determine Fielding Averages, divide the total of put-outs, assists and errors into the total of put-outs and assists.

In all cases where the remaining fraction is one-half or over, a full point is added to the average.

# Index to Rules

TO LAY OFF THE FIELD.		Sec.	Rule.
The ground .....		1	1
Diamond or infield .....		2	2
Catcher's lines .....		3	3
Foul lines .....		4	4
Players' lines .....		5	5
Coachers' lines .....		6	6
Three-foot lines .....		7	7
Batsman's lines .....		8	8
Pitcher's plate .....		9	9
Slope of infield from pitcher's plate .....	2		9
The bases:			
Shape and size of home base .....	1	10	10
Shape and size of first, second and third bases .....	2	10	10
Material of home base and pitcher's plate .....		11	11
Material of first, second and third bases .....		12	12
Marking the lines—material of .....			13
The ball:			
Weight and size .....	1	14	14
Number to be delivered to umpire; when replaced .....	2	14	14
Return of those batted or thrown out of ground .....	2	14	14
Alternate—when to be placed in play .....	3	14	14
Penalty for intentional discoloring or damaging .....	4	14	14
Furnished by home club .....	5-6	14	14
The bat—material and size of .....			15

## THE PLAYERS AND THEIR POSITIONS.

Number of players in the game .....	..	16	16
Substitutes .....	1	17	17
May take place of player at any time .....	2	17	17
Base-runner—consent of opposing captain necessary .....	3	17	17
If pitcher is substituted for .....	4-5	17	17
Notifying umpire of substitution, umpire to notify spectators ..	6	17	17
Players' positions .....			18
The pitcher's position .....		9,	27
Must not mingle with spectators .....			19
Uniforms and shoes .....			20
Size and weight of gloves .....			21
Players' benches .....	1	22	22
Umpire to send players to benches .....	2	22	22

## THE REGULATION GAME.

Number of innings and termination .....	1-2	23	23
Termination of a game before completion of fifth inning .....	3	23	23
Extra-innings game .....	4	23	23
Drawn game .....	5	23	23
Called game .....	3, 6	23	23
First game of a double-header regularly scheduled game .....	7	23	23
Not more than two championship games in one day .....	7	23	23
Time limitation for night game .....	8	23	23
Forfeited game .....			24
Failure of a team to appear or refusal to begin play .....	1	24	24
Refusal of a team to continue play .....	2	24	24
Failure of a team to resume play .....	3	24	24
Resorting to dilatory tactics .....	4	24	24
Wilfully violating rules .....	5	24	24
Disobeying order to remove player .....	6	24	24
Less than nine players .....	7	24	24
Resumption after rain .....	8	24	24
Second game to begin twenty minutes after completion of first	9	24	24
Umpire to make written report of forfeiture .....	10	24	24
Individual and team averages to be incorporated in playing			24
records .....	11	24	24

	Sec.	Rule.
No game .....	..	25
Choice of innings—fitness of field for play .....	..	26
When groundkeeper is under umpire's control .....	..	26
<b>Pitching rules:</b>		
Delivery of the ball to bat .....	1	27
Not allowed to use any foreign substance on ball .....	2	27
A fairly delivered ball .....	..	28
An unfairly delivered ball .....	..	29
Penalty for delay by throwing to bases .....	1	30
Penalty for delay in delivering to batsman .....	2	30
Shifting pitcher to another position .....	4	17
Calling time if pitcher steps from plate .....	10	31
<b>Balking:</b>		
Failure to deliver ball after making motion .....	1	31
Failure to step toward base when throwing .....	2	31
Throwing or feinting throw to unoccupied base .....	2	31
Delivery of ball while the pivot foot is back of or not in contact with plate .....	3	31
Delivery of ball while not facing batsman .....	4	31
Motion to deliver ball while not in position .....	5	31
Delaying game by holding ball .....	6	31
Taking legal position on pitcher's plate without having ball ..	7	31
Any habitual motion without delivery of ball to bat .....	8	31
Taking hand from ball after taking position .....	9	31
When pitcher drops ball .....	11	31
When catcher interferes on "squeeze" play .....	9	47
<b>Dead ball:</b>		
When balk is called .....	12	31
Cases in which ball becomes dead .....	1-7	32
<b>Ball dead not in play .....</b>	..	32
<b>Ball in play—thrown or pitched ball striking person or clothing of umpire .....</b>	6	47
<b>Ball in play—thrown ball strikes coacher .....</b>	7	47
<b>THE RULES FOR BATSMEN.</b>		
Batsman's position .....	..	34
Order of batting .....	..	35
First batsman in each inning .....	..	36
Players of side at bat belong on bench .....	..	22
Not to invade space within catcher's lines .....	2	18
Must vacate to prevent interference with fielder .....	3	18
A fair hit .....	..	37
A foul hit .....	..	38
A foul tip .....	..	39
A bunt hit .....	..	40
Infield fly—definition of .....	8	44
<b>Balls batted outside ground:</b>		
Fair or foul where passing playing field boundary .....	1	41
Batsman entitled to home run .....	2	41
When batsman is entitled to only two bases .....	3	41
<b>Strikes:</b>		
Ball struck at by batsman .....	1	42
Fair ball not struck at .....	2	42
Foul hit not caught on fly unless batsman has two strikes ..	3	42
Attempt to bunt resulting in foul not caught .....	4	42
Missed strike but which touches batsman .....	5	42
Foul tip held by catcher .....	6	42
<b>Illegally batted ball .....</b>	..	43
<b>THE BATSMAN IS OUT.</b>		
If he fail to take position in proper turn .....	1	44
If he fail to take position within one minute .....	2	44
If he make foul hit other than foul tip and ball is caught .....	3	44
If he bats the ball illegally .....	4	44

	Sec.	Rule.
If he interfere with catcher.....	5	44
If, with first base occupied, three strikes are called.....	6	44
If, while attempting third strike, ball touch his person.....	7	44
If, before two are out, he hits infield fly.....	8	44
If third strike is called for foul bunt or missed strike touching his person.....	9	44
If he step from one box to the other when pitcher is ready.....	10	44

**THE BASE-RUNNING RULES.**

Legal order of bases.....	1	45
Cannot run bases in reverse order.....	2	45
Two runners on base, second man out.....	3	45
Failure of preceding runner to touch base.....	4	45

**Batsman becomes base-runner:**

After he makes fair hit.....	1	46
After four balls are called.....	2	46
After three strikes are called.....	3	46
If he be hit by pitched ball.....	4	46
If catcher interfere with him, unless he makes safe hit.....	5	46
If fair hit strike umpire or base-runner.....	6	46

**Entitled to bases (without liability to be put out):**

If umpire call four balls.....	1	47
If umpire award batsman base, hit by pitched ball.....	1	47
If umpire award batsman base, interference of catcher.....	1	47
If ball hit person or clothing of umpire or base-runner.....	1	47
If umpire award next batsman first base.....	2	47
If umpire call a "balk".....	3	47
If prevented from advancing by fielder's obstruction.....	4	47
If fielder stop or catch ball illegally.....	5	47
If catcher interferes with batsman while runner is attempting steal.....	8	47

**Returning to bases (without liability to be put out):**

If umpire declare any foul not legally caught.....	1	48
If umpire declare illegally batted ball.....	2	48
If umpire interfere with catcher or throw.....	4	48
If pitched ball struck at touches batsman.....	5	48
If umpire is struck by fair hit ball.....	6	48
If umpire call batsman or runner out for interference.....	7	48
If coacher intentionally interfere with thrown ball.....	8	48

**Base-runners are out:**

Attempt to hinder catcher after three strikes.....	1	49
Fielder catch fair hit or intentionally drop fly or line drive.....	2 (a)	49
If ball is hit a second time while it is in fair territory.....	2 (b)	49
Third strike caught by fielder.....	3	49
Touched with ball after three strikes or fair hit.....	4	49
Fielder touches first base ahead of runner.....	5	49
Running out of three-foot lines.....	6	49
Running out of line to avoid being touched out.....	7	49
Failure to avoid fielder in act of fielding ball.....	8	49
Touched by fielder having ball in possession.....	9	49
Ball held on base before runner can return.....	10	49
Forced to vacate base by succeeding runner.....	11	49
Hit by fair ball before touching fielder.....	12	49
Failure to touch bases in regular or reverse order.....	13	49
Failure to return to base held when "time" was called.....	14	49
If batsman interfere with play at home plate.....	15	49
Passing preceding base-runner.....	16	49
If touched by a coacher at third base.....	17	49
Overrunning or oversliding first base and attempting to advance.....	18	49
Cocher drawing throw to plate.....	19	49
Members of team at bat confusing fielding side or retired batsman or runner interfering with any following play.....	20	49

Umpire to declare out without appeal for decision.....	..	50
Coaching rules.....	..	51
Scoring of runs.....	..	52



## UMPIRES AND THEIR DUTIES.

	Sec.	Rule.
Power to enforce decisions.....	1-4	53
Umpire-in-chief and duties.....	1-4	54
Field umpires' duties.....	1-2	55
No appeal from umpire's decision based on judgment.....	..	56
Manager or captain only has right to appeal on rule construction..	..	56
Single umpire's duties.....	..	57
Cannot question umpire's accuracy of judgment.....	..	58
Cannot change umpire during progress of game.....	..	59
Penalties for violations.....	1-3	60
Umpire to report fining or removal of player within twelve hours..	..	61
Notification of fines and time of payment.....	..	62
Umpire's report on flagrant cases.....	..	63
Materials of the game.....	..	64
Ground rules.....	..	65
Official announcements.....	..	66
Suspension of play.....	..	67

## FIELD RULES.

Persons allowed on field other than players and umpire.....	..	68
---	----	----

## GENERAL DEFINITIONS.

"Play".....	1	69
"Time".....	2	69
"Game".....	3	69
An "inning".....	4	69
A "time at bat".....	5	69
"Legal" or "legally".....	6	69
"Force" play.....	..	52




## THE SCORING RULES (Rule 70).

The batsman's record:		
Times at bat.....	1	70
Number of runs.....	2	70
Number of base-hits.....	3	70
Number of bases to be credited for hit that scores winning run	4	70
When base-hits should be credited.....	5	70
Sacrifice hits.....	6	70
The fielding record:		
Number of put-outs, and explanation of.....	7	70
Number of assists, and explanation of.....	8	70
Errors, explanations of and exemptions from.....	9	70
Stolen bases.....	10	70
Definition of wild pitch and passed ball.....	11	70
Definition of run earned off pitcher.....	12	70
Definition of runs batted in.....	13	70

## The summary:

The score of each inning and total runs.....	1	71
The number of stolen bases.....	2	71
The number of sacrifice hits.....	3	71
The number of two-base hits.....	4	71
The number of three-base hits.....	5	71
The number of home runs.....	6	71
The number of double and triple plays.....	7	71
The number of runs batted in by each batsman.....	8	71
The number of innings in which each pitcher pitched.....	9	71
The number of base-hits made off each pitcher.....	10	71
The number of strikeouts.....	11	71
The number of bases on balls.....	12	71
The number of wild pitches.....	13	71
The number of hit batsmen.....	14	71
The number of passed balls.....	15	71
The time of the game.....	16	71
The name of the umpire or umpires.....	17	71

# OFFICIAL PACIFIC COAST LEAGUE SCHEDULE FOR 1944

	AT SEATTLE	AT PORTLAND	SACRAMENTO	AT S. FRANCISCO	AT OAKLAND	LOS ANGELES	AT HOLLYWOOD	AT SAN DIEGO
SEATTLE.....	 May 30, 30, 31 June 1, 2, 3, 4, 4 July 25, 26, 27, 28, 29, 30, 30	July 4, 4, 5, 6, 7, 8, 9, 9 Aug. 15, 16, 17, 18, 19, 20, 20	May 16, 17, 18, 19, 20, 21, 21 21, 21	May 23, 24, 25, 26, 27, 28, 28 28, 28	June 23, 24, 25, 25 Aug. 1, 2, 3, 4, 5, 6, 6	June 27, 28, 29, 30 July 1, 2, 2 Sept. 12, 13, 14, 15, 16, 17, 17	April 9, 11, 12, 13, 14, 15, 16, 16 Aug. 8, 9, 10, 11, 12, 13, 13	April 18, 19, 20, 21, 22, 23, 23 Sept. 5, 6, 7, 8, 9, 9, 10, 10
PORTLAND.....	 May 30, 30, 31 June 1, 2, 3, 4, 4 July 25, 26, 27, 28, 29, 30, 30	BUY	April 18, 19, 20, 21, 22, 23, 23 Sept. 5, 6, 7, 8, 9, 9, 10, 10	April 9, 11, 12, 13, 14, 15, 16, 16 Aug. 8, 9, 10, 11, 12, 13, 13	June 27, 28, 29, 30 July 1, 2, 2 Sept. 12, 13, 14, 15, 16, 17, 17	June 23, 24, 25, 25 Aug. 1, 2, 3, 4, 5, 6, 6	May 23, 24, 25, 26, 27, 28, 28	May 16, 17, 18, 19, 20, 21, 21
SACRAMENTO.....	April 25, 26, 27, 28, 29, 30, 30 Aug. 29, 30, 31 Sept. 1, 2, 3, 3, 4, 4	May 2, 3, 4, 5, 6, 7, 7 Aug. 22, 23, 24, 25, 26, 27, 27	WAR	June 6, 7, 8, 9, 10, 11, 11 June 20, 21, 22	May 9, 10, 11, 12 13, 14, 14 July 18, 19, 20, 21, 22, 23, 23	July 11, 12, 13, 14, 15, 16, 16	June 13, 14, 15, 16, 17, 18, 18	May 30, 30, 31 June 1, 2, 3, 4, 4
SAN FRANCISCO.....	May 9, 10, 11, 12, 13, 14, 14 July 18, 19, 20, 21, 22, 23, 23	July 11, 12, 13, 14, 15, 16, 16 Aug. 22, 23, 24, 25, 26, 27, 27	June 23, 24, 25, 25 Aug. 1, 2, 3, 4, 5, 6, 6	BONDS	April 18, 19, 20, 21, 22, 23, 23 Aug. 22, 23, 24, 25, 26, 27, 27	May 30, 30, 31 June 1, 2, 3, 4, 4	April 25, 26, 27, 28, 29, 30, 30 Aug. 29, 30, 31 Sept. 1, 2, 3, 3, 4, 4	June 27, 28, 29, 30 July 1, 2, 2 Sept. 12, 13, 14, 15, 16, 17, 17
OAKLAND.....	June 6, 7, 8, 9, 10, 11, 11 June 20, 21, 22	June 13, 14, 15, 16, 17, 18, 18 June 20, 21, 22	May 23, 24, 25, 26, 27, 28, 28	July 4, 4, 5, 6, 7, 8, 9, 9 Sept. 5, 6, 7, 8, 9, 9, 10, 10	TO	May 16, 17, 18, 19, 20, 21, 21 Aug. 15, 16, 17, 18, 19, 20, 20	May 2, 3, 4, 5, 6, 7, 7 July 25, 26, 27, 28, 29, 30, 30	April 9, 11, 12, 13, 14, 15, 16, 16 Aug. 8, 9, 10, 11, 12, 13, 13
LOS ANGELES.....	June 13, 14, 15, 16, 17, 18, 18	June 6, 7, 8, 9, 10, 11, 11 June 20, 21, 22	April 9, 11, 12, 13, 14, 15, 16, 16 Aug. 8, 9, 10, 11, 12, 13, 13	May 2, 3, 4, 5, 6, 7, 7 Sept. 5, 6, 7, 8, 9, 9, 10, 10	April 25, 26, 27, 28, 29, 30, 30 Aug. 29, 30, 31 Sept. 1, 2, 3, 3, 4, 4	SPEED	July 4, 4, 5, 6, 7, 8, 9, 9 Sept. 5, 6, 7, 8, 9, 9, 10, 10	May 23, 24, 25, 26, 27, 28, 28
HOLLYWOOD.....	July 11, 12, 13, 14, 15, 16, 16	May 9, 10, 11, 12, 13, 14, 14 July 18, 19, 20, 21, 22, 23, 23	June 27, 28, 29, 30 July 1, 2, 2 Sept. 12, 13, 14, 15, 16, 17, 17	May 16, 17, 18, 19, 20, 21, 21 Aug. 15, 16, 17, 18, 19, 20, 20	May 30, 30, 31 June 1, 2, 3, 4, 4	April 18, 19, 20, 21, 22, 23, 23 Aug. 22, 23, 24, 25, 26, 27, 27	VICTORY	June 23, 24, 25, 25 Aug. 1, 2, 3, 4, 5, 6, 6
SAN DIEGO.....	May 2, 3, 4, 5, 6, 7, 7 Aug. 22, 23, 24, 25, 26, 27, 27	April 25, 26, 27, 28, 29, 30, 30 Aug. 29, 30, 31 Sept. 1, 2, 3, 3, 4, 4	June 13, 14, 15, 16, 17, 18, 18 July 18, 19, 20, 21, 22, 23, 23	June 13, 14, 15, 16, 17, 18, 18	July 11, 12, 13, 14, 15, 16, 16	May 9, 10, 11, 12, 13, 14, 14 July 18, 19, 20, 21, 22, 23, 23	June 6, 7, 8, 9, 10, 11, 11 June 20, 21, 22	

# SCHEDULE OF AMERICAN LEAGUE NIGHT GAMES FOR 1944

## NIGHT GAMES

CHICAGO		ST. LOUIS	CLEVELAND	PHILADELPHIA
May 24	with New York	24 with Boston	May 25 with Washington	May 12 with Chicago
May 29	" Boston	May 26 " Boston	June 2 " New York	May 17 " Detroit
June 2	" Washington	May 31 " Washington	June 12 " Detroit	June 9 " Washington
June 7	" Detroit	June 8 " Philadelphia	June 16 " Chicago	June 20 " Boston
June 14	" St. Louis	June 9 " Cleveland	July 13 " St. Louis	June 23 " New York
June 23	" Cleveland	June 20 " Chicago	July 18 " Philadelphia	June 30 " Cleveland
July 18	" Boston	June 21 " Chicago	July 21 " Philadelphia	July 5 " St. Louis
July 24	" New York	July 18 " New York	July 25 " New York	July 7 " Chicago
July 27	" Washington	July 19 " New York	July 31 " Boston	Aug. 4 " New York
July 31	" Philadelphia	July 20 " New York	Aug. 25 " Chicago	Aug. 11 " Cleveland
Aug. 5	" Detroit	July 22 " Boston	Aug. 29 " St. Louis	Aug. 14 " Detroit
Sept. 1	" Cleveland	July 25 " Philadelphia	Sept. 15 " Detroit	Aug. 18 " St. Louis
Sept. 7	" St. Louis	July 27 " Philadelphia	Sept. 19 " Boston	Aug. 25 " Boston
Sept. 19	" Philadelphia	Aug. 1 " Washington	Sept. 25 " Washington	Aug. 29 " Washington
		Aug. 5 " Cleveland		
		Aug. 31 " Detroit		
		Sept. 1 " Detroit		
		Sept. 15 " Chicago		
		Sept. 19 " Washington		

## TWILIGHT GAMES








### DETROIT

June 16	with St. Louis	July 18	with Washington
June 20	" Cleveland	July 24	" Philadelphia
July 13	" Chicago	July 26	" Boston
		Aug. 1	with New York

### WASHINGTON

Night games will be played on all scheduled dates starting with Wednesday, May 10th, to the close of Washington at home date Sunday, September 17th, except games scheduled on Sundays and holidays.

# OFFICIAL AMERICAN LEAGUE SCHEDULE FOR 1944



	CHICAGO	ST. LOUIS	DETROIT	CLEVELAND	WASHINGTON	PHILADELPHIA	NEW YORK	BOSTON	ABROAD	
CHICAGO	 Apr. 28, *29, 30, 30 June 12, 13, 14 Sept. 7, *9, 10, 10	Apr. 21, *22, 23, 23 June 10, 10, 11, 11 Sept. 15, *16, 17, 17	May 5, *6, 7, 7 June 15, *15, 16, 16 Aug. 29, 30	May 1, 2, 3, 4 June 18, 18 Aug. 25, *26, 27, 27	May *13, 14, 14 June 7, *8, 9, 9 Aug. 16, 17, 18, *19	May 15, 16, 17, 18 July 1, 2, 2 Aug. 13, 13, 14, 15	May 19, *20, 21, 21 June 28, 29, 30 Aug. 9, 10, 11, *12	May 19, *20, 21, 21 June 28, 29, 30 Aug. 9, 10, 11, *12	May 19, *20, 21, 21 June 28, 29, 30 Aug. 9, 10, 11, *12	July 4 at Wash- ington
ST. LOUIS	Apr. 28, *29, 30, 30 June 12, 13, 14 Sept. 7, *9, 10, 10	 Apr. 21, *22, 23, 23 June 10, 10, 11, 11 Sept. 15, *16, 17, 17	May 5, *6, 7, 7 June 15, *15, 16, 16 Aug. 29, 30	May 1, 2, 3, 4 June 18, 18 Aug. 25, *26, 27, 27	May *13, 14, 14 June 7, *8, 9, 9 Aug. 16, 17, 18, *19	May 15, 16, 17, 18 July 1, 2, 2 Aug. 13, 13, 14, 15	May 19, *20, 21, 21 June 28, 29, 30 Aug. 9, 10, 11, *12	May 19, *20, 21, 21 June 28, 29, 30 Aug. 9, 10, 11, *12	May 19, *20, 21, 21 June 28, 29, 30 Aug. 9, 10, 11, *12	July 4 at Phila- delphia
DETROIT	Apr. 25, 26 June 7, *10, 11, 11 Aug. *5, 6, 6 Sept. 14, 14	May 2, 3, 4, 4 June 31, *31, 31, 31, 31 Sept. 1, 1, 1, 1, 1, 1	 Apr. 18, 19, 20 June 16, *17, 18, 18 Aug. 25, *26, 27, 27	Apr. 21, *22, 23, 23 June 10, 10, 11, 11 Sept. 15, 17, 17	May 19, *20, 21, 21 June 28, 29, 30 Aug. 9, 10, 11, *12	May 15, 16, 17, 18 July 1, 2, 2 Aug. 13, 13, 14, 15	May 19, *20, 21, 21 June 28, 29, 30 Aug. 9, 10, 11, *12	May 19, *20, 21, 21 June 28, 29, 30 Aug. 9, 10, 11, *12	May 19, *20, 21, 21 June 28, 29, 30 Aug. 9, 10, 11, *12	July 4 at Boston Labor Day at Chicago
CLEVELAND	Apr. 18, 19 June 23, *24, 25, 25 Aug. 1, *2, 3	Apr. 26, 27 June 6, 9, 11, 11 Aug. 1, 1, 1, 1, 1, 1 Sept. 14, 14	Apr. 28, *29, 30, 30 June 20, 21, 22 Sept. 7, *9, 10, 10	 Apr. 21, *22, 23, 23 June 10, 10, 11, 11 Sept. 15, 17, 17	May 15, 16, 17, 18 July 1, 2, 2 Aug. 13, 13, 14, 15	May 19, *20, 21, 21 June 28, 29, 30 Aug. 9, 10, 11, *12	May 19, *20, 21, 21 June 28, 29, 30 Aug. 9, 10, 11, *12	May 19, *20, 21, 21 June 28, 29, 30 Aug. 9, 10, 11, *12	May 19, *20, 21, 21 June 28, 29, 30 Aug. 9, 10, 11, *12	July 4 at New Labor Day at St. Louis
WASHINGTON	June 2, *3, 4, 4 July 25, *26, 27, 28 Sept. 22, *23, 24	May 130, *130, 31, June 1, 1, 1, 1, 1, 1 July 19, 20, 21 Sept. 19, 20, 21	May 28, 28, 29 July 18, 19, 20, 21 Sept. 28, 29, *30, Oct. 1	May 24, 25, 26, *27 July 18, 19, 20, 21 Sept. 25, 26, 27	 Apr. 18, 19, 20 July 14, *15, 16, 16 Sept. 6, *9, 10, 10	May 5, *6, 7, 7 June 9, *10, 11, 11 Aug. 29, 30	Apr. 21, *22, 23 June 10, 10, 11, 11 Aug. 31, Sept. 1, *2, 3	Apr. 21, *22, 23 June 10, 10, 11, 11 Aug. 31, Sept. 1, *2, 3	Apr. 21, *22, 23 June 10, 10, 11, 11 Aug. 31, Sept. 1, *2, 3	Decoration Day at St. Louis
PHILADELPHIA	May 130, *130, 31, June 1, 1, 1, 1, 1, 1 July 19, 20, 21 Sept. 19, 20, 21	May 28, 28, 29 July 18, 19, 20, 21 Sept. 28, 29, *30, Oct. 1	May 24, 25, 26, *27 July 18, 19, 20, 21 Sept. 25, 26, 27	May 24, 25, 26, *27 July 18, 19, 20, 21 Sept. 25, 26, 27	Apr. 18, 19, 20 July 14, *15, 16, 16 Sept. 6, *9, 10, 10	May 5, *6, 7, 7 June 9, *10, 11, 11 Aug. 29, 30	Apr. 21, *22, 23 June 10, 10, 11, 11 Aug. 31, Sept. 1, *2, 3	Apr. 21, *22, 23 June 10, 10, 11, 11 Aug. 31, Sept. 1, *2, 3	Apr. 21, *22, 23 June 10, 10, 11, 11 Aug. 31, Sept. 1, *2, 3	Decoration Day at New York
NEW YORK	May 24, 25, 26, *27 July *22, 23, 24, 24 Sept. 25, 26, 27	May 130, *130, 31, June 1, 1, 1, 1, 1, 1 July 19, 20, 21 Sept. 19, 20, 21	May 28, 28, 29 July 18, 19, 20, 21 Sept. 28, 29, *30, Oct. 1	May 24, 25, 26, *27 July 18, 19, 20, 21 Sept. 25, 26, 27	Apr. 18, 19, 20 July 14, *15, 16, 16 Sept. 6, *9, 10, 10	May 5, *6, 7, 7 June 9, *10, 11, 11 Aug. 29, 30	Apr. 21, *22, 23 June 10, 10, 11, 11 Aug. 31, Sept. 1, *2, 3	Apr. 21, *22, 23 June 10, 10, 11, 11 Aug. 31, Sept. 1, *2, 3	Apr. 21, *22, 23 June 10, 10, 11, 11 Aug. 31, Sept. 1, *2, 3	Decoration Day at Detroit
BOSTON	May 28, 28, 29 July 18, 19, 20, 21 Sept. 28, 29, *30, Oct. 1	May 24, 25, 26, *27 July *22, 23, 24, 24 Sept. 25, 26, 27	May 130, *130, 31, June 1, 1, 1, 1, 1, 1 July 19, 20, 21 Sept. 19, 20, 21	May 24, 25, 26, *27 July 18, 19, 20, 21 Sept. 25, 26, 27	Apr. 18, 19, 20 July 14, *15, 16, 16 Sept. 6, *9, 10, 10	May 5, *6, 7, 7 June 9, *10, 11, 11 Aug. 29, 30	Apr. 21, *22, 23 June 10, 10, 11, 11 Aug. 31, Sept. 1, *2, 3	 Apr. 21, *22, 23 June 10, 10, 11, 11 Aug. 31, Sept. 1, *2, 3	Apr. 18, 19, 20, 21 July 7, 8, *10, 11, 11 Sept. *9, 10, 10, 10	Decoration Day at Washington
AT HOME	12 Saturdays 12 Sundays Decoration Day 14 Night Games	10 Saturdays 12 Sundays Decoration Day 21 Night Games	12 Saturdays 12 Sundays Decoration Day 7 Twilght Games	9 Saturdays 12 Sundays Decoration Day 14 Night Games	12 Saturdays 12 Sundays Labor Day 43 Night Games	12 Saturdays 12 Sundays Labor Day 43 Night Games	12 Saturdays 12 Sundays Labor Day 43 Night Games	12 Saturdays 12 Sundays Labor Day 43 Night Games	12 Saturdays 12 Sundays Labor Day 43 Night Games	 12 Saturdays 12 Sundays April 19 July 4











# OFFICIAL INTERNATIONAL LEAGUE SCHEDULE FOR 1944

	AT MONTREAL	AT TORONTO	AT BUFFALO	AT ROCHESTER	AT SYRACUSE	AT NEWARK	AT JERSEY CITY	AT BALTIMORE
MONTREAL.....	 May 28, 28, 29 July 9, 10, 11 Aug. 20, 20, 21, 22 Sept. 10	May 19, 20, 20 July 7, 8 Aug. 25, 26 Aug. 30, 31, S:pt. 1, 2	May 30, 30, p. m., 31 July 2, 2 July 19, 20, 21, 22 Aug. 23, 24	May 21, 21, 22 July 4, 4, p. m., 5, 6 Aug. 13 Aug. 27, 28, 29 Aug. 23, 24	May 14, 14, 30, 30, p. m. July 20, 21, 22 Aug. 23, 24 Sept. 3	April 29, 30, 30 May 1, 2 June 15, 16, 17 Aug. 7, 8, 9 Aug. 27, 27, 29	April 20, 21, 22 June 4, 5, 6, 7 Aug. 3, 4, 5, 6	April 26, 27, 28 June 12, 13, 14 June 25 July 16, 28, 29
TORONTO.....	BUY	BUY						
BUFFALO.....	May 25, 26, 27 July 12, 13, 14 Aug. 15, 16, 17, 18 m., 5, 6	May 24, 24, 5, m. June 1, 2, 3 July 15, 17, 18 Sept. 7, 8, 9	WAR July 7, 8 July 23, 23 Aug. 15, 16 Aug. 25, 26 Sept. 1, 2	May 18, 19, 20 July 9, 9, 11 Aug. 21, 22 Aug. 30, 31 Sept. 10	April 23, 23, 24, 25 June 10, 20, 21 July 15, 16, 17, 18, 18 July 27, 28, 29	April 26, 27, 28 June 15, 16, 17, 18, 18 July 27, 28, 29	April 29, 30, 30, 9. m., May 1, 2 June 12, 13, 14 July 24, 25, 26	April 29, 30, May 1 June 15, 16, 17, 18 July 23, 24, 25, 26
ROCH- ESTER.....	May 22, 23, 24, 24, p. m., July 13, 16, 17, 18 Sept. 7, 8, 9	May 25, 26, 27, 27 July 12, 13, 14 Aug. 10, 11, 12, 12	May 28, 28, 29 July 7, 8 July 23, 23 Aug. 15, 16 Aug. 25, 26 Sept. 1, 2	BONDS May 4, 5, 6, 7 June 8, 9, 10, 11, 11 Aug. 17, 18, 19	April 20, 21, 22 June 18, 19, 20 June 22, 23, 24 Aug. 3, 4, 5, 6	April 29, 30, 30 May 1, 2 June 12, 13, 14 July 24, 25, 26	April 26, 27, 28 June 15, 16, 17, 18 July 27, 28, 29, 30, 30	April 23, 23, 24, 25 June 4, 5, 6, 7 July 31, Aug. 1, 2
SYRACUSE.....	May 11, 12, 13 June 29, 30, July 1, 1 July 23, 24, 25, 26	May 8, 9, 10 June 26, 27, 28, 28 Aug. 10, 11, 12, 12	May 16, 17 June 4, 4, 5, 6, 7 Aug. 15, 16 Aug. 20, 20	May 4, 5, 6 June 8, 9, 10, 11, 11 Aug. 17, 18, 19	TO	May 24, 25, 26 July 9, 10, 11, 12 Aug. 27, 28, 29, 30, 2, 3	May 27, 28, 28, 29 July 6, 7, 8 Aug. 31, Sept. 1, 5, 6	May 21, 22, 23 July 3, 4, 4, p. m., 5 Sept. 4, 4, p. m., 5, 6
NEWARK.....	May 4, 5, 6 June 22, 23, 24, 25, 25 Aug. 10, 11, 12	May 15, 16, 17 June 19, 20, 20, 21 Aug. 7, 7, p. m., 8, 9	May 7, 8, 9, 10 June 26, 27, 28 July 16 Aug. 17, 18, 19	May 11, 12, 13 June 25, 30, July 1 Aug. 13, 13, 14, 15, 16	TO	SPEED	May 30, 30, p. m., 31 July 2 July 13, 14, 15 Aug. 20, 21 Sept. 4, 4, p. m.	May 27, 28, 28, 29 July 6, 7, 7, 8 Aug. 24, 25, 26
JERSEY CITY.....	May 7, 8, 9, 10 June 18, 19, 20, 21 Aug. 17, 18, 19	May 3, 4, 6, 6 June 22, 23, 24, 24 Aug. 14, 15, 16	May 11, 12, 13, 14, 14 June 29, 30, July 1 Aug. 7, 8, 9	May 15, 16, 17 June 25, 25, 26, 27, 28 Aug. 10, 11, 12	June 1, 2, 3 July 20, 21, 22 Aug. 13, 13 Aug. 24, 25, 26	May 21, 23 July 3, 4, 4, p. m., 5 Aug. 22, 23 Sept. 5, 6	VICTORY	May 24, 25, 26 July 9, 10, 11, 12 Aug. 27, 28, 29, 30
BALTI- MORE.....	May 14, 16, 17, 18 June 26, 27, 28 Aug. 13, 14, 15, 16	May 11, 12, 13 June 29, 30, July 1, 1, p. m., Aug. 17, 18, 19, 19	May 3, 5, 6 June 22, 23, 24, 25, 25 Aug. 10, 11, 12	May 7, 7, 9, 10 June 19, 20, 21 Aug. 7, 8, 9 Aug. 20	May 30, 30, p. m., 31 July 2, 2 July 13, 14, 15 Aug. 21, 22, 23	June 1, 2, 3 July 20, 21, 22 Aug. 3, 3, 3 Sept. 1, 1, 2, 3	May 19, 20 July 16, 16, 17, 18, 19 Sept. 7, 8, 9, 10	

# OFFICIAL AMERICAN ASSOCIATION SCHEDULE FOR 1944

	AT TOLEDO	AT COLUMBUS	AT INDIANAPOLIS	AT LOUISVILLE	AT MILWAUKEE	AT KANSAS CITY	AT ST. PAUL	AT MINNEAPOLIS
TOLEDO.....	 May 2, 3, 4 July 2, 3, 4 Aug. 27, 28, 29	May 2, 3, 4 July 2, 3, 4 Aug. 27, 28, 29	April 19, 20, 21 July 22, 23, 24 Aug. 30, 31, Sept. 1	April 22, 23, 24 July 18, 19, 20, 21 Sept. 2, 3, 3	May 8, 9, 10 June 9, 10, 11, 11 July 31, Aug. 1, 2, 3	May 6, 7, 7 June 12, 13, 14, 15 July 28, 29, 30, 30	May 14, 14, 15, 16 June 6, 7, 8 Aug. 4, 5, 6, 6	May 11, 12, 13 June 3, 4, 4, 5 Aug. 7, 8, 9, 10
COLUMBUS.....	May 30, 30, 31, June 1 July 15, 16, 16, 17 Sept. 4, 4, 5	BUY	April 22, 23, 24 July 18, 19, 20, 21 Sept. 2, 3, 3	April 19, 20, 21 July 22, 23, 24 25 Aug. 30, 31, Sept. 1	May 6, 7, 7 June 12, 13, 14, 15 July 28, 29, 30, 30	May 8, 9, 10 June 9, 10, 11, 11 July 31, Aug. 1, 2, 3	May 11, 12, 13 June 3, 4, 4, 5 Aug. 7, 8, 9, 10	May 14, 14, 15, 16 June 6, 7, 8 Aug. 4, 5, 6, 6
INDIANAPOLIS.....	April 26, 27, 28 July 6, 7, 8, 9, 9 Sept. 6, 7, 8	April 29, 30, 30, May 1 July 10, 11, 12, 13 Sept. 9, 10, 10	WAR	May 30, 30, 31, June 1 July 15, 16, 16, 17 Sept. 4, 4, 5	May 11, 12, 13 June 3, 4, 4, 5 Aug. 7, 8, 9, 10	May 6, 7, 7 June 14, 14, 15, 16 July 28, 29, 30, 30	May 6, 7, 7 June 9, 10, 11, 11 July 31, Aug. 1, 2, 3	May 8, 9, 10 June 9, 10, 11, 11 July 31, Aug. 1, 2, 3
LOUISVILLE.....	April 29, 30, 30, May 1 July 10, 11, 12, 13 Sept. 9, 10, 10	April 26, 27, 28 July 6, 7, 8, 9, 9 Sept. 6, 7, 8	May 2, 3, 4 July 2, 2, 4, 4 Aug. 27, 27, 28, 29	BONDS	May 14, 14, 15, 16 June 6, 7, 8 Aug. 4, 5, 6, 6	May 11, 12, 13 June 3, 4, 4, 5 Aug. 7, 8, 9, 10	May 8, 9, 10 June 9, 10, 11, 11 July 31, Aug. 1, 2, 3	May 6, 7, 7 June 12, 13, 14, 15 July 28, 29, 30, 30
MILWAUKEE.....	May 21, 21, 22, 23 June 28, 29, 30 Aug. 12, 13, 13, 14	May 18, 19, 20 June 25, 25, 26, 27 Aug. 15, 16, 17, 18	May 27, 28, 28 June 20, 21, 22, 23 Aug. 19, 20, 20, 21	May 24, 25, 26 June 17, 18, 18, 19 Aug. 22, 23, 24, 25	May 14, 14, 15, 16 June 6, 7, 8 Aug. 4, 5, 6, 6	May 11, 12, 13 June 3, 4, 4, 5 Aug. 7, 8, 9, 10	May 8, 9, 10 June 9, 10, 11, 11 July 31, Aug. 1, 2, 3	May 6, 7, 7 June 12, 13, 14, 15 July 28, 29, 30, 30
KANSAS CITY.....	May 18, 19, 20 June 25, 25, 26, 27 Aug. 15, 16, 17, 18	May 21, 21, 22, 23 June 28, 29, 30 Aug. 12, 13, 13, 14	May 24, 25, 26 June 17, 18, 18, 19 Aug. 22, 23, 24, 25	May 27, 28, 28 June 20, 21, 22, 23 Aug. 19, 20, 20, 21	May 30, 31, 31, June 1 July 15, 16, 16, 17 Sept. 4, 4, 5	May 2, 3, 4 July 2, 2, 4, 4 Aug. 27, 27, 28, 29	April 26, 27, 28 May 1 July 22, 23, 23, 24 25 Aug. 30, 31, Sept. 1	April 26, 27, 28 April 26, 27, 28 May 1 July 22, 23, 23, 24 25 Aug. 30, 31, Sept. 1
ST. PAUL.....	May 24, 25, 26 June 17, 18, 18, 19 Aug. 22, 23, 24, 25	May 27, 28, 28 June 20, 21, 22, 23 Aug. 19, 20, 20, 21	May 18, 19, 20 June 25, 25, 26, 27 Aug. 15, 16, 17, 18	May 21, 21, 22, 23 June 28, 29, 30 Aug. 12, 13, 13, 14	April 19, 20, 21 July 6, 7, 8, 9, 9 Sept. 6, 7, 8	April 22, 23, 23, 24 July 10, 11, 12, 13 Sept. 9, 10, 10	VICTORY	May 2, 4, 30, June 3, 31 July 15, 15, 4, p. m. Aug. 27, 29 Sept. 4, a. m.
MINNEAPOLIS.....	May 27, 28, 28 June 20, 21, 22, 23 Aug. 19, 20, 20, 21	May 24, 25, 26 June 17, 18, 18, 19 Aug. 22, 23, 24, 25	May 21, 21, 22, 23 June 28, 29, 30 Aug. 12, 13, 13, 14	May 18, 19, 20 June 25, 25, 26, 27 Aug. 15, 16, 17, 18	April 22, 23, 23, 24 July 10, 11, 12, 13 Sept. 9, 10, 10	April 19, 20, 21 July 6, 7, 8, 9, 9 Sept. 6, 7, 8	May 3, 5, 30, p. m., June 1 July 3, 4, a. m., 14, 16 Aug. 28 Sept. 4, p. m., 5	

# OFFICIAL SOUTHERN ASSOCIATION SCHEDULE FOR 1944

	AT ATLANTA	AT BIRMINGHAM	AT CHATTANOOGA	AT KNOXVILLE	AT LITTLE ROCK	AT MEMPHIS	AT NASHVILLE	AT NEW ORLEANS
ATLANTA.....	 June 25,25,26,27, 28 Sept. 6,7,8,10,10	June 15,16,17,18, 18 Aug. 29, 30, 31 Sept. 1, 2	May 2, 3, 4, 5, 6 July 23,24,25, 26	May 7, 7, 8, 9, 10 Aug. 11,12,13,13, 15	May 16,17,18,19, 20 July 8, 9, 9, 10, 11	May 21,21,22,23, 24 July 3, 4, 4, 6, 7	June 29, 30, July 1, 2, 2 Aug. 16,17,18,20, 20	June 11,11,12,13, 14 Aug. 25,26,27,27, 28
BIRMINGHAM.....	June 25,25,26,27, 28 Sept. 6,7,8,10,10	BUY	June 20,21,22,22, 23 Sept. 3, 3, 4, 4, 5	May 31, 2, 4, 4 July 14,15,16,16, 17	June 5, 6, 7, 8, 9 Aug. 6, 6, 8, 9, 10	May 11,12,13,14, 14 July 31, Aug. 1, 2, 3, 4	May 26,28,28,29, 30 July 18,19,20,21, 22	April 28, 30 July 27,28,30,30 Aug. 21,22,23,24
CHATTANOOGA.....	May 11,12,13,14, 14 July 31 Aug. 1, 2, 3, 4	June 11,11,13,13, 14 Aug. 25,26,27,27, 28	WAR	June 29, 30 Aug. 16,17,18,20, 20	May 21,21,22,23, 24 July 3, 4, 4, 6, 7	May 16,17,17,18, 19 July 8, 9, 9, 10, 11	April-28, 30 July 27,28,30,30 Aug. 21,22,23,24	June 15,16,17,18, 18 Aug. 29,30,30,31, Sept. 1
KNOXVILLE.....	April 28, 30 July 28,29,30,30 Aug. 21,22,22,23	May 21,21,23,23, 24 July 3, 4, 4, 6, 7	June 6, 6, 7, 8, 9 Aug. 6, 6, 8, 9, 10	BONDS	June 11,11,12,13, 14 Aug. 25,27,27,31, Sept. 1	June 15,16,17,18, 18 Aug. 28, 29, 30, Sept. 3, 3	May 11,12,12,14, 14 July 31, Aug. 1, 2, 3, 4	May 16,17,17,18, 19 July 8, 9, 9, 10, 11
LITTLE ROCK.....	May 26,27,28,28, 29 July 30,19,20,21	June 29, 30 Aug. 16,17,18,20, 20	May 31 June 1, 2, 4, 4 July 14,14,15,16, 16	June 20,21,22,23, 24 Sept. 8, 8, 9, 10, 10	T 0	April 28, 30, 30 July 28, 30, 30 Aug. 21,22,23,24	June 25,25,26,27, 28 Sept. 4, 4, 6, 7	May 11,12,12,14, 14 July 31, Aug. 1, 2, 3, 4
MEMPHIS.....	May 31 June 1, 2, 4, 4 July 14,15,16,16, 17	May 2, 3, 4, 5, 6 July 23,24,25, 25	May 26,27,28,28, 30 July 18,19,20,21, 22	June 25,25,26,27, 27 Sept. 4, 4, 5, 6, 7	May 7, 7, 8, 9, 9 Aug. 11,12,13,13, 14	SPEED	June 19,20,21,22, 23 Sept. 8, 8, 9, 10, 10	June 29, 30, July 1, 2, 2 Aug. 16,17,18,20, 20
NASHVILLE.....	June 5, 6, 7, 8, 9, 9 Aug. 6, 6, 8, 9, 10	May 15,16,17,18, 19 July 8, 9, 9, 10, 11	May 7, 7, 9, 9, 10 Aug. 11,13,13,15, 15	May 2, 3, 4, 5, 6 July 23,23,24,25, 26	June 15,16,17,18, 18 Aug. 28, 29, 30, Sept. 3, 3	June 11,11,12,13, 14 Aug. 25,27,27,31, Sept. 1	VICTORY	May 21,21,22,23, 24, 24 July 4, 4, 6, 7
NEW ORLEANS.....	June 20,21,22,23, 24 Sept. 3, 3, 4, 4, 5	May 7, 7, 8, 9, 9 Aug. 11,12,13,13, 14	June 25,25,26,27, 28 Sept. 6, 7, 8, 10, 10	May 26,27,28,28, 30 July 18,19,20,21, 22	May 2, 3, 4, 5, 5 July 23,24,25, 25	June 5, 6, 7, 8, 8, 9 Aug. 6, 6, 8, 9, 10	May 31, June 1, 2, 4, 4 July 14,15,16,16, 17	

# Only Genuine LOUISVILLE SLUGGERS

*carry these*




ONLY the bats of the Champs carry the famous Hillerich & Bradsby oval trademark and the written signature of a famous slugger. These are the marks of distinction which guarantee highest quality and dependability.

HILLERICH &  
BRADSBY CO., Inc.  
Louisville, Kentucky

Also Makers of  
Louisville Grand Slam  
and  
Lo-Skore Golf Clubs

LOUISVILLE  
SLUGGER  
BATS




SPEED VICTORY  
BUY MORE BONDS





# OFFICIAL EASTERN LEAGUE SCHEDULE FOR 1944

	AT ELMIRA	AT WILMSPORT	AT W'KES-BARRE	AT SCRANTON	AT BINGHAMTON	AT UTICA	AT ALBANY	AT HARTFORD
ELMIRA.....	May 3, 4 May 28, 28, 29 July 4, 4, 5 Aug. 27, 28	May 8, 9, 10 May 25, 25, 26 Aug. 9, 9, 10, 11	May 11, 12, 13 June 23, 24, 27 Aug. 6, 6, 7, 8	May 11, 12, 13 June 23, 24, 27 Aug. 6, 6, 7, 8	June 11, 11, 12, 13 July 26, 27, 28 Sept. 9, 10, 10	June 14, 15, 16 July 23, 23, 24, 25 Sept. 6, 7, 8	May 21, 21, 22 July 13, 14, 14 Aug. 20, 20, 21, 22	May 24, 25, 26 July 9, 9, 10, 11 Aug. 23, 24, 25
WILLIAMS- PORT.....	May 5, 7, 7 May 30, 30 July 6, 7 Sept. 4, 4, 5	BUY	May 11, 12, 13 June 23, 24, 27 Aug. 6, 6, 7, 8	May 8, 9, 10 June 25, 25, 26 Aug. 9, 10, 11, 12	June 14, 15, 16 July 23, 23, 24, 25 Sept. 6, 7, 8	June 11, 11, 12, 13 July 26, 27, 28 Sept. 9, 10, 10	May 24, 25, 26 July 9, 9, 10, 11 Aug. 23, 24, 25	May 21, 21, 22, 23 July 12, 13, 14 Aug. 30, 21, 22
WILKES- BARRE.....	May 31, June 1, 2 July 1, 2, 2 Aug. 16, 16, 17, 18	June 3, 4, 4 June 28, 29, 30 Aug. 13, 13, 14, 15	WAR	May 4, 6, 7 May 29, 30 (N) July 4 (D), 6, 7 Aug. 27, Sept. 4 (D)	May 14, 14, 15, 16 July 12, 13, 14 Aug. 23, 24, 25	May 17, 18, 19 June 18, 18, 19, 20 Aug. 2, 3, 4	June 11, 11, 12, 13 July 26, 27, 28 Sept. 9, 10, 10	June 14, 15, 16 July 23, 23, 24, 25 Sept. 6, 7, 8
SCRANTON.....	June 3, 4, 4 June 28, 29, 30 Aug. 13, 13, 14, 15	May 31, June 1, 2 July 1, 2, 2, 3 Aug. 16, 17, 18	May 3, 5 May 27, 28, 30 (D), 24 (N), 5 July 4 (N), 5 Aug. 28 Sept. 4 (N), 5	BONDS	May 17, 18, 19 June 18, 18, 19, 20 Aug. 2, 3, 4	May 14, 14, 15, 16 July 12, 13, 14 Aug. 23, 24, 25	June 14, 15, 16 July 23, 23, 24, 25 Sept. 6, 7, 8	June 11, 11, 12, 13 July 26, 27, 28 Sept. 9, 10, 10
BINGHAM- TON.....	June 5, 6, 7 July 19, 20, 21 Sept. 1, 2, 3, 3	June 8, 9, 10 July 16, 16, 17, 18 Aug. 29, 30, 31	May 21, 21, 22, 23 June 21, 22 July 30, 30, 31, Aug. 1	May 24, 25, 26 July 9, 9, 10, 11 Aug. 20, 21, 22	TO	May 5, 6, 7 May 30, 30 July 6, 7, 8 Sept. 4, 4	May 11, 12 June 25, 25, 26, 27, 27	May 8, 9, 10 June 28, 29, 30 Aug. 6, 6, 7, 8
UTICA.....	June 8, 9, 10 July 16, 16, 17, 18 Aug. 29, 30, 31	June 5, 6, 7 July 19, 20, 21 Sept. 1, 2, 3, 3	May 24, 25, 26 July 9, 9, 10, 11 Aug. 20, 21, 22	May 21, 21, 22, 23 June 21, 22 July 30, 30, 31, Aug. 1	May 3, 4, 27, 28, 29 July 4, 4, 5 Aug. 27, 28	SPEED	May 8, 9, 10 June 28, 29, 30 Aug. 6, 6, 7, 8	May 11, 12, 13 June 25, 25, 26, 27 Aug. 9, 10, 11
ALBANY.....	May 14, 14, 15, 16 June 21, 22 July 30, 30, 31, Aug. 1	May 17, 18, 19 June 18, 18, 19, 20 Aug. 2, 3, 4	June 5, 6, 7 July 19, 20, 21 Sept. 1, 2, 3, 3	June 8, 8, 9 July 16, 16, 17, 18 Aug. 29, 30, 31	May 31, June 1 July 1, 2, 2, 3 Aug. 16, 17, 18, 19 Aug. 27, 28	June 2, 3, 4, 4 June 23, 24 Aug. 13, 13, 14, 15	VICTORY	May 3, 4 May 27, 28, 29 July 4, 4, 5 Aug. 26, 27
HARTFORD.....	May 17, 18, 19 June 18, 18, 19, 20 Aug. 2, 3, 4	May 14, 14, 15, 16 June 21, 22 July 30, 30, 31, Aug. 1	June 8, 8, 9 July 16, 16, 17, 18 Aug. 29, 30, 31	June 5, 8, 7 July 19, 20, 21 Sept. 1, 2, 3, 3	June 2, 3, 4, 4 June 23, 23 Aug. 13, 13, 14, 15	May 31, June 1, 1 July 1, 2, 2 Aug. 16, 17, 18	May 5, 7, 7 May 30, 30 July 6, 7, 8 Sept. 4, 4	

# Rawlings

## GIVES YOU the LATEST in GLOVES and MITTS



Cut Shows U Crotch  
and  
New Solid Trap



Nu-Grip Streamlined Back


- Hand-Sewed Crotch
- Floating Heel
- U Crotch
- Special Designed Ball Traps
- Cupped Little Finger
- Never-Rip Crotch
- Cemented Back
- Grooved Action Pad
- Inner Greased Palm

●

THE  
RAWLINGS DEALER  
in your vicinity will gladly  
show you and explain the  
merits of these Rawlings  
originations.

# OFFICIAL INTER-STATE LEAGUE SCHEDULE FOR 1944

	AT HAGERSTOWN	AT YORK	AT LANCASTER	AT ALLENTOWN	AT WILMINGTON	AT TRENTON
HAGERSTOWN	ALL	May 30 (N), 31 June 16, 17, 18, 18 July 4 (A) Aug. 8, 9, 10 Aug. 18, 19, 20 20 Sept. 4 (A)	May 12, 13, 14, 14 June 2, 3, 4, 4 Aug. 1, 2, 3 Aug. 22, 23, 24	May 5, 6 June 23, 24, 25, 25 July 19, 20, 21, 22 Sept. 10, 10, 11, 12	May 19, 20, 21, 21 June 27, 28, 29 July 14, 15, 16, 16 Sept. 7, 8, 9	May 9, 10, 11 June 13, 14, 15 July 28, 29, 30, 30 Sept. 1, 2, 3, 3
YORK.....	May 3, 4, 30 (A) July 3, 4 (N), 5, 6 July 23, 23, 24 Sept. 4 (N), 5, 6	STAR	May 23, 24, 25 June 13, 14, 15 July 28, 29, 30, 30 Sept. 10, 10, 11, 12	May 26, 27, 28, 28 June 27, 28, 29 July 7, 8, 9, 9 Aug. 29, 30, 31	May 9, 10, 11 June 2, 3, 4, 4 Aug. 1, 2, 3 Aug. 11, 12, 13, 13	May 7, 7, 8 June 23, 24, 25, 25 July 19, 20, 21, 22 Aug. 22, 23, 24
LANCASTER..	May 7, 7, 8 June 9, 10, 11, 11 July 25, 26, 27 Aug. 14, 15, 16, 17	May 16, 17, 18 June 6, 7, 8 Aug. 4, 5, 6, 6 Aug. 25, 26, 27, 27	GAME	May 30 (N), 31 June 16, 17, 18, 18 July 4 (A) Aug. 8, 9, 10 Sept. 4 (N), 5, 6	May 3, 4 June 23, 24, 25, 25 July 19, 20, 21, 22 Aug. 20, 20, 29, 30	May 19, 20, 21, 21 June 27, 28, 29 July 7, 8, 9, 9 Sept. 7, 8, 9
ALLENTOWN.	May 23, 24, 25 June 30, July 1, 2, 2 July 11, 12, 13 Aug. 11, 12, 13, 13	May 19, 20, 21, 21 June 20, 21, 22 July 14, 15, 16, 16 Sept. 7, 8, 9	May 9, 10, 11, 30 (A) July 4 (N) 5, 6 July 23, 23, 24, 3, 4 Sept. 1, 2, 3, 3, 4 (A)	JULY 17	May 7, 7, 8 June 1, 13, 14, 15 July 28, 29, 30, 30 Aug. 22, 23, 24	May 3, 4 June 2, 3, 4, 4 July 31, Aug. 1, 2, 3 Aug. 18, 19, 20, 20
WILMINGTON	May 16, 17, 18 June 20, 21, 22 July 7, 8, 9, 9 Aug. 25, 26, 27, 27	May 5, 6, 15 June 9, 10, 11, 11 July 25, 26, 27 Sept. 1, 2, 3, 3	May 26, 27, 28, 28 June 30, July 1, 2, 2 July 11, 12, 13 Aug. 18, 19, 31	May 12, 13, 14, 14 June 6, 7, 8 Aug. 4, 5, 6, 6 Aug. 15, 16, 17	AT	May 30 (N), 31 June 16, 17, 18, 18 July 4 (A) Aug. 8, 9, 10 Sept. 4 (A), 10, 10, 11, 12
TRENTON.....	May 26, 27, 28, 28 June 6, 7, 8 Aug. 4, 5, 6, 6 Aug. 29, 30, 31	May 12, 13, 14, 14 June 30, July 1, 2, 2 July 11, 12, 13 Aug. 15, 16, 17	May 5, 6, June 5 June 20, 21, 22 July 14, 15, 16, 16 Aug. 11, 12, 13, 13	May 16, 17, 18 June 9, 10, 11, 11 July 25, 26, 27 Aug. 25, 26, 27, 27	May 23, 24, 25, 30(A) July 4 (N), 5, 6 July 23, 23, 24 Sept. 4 (N), 5, 6	LANCASTER



**GoldSmith**  
*Official*  
**League**

A Great Ball  
for  
A Great Game!

**GoldSmith** *Preferred* Sports Equipment  
TRADE MARK

THE P. **GoldSmith** SONS, Inc.  
JOHN AND FINDLAY STREETS, CINCINNATI 14, OHIO, U. S. A.

# OFFICIAL PIEDMONT LEAGUE SCHEDULE FOR 1944

	AT NORFOLK	AT PORTSMOUTH	AT RICHMOND	AT NEWPORT NEWS	AT ROANOKE	AT LYNCHBURG
NORFOLK.....	BUY	April 27, 29 May 8, 10, 29, 30, a. m. June 18 July 2, 4, a. m. July 26, 28, Aug. 10 Sept. 2, 4, a. m.	May 22, 23, 24 June 25, 26, 27, 28 Aug. 15, 16, 17, 18 Sept. 8, 9, 10	May 25, 26, 27, 28 June 29, 30, July 1 July 29, 30, 31 Aug. 29, 30, 31, Sept. 1	May 11, 12, 13, 14 June 15, 16, 17 July 18, 19, 20, 21 Aug. 12, 13, 14	May 15, 16, 17, 18 June 11, 12, 13, 14 July 15, 16, 17 Sept. 5, 6, 7
PORTSMOUTH.....	WAR	May 8, 10, 29, 30, a. m. June 18 July 2, 4, a. m. July 26, 28, Aug. 10 Sept. 2, 4, a. m.	May 19, 20, 21 June 21, 22, 23, 24 Aug. 5, 6, 7, 8 Aug. 23, 24, 25	June 1, 2, 3 July 8, 9, 10, 11 Aug. 1, 2, 3, 4 Aug. 26, 27, 28	May 5, 6, 7 June 7, 8, 9, 10 July 12, 13, 14 Aug. 29, 30, 31, Sept. 1	May 1, 2, 3, 4 June 4, 5, 6 July 5, 6, 7 July 22, 23, 24, 25
RICHMOND.....	May 1, 2, 3, 4 June 4, 5, 6 July 5, 6, 7 July 22, 23, 24, 25	May 11, 12, 13, 14 June 15, 16, 17 July 18, 19, 20, 21 Aug. 12, 13, 14	BONDS	May 8, 9, 10, 29 June 18, 19, 20 Aug. 9, 10, 11 Sept. 2, 3, 4, 4	June 1, 2, 3 July 8, 9, 10, 11 Aug. 1, 2, 3, 4 Aug. 26, 27, 28	May 25, 26, 27, 28 June 29, 30, July 1 July 29, 30, 31 Aug. 29, 30, 31, Sept. 1
NEWPORT NEWS.....	May 5, 6, 7 June 7, 8, 9, 10 July 12, 13, 14 Aug. 19, 20, 21, 22	May 15, 16, 17, 18 June 11, 12, 13, 14 July 15, 16, 17 Sept. 5, 6, 7	April 27, 28, 29, 30 May 30, 30, 31 July 2, 3, 4, 4 July 26, 27, 28	TO	May 22, 23, 24 June 25, 26, 27, 28 Aug. 15, 16, 17, 18 Sept. 8, 9, 10	May 19, 20, 21 June 21, 22, 23, 24 Aug. 5, 6, 7, 8 Aug. 23, 24, 25
ROANOKE.....	May 19, 20, 21 June 21, 22, 23, 24 Aug. 5, 6, 7, 8 Aug. 23, 24, 25	May 25, 26, 27, 28 June 29, 30, July 1 July 29, 30, 31 Aug. 19, 20, 21, 22	May 15, 16, 17, 18 June 11, 12, 13, 14 July 15, 16, 17 Sept. 5, 6, 7	May 1, 2, 3, 4 June 4, 5, 6 July 5, 6, 7 July 22, 23, 24, 25	SPEED	April 27, 28 May 8, 9 May 29, June 18 July 3, 4, 4 July 26, 27, 28 Aug. 11 Sept. 3
LYNCHBURG.....	June 1, 2, 3 July 8, 9, 10, 11 Aug. 1, 2, 3, 4 Aug. 26, 27, 28	May 22, 23, 24 June 25, 26, 27, 28 Aug. 15, 16, 17, 18 Sept. 8, 9, 10	May 5, 6, 7 June 7, 8, 9, 10 July 12, 13, 14 Aug. 19, 20, 21, 22	May 11, 12, 13, 14 June 15, 16, 17 July 18, 19, 20, 21 Aug. 12, 13, 14	April 29, 30 May 10, 30, 30, 31 June 19, 20 July 2 Aug. 9, 10 Sept. 2, 4, 4	VICTORY




---

---

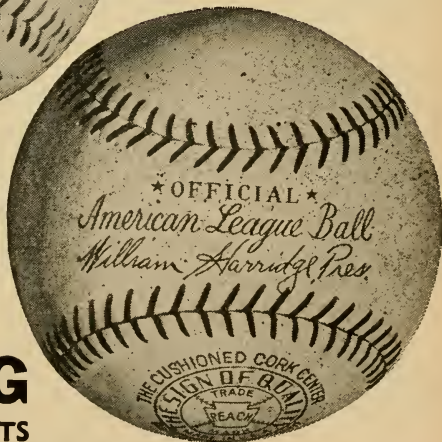
# THE ALL-TIME STARS OF BIG LEAGUE BASEBALL

EVERY MAJOR LEAGUE GAME IS  
PLAYED WITH ONE OR THE OTHER . . .



SPALDING . . . official ball of the National League since its organization (68 years)

REACH . . . official ball of the American League since its organization (43 years)



## SPALDING

SETS THE PACE IN SPORTS

A. G. Spalding & Bros.

A. J. Reach, Wright & Ditson

Divisions of Spalding Sales Corporation

---

---

# Index to Contents

## GENERAL SUBJECTS

All-Star Game	120	Most Valuable Players	97
All-Star Game Averages	123	Night Game Averages	112
All-Star Team	147	No. 1 Men of 1943	149
Annual Meetings	155	Official Rules	237
Big Show's 300 Club	146	Record Makers of '43	93
Chicago City Series	150	World's Series	129
Early Runs-Batted-In Leaders	152	Averages	142
Hotels, Major Clubs	127	Financial Summary	143
Junior World's Series	154	Receipts—Past Series	145
Major League Records	102	Results—Past Series	144
Major-Minor Leaders of '43	157	'20 Yanks Set Attendance Mark	148
Minors' Batting Leaders	153	.400 Hitters in Majors	151
Minors' Pennant Winners	153		

## AMERICAN LEAGUE

Additional Batting	18	Fielding	22
Averages	7	Home Run Leaders—Yearly	96
Base Stealing Leaders	94	Leading Pitchers—Yearly	46
Batting	8	Pennant Winners	44
Champion Batters	45	Pitchers' Records Against Each Club	42
Clubs' Yearly Standing	41	Pitching	34
Directory	3	Strikeout Leaders—Yearly	95

### Diagrams of Parks

Boston Red Sox	33	New York Yankees	9
Chicago White Sox	21	Philadelphia Athletics	37
Cleveland Indians	16-17	St. Louis Browns	29
Detroit Tigers	25	Washington Senators	13

## NATIONAL LEAGUE

Additional Batting	60	Fielding	66
Averages	51	Home Run Leaders—Yearly	96
Base Stealing Leaders	94	Leading Pitchers—Yearly	91
Batting	52	Pennant Winners	89
Champion Batters	90	Pitchers' Records Against Each Club	86
Clubs' Yearly Standing	85	Pitching	81
Directory	47	Strikeout Leaders—Yearly	95
Few-Hit Games	92		

### Diagrams of Parks

Boston Braves	73	New York Giants	79
Brooklyn Dodgers	61	Philadelphia Phillies	37
Chicago Cubs	69	Pittsburgh Pirates	65
Cincinnati Reds	57	St. Louis Cardinals	29

## NATIONAL ASSOCIATION (MINORS)—AVERAGES

American Association	159	Pacific Coast League	180
Appalachian League	221	Piedmont League	214
Eastern League	199	Pony League	226
International League	170	Southern Association	188
Inter-State League	207	Twin Ports League	233

## SCHEDULES

American League	306-307	National League	308-309
American Association	311	Pacific Coast League	305
Eastern League	314	Piedmont League	318
International League	310	Southern Association	312
Inter-State League	311		

0-2177-3.100











UNIVERSITY OF FLORIDA



3 1262 05121 5696

